



US00D793134S

(12) **United States Design Patent** (10) **Patent No.:** **US D793,134 S**
Nigro (45) **Date of Patent:** **** Aug. 1, 2017**

(54) **TABLE**
(71) Applicant: **Hermes Sellier (Societe Par Actions Simplifiece)**, Paris (FR)
(72) Inventor: **Philippe Nigro**, Paris (FR)
(73) Assignee: **Hermes Seller (Societe Par Actions Simplifiece)**, Paris (FR)

D322,190 S * 12/1991 Adamson D6/692.5
D331,512 S * 12/1992 Bennett D6/692.5
D331,851 S * 12/1992 Bennett D6/685
D334,313 S * 3/1993 Grosfillex D6/692
D351,300 S * 10/1994 Cox D6/692.4
D360,549 S * 7/1995 Laske D6/692
D361,458 S * 8/1995 Laske D6/692.4

(Continued)

(**) Term: **15 Years**
(21) Appl. No.: **29/505,397**
(22) Filed: **Oct. 9, 2015**

(30) **Foreign Application Priority Data**

Apr. 10, 2015 (WO) DM/086073

(51) **LOC (10) Cl.** **06-04**
(52) **U.S. Cl.**
USPC **D6/692**

(58) **Field of Classification Search**
USPC D6/641, 685, 692, 708.16; 108/150, 151,
108/152, 156, 157.18, 161; 248/188,
248/188.1, 188.8
CPC ... A47B 2009/006; A47B 13/00; A47B 13/02;
A47B 13/06; A47B 13/021; A47B
2200/0016; A47B 7/00; A47B 13/04;
A47B 13/023
See application file for complete search history.

(56) **References Cited**

U.S. PATENT DOCUMENTS

2,010,342 A * 8/1935 Woods A47B 3/12
108/157.18
2,977,169 A * 3/1961 Geller A47B 9/16
108/127
3,312,355 A * 4/1967 Steinmetz A47B 13/06
211/189
D237,929 S * 12/1975 Laylon et al. D6/692

OTHER PUBLICATIONS

US Office Action on U.S. Appl. No. 29/505,396 DTD Nov. 18, 2016.
Notice of Allowance on U.S. Appl. No. 29/505,396 DTD Apr. 3, 2017.

Primary Examiner — John Windmuller
Assistant Examiner — Steven Czyz
(74) *Attorney, Agent, or Firm* — Foley & Lardner LLP

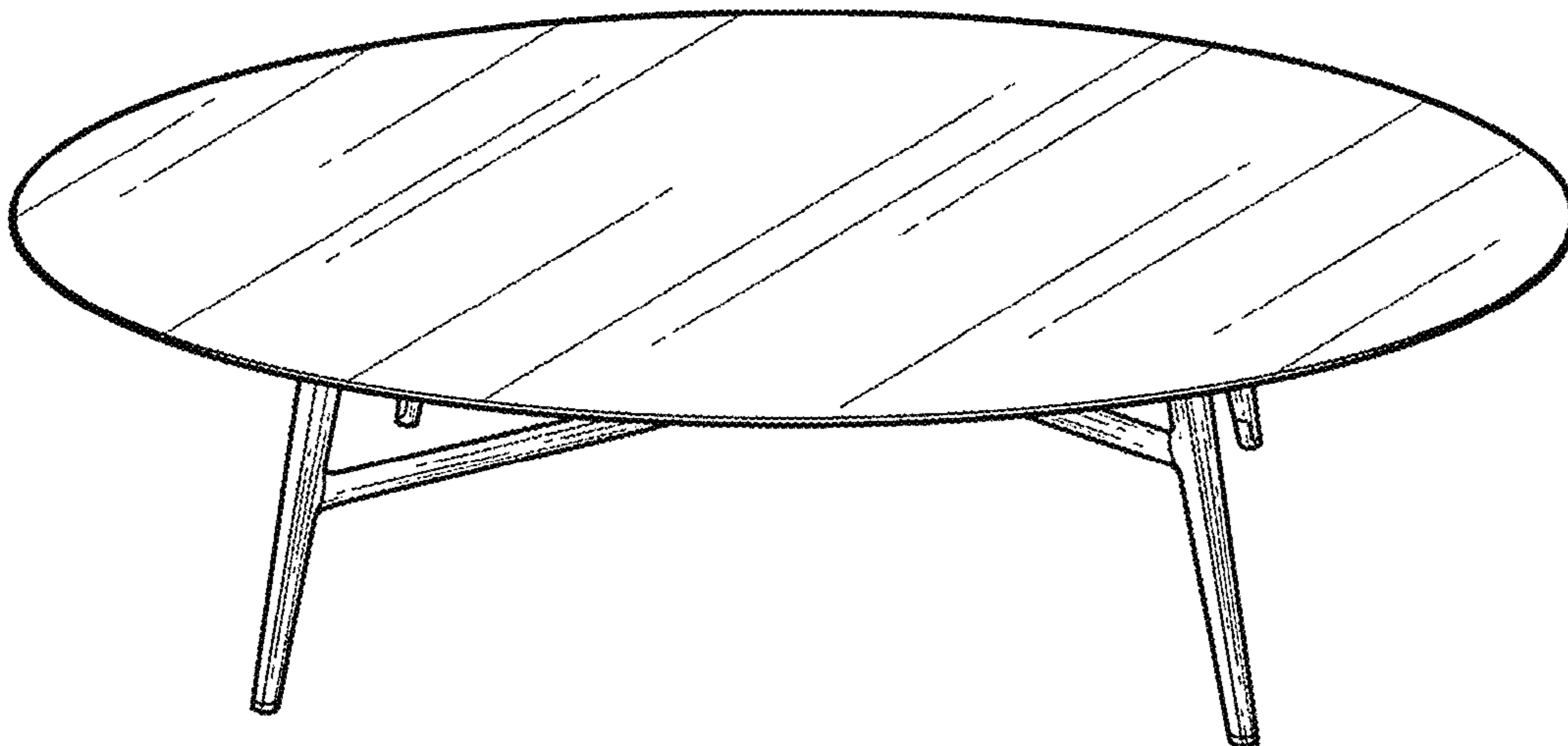
(57) **CLAIM**

The ornamental design for a table, as shown and described.

DESCRIPTION

FIG. 1 is a front, top, right side perspective view of a table of the claimed design;
FIG. 2 is a right side elevational view of the table shown in FIG. 1;
FIG. 3 is a rear elevational view of the table shown in FIG. 1;
FIG. 4 is a left side elevational view of the table shown in FIG. 1;
FIG. 5 is a front elevational view of the table shown in FIG. 1;
FIG. 6 is a top plan view of the table shown in FIG. 1; and, FIG. 7 is a bottom plan view of the table shown in FIG. 1. The ornamental design which is claimed is shown in solid lines in the drawings. The broken lines depict portions of the article that form no part of the claimed design.

1 Claim, 7 Drawing Sheets



(56)

References Cited

U.S. PATENT DOCUMENTS

D362,983	S	*	10/1995	Magnusson	D6/692
D366,580	S	*	1/1996	Berry, Jr.	D6/692
D367,785	S	*	3/1996	Lewis	D6/692
D400,741	S	*	11/1998	Schubert	D6/692
6,016,756	A	*	1/2000	McMahon	A47B 13/021
					108/156
D419,798	S	*	2/2000	Schacht	D6/692
D426,088	S	*	6/2000	Hodge	D6/692
D440,434	S	*	4/2001	Vanderbyl	D6/692.1
D454,734	S	*	3/2002	Sabo	D6/692
D477,475	S	*	7/2003	Moore	D6/692.4
D554,394	S	*	11/2007	Jaramillo	D6/692.1
D606,337	S	*	12/2009	Lee	D6/349
D662,735	S	*	7/2012	Polidoros	A47B 3/12
					D6/708.16
D666,845	S	*	9/2012	Lievore	D6/691
D692,709	S	*	11/2013	Polidoros	D6/708.16
D716,568	S	*	11/2014	Nigro	D6/349
D764,848	S	*	8/2016	Gill	D6/708
2010/0269738	A1	*	10/2010	Collins	A47B 13/06
					108/157.16

* cited by examiner

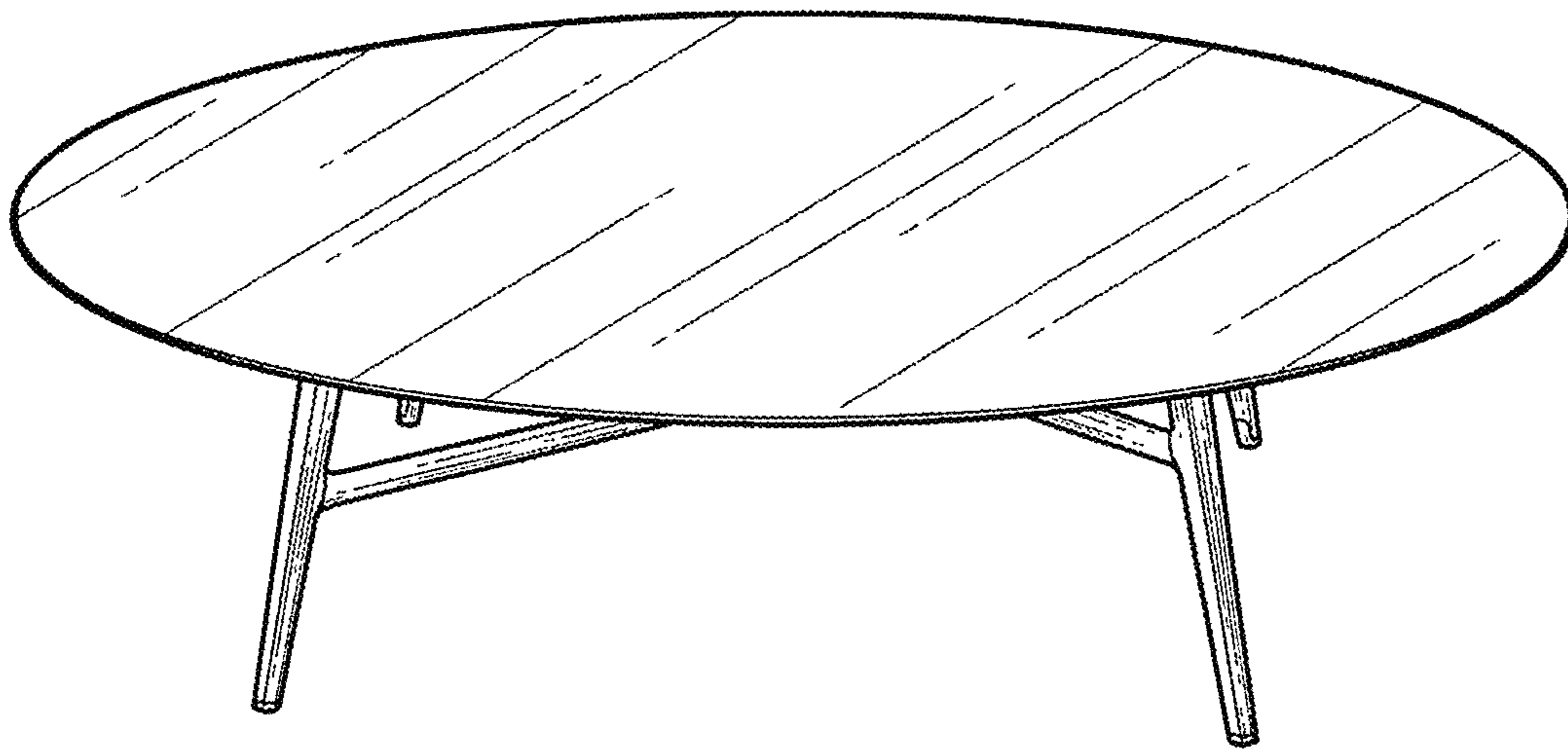


FIG. 1

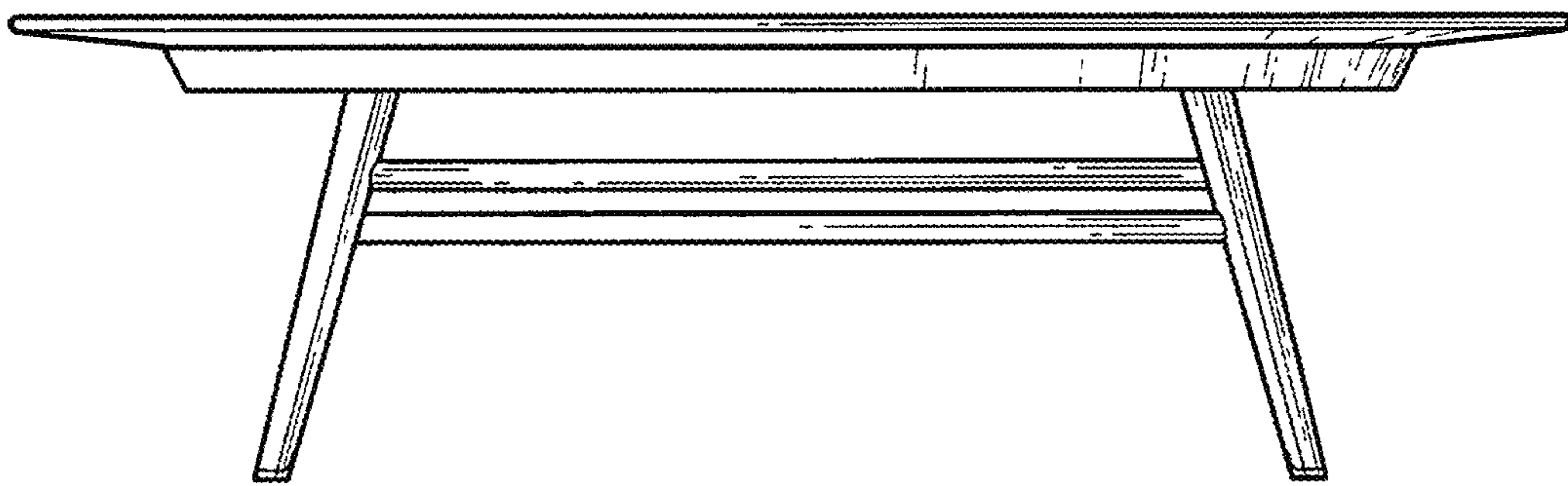


FIG. 2

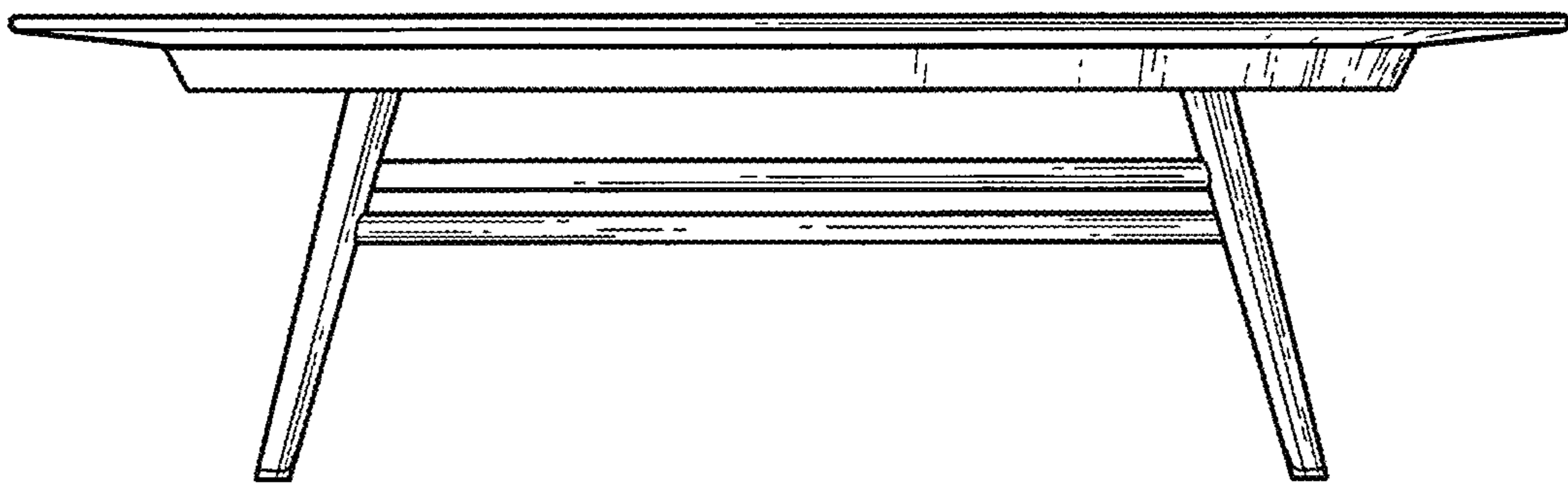


FIG. 3

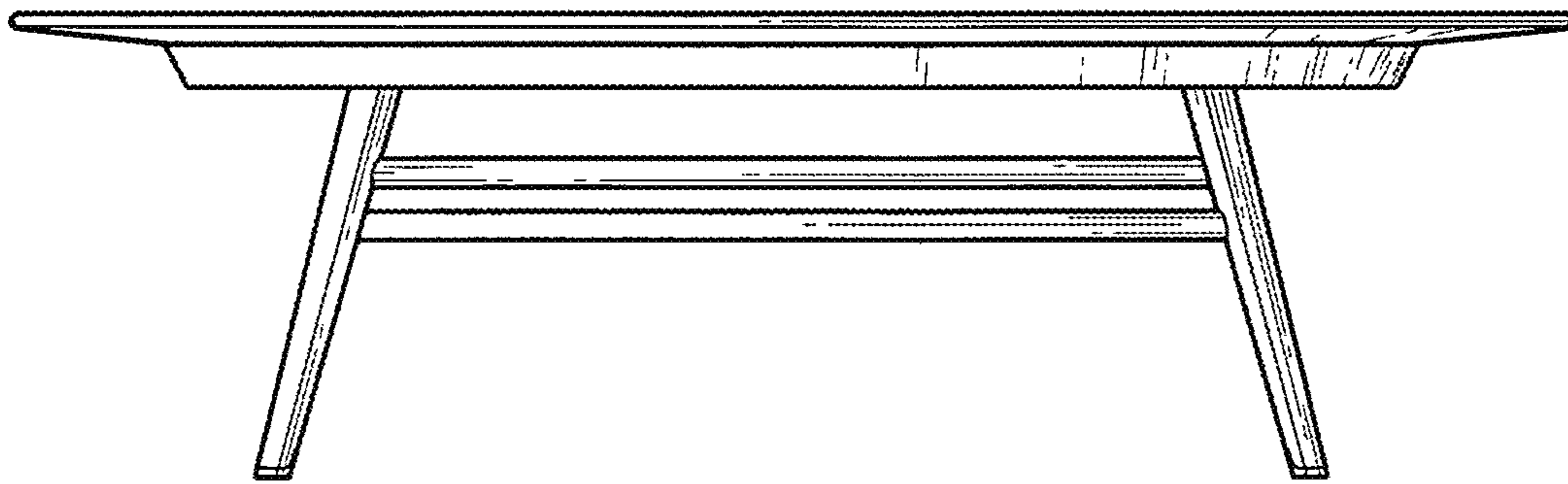


FIG. 4

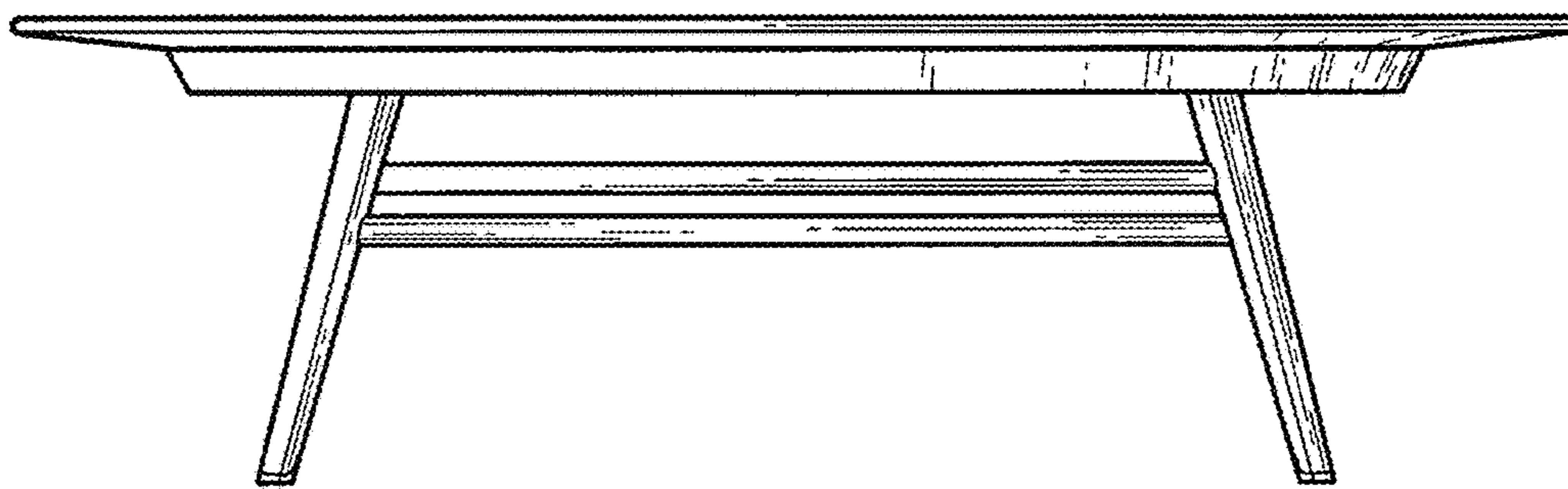


FIG. 5

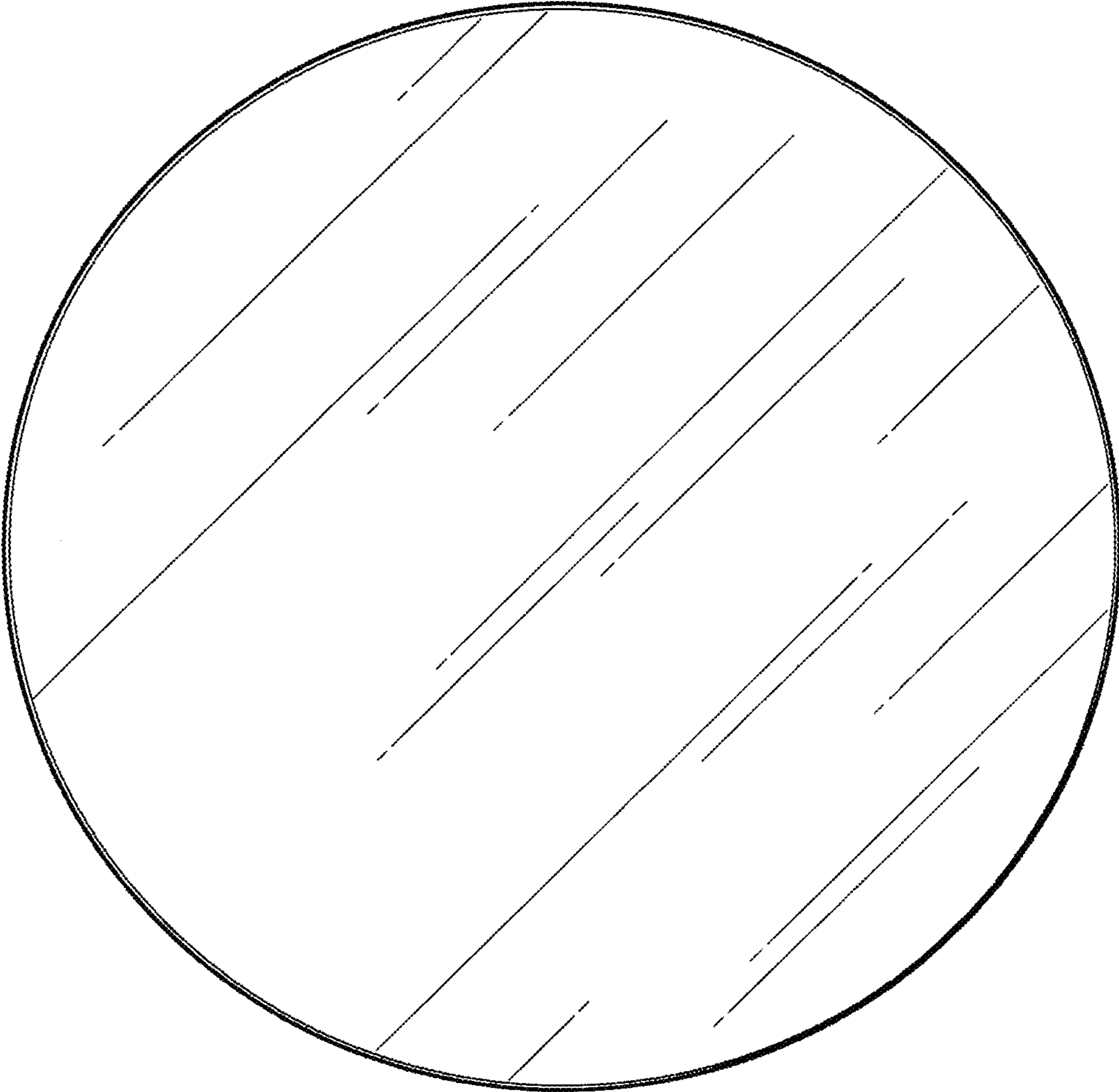


FIG. 6




FIG. 7