



US00D793120S

(12) **United States Design Patent**  
**Bullard**

(10) **Patent No.:** **US D793,120 S**

(45) **Date of Patent:** **\*\* Aug. 1, 2017**

(54) **JEWELRY RACK**

(71) Applicant: **Jan Rose Bullard**, Frederica, DE (US)

(72) Inventor: **Jan Rose Bullard**, Frederica, DE (US)

(\*\*) Term: **15 Years**

(21) Appl. No.: **29/533,006**

(22) Filed: **Jul. 13, 2015**

(51) **LOC (10) Cl.** ..... **06-04**

(52) **U.S. Cl.**

USPC ..... **D6/533**

(58) **Field of Classification Search**

USPC ..... D6/533, 315, 320, 566, 567, 569;  
D8/349, 354, 367, 372; 248/301-304,  
248/309.1; 211/10, 13.1, 60.1, 86.01,  
211/87.01

CPC ..... A47G 29/10; A45C 11/32; A45C 11/16;  
A45C 11/26; A45C 13/10; A47F 7/02

See application file for complete search history.

(56) **References Cited**

**U.S. PATENT DOCUMENTS**

D405,276 S \* 2/1999 Willett ..... D6/320

D582,189 S \* 12/2008 Peterson ..... D6/553

D700,454 S \* 3/2014 Callif ..... D6/567  
2003/0234185 A1 \* 12/2003 Flagg ..... A45C 11/16  
206/6.1  
2013/0026119 A1 \* 1/2013 Barron ..... A47G 29/00  
211/85.2  
2015/0230575 A1 \* 8/2015 Gort ..... A45C 11/26  
53/467

\* cited by examiner

*Primary Examiner* — Wan Laymon

*Assistant Examiner* — Mark Booker

(57) **CLAIM**

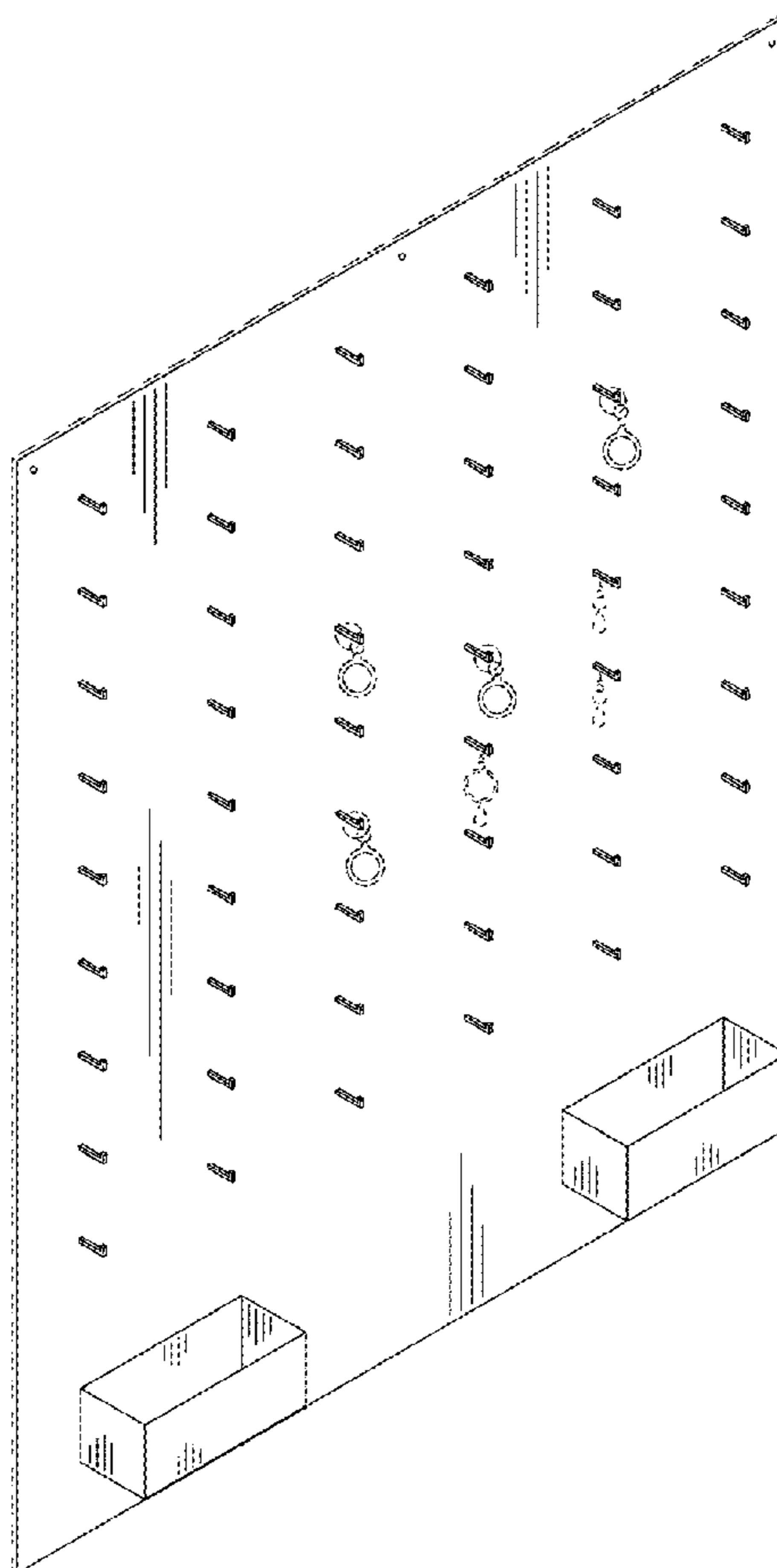
The ornamental design for a jewelry rack, as shown and described.

**DESCRIPTION**

FIG. 1 is an isometric view of a jewelry rack, shown in use;  
FIG. 2 is a front elevation view thereof;  
FIG. 3 is a rear elevation view thereof;  
FIG. 4 is a left side elevation view thereof;  
FIG. 5 is a right side elevation view thereof;  
FIG. 6 is a top plan view thereof; and,  
FIG. 7 is a bottom plan view thereof.

The broken lines shown in the drawings illustrate portions of the jewelry rack that form no part of the claimed design.

**1 Claim, 4 Drawing Sheets**



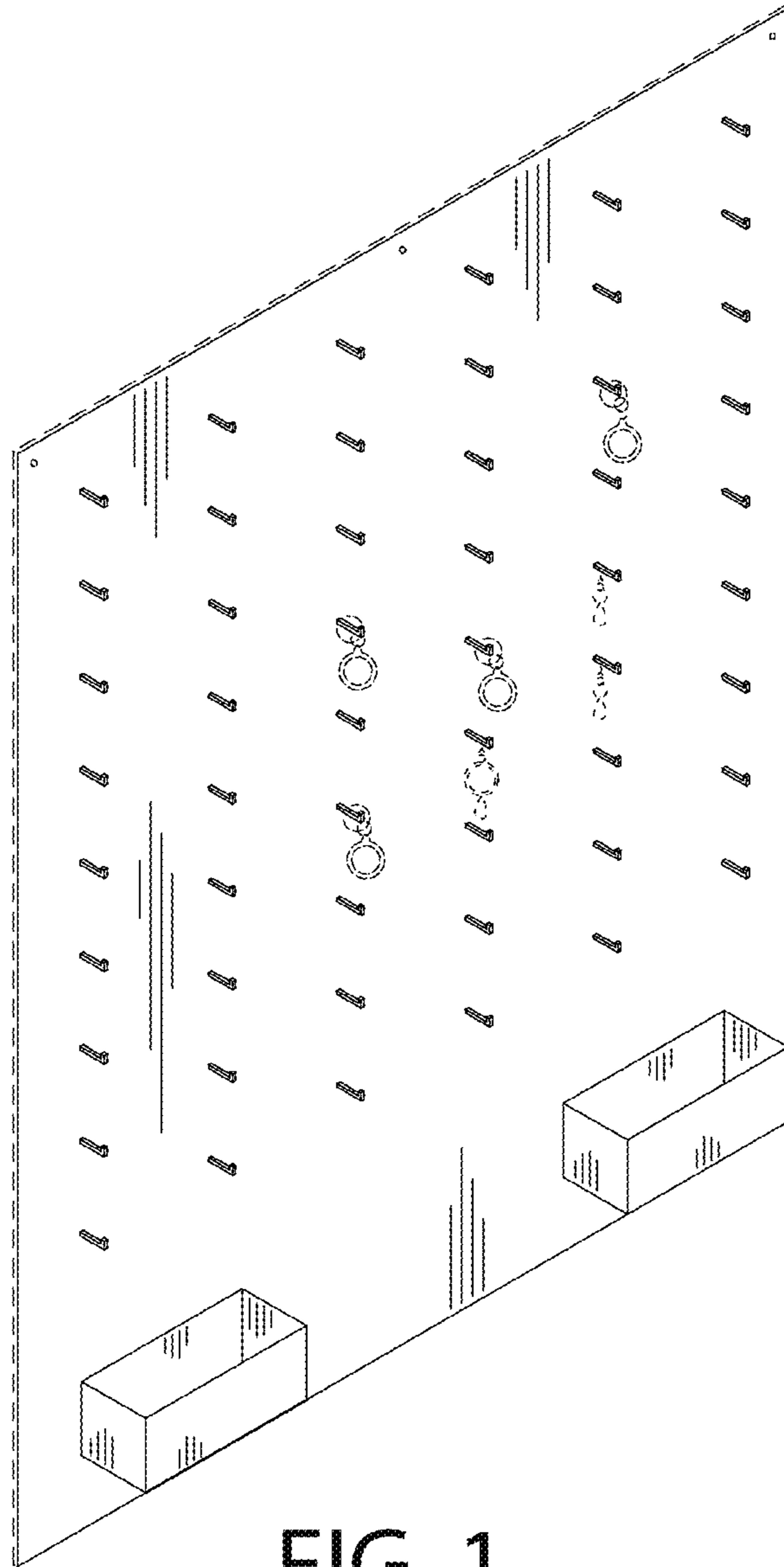


FIG. 1

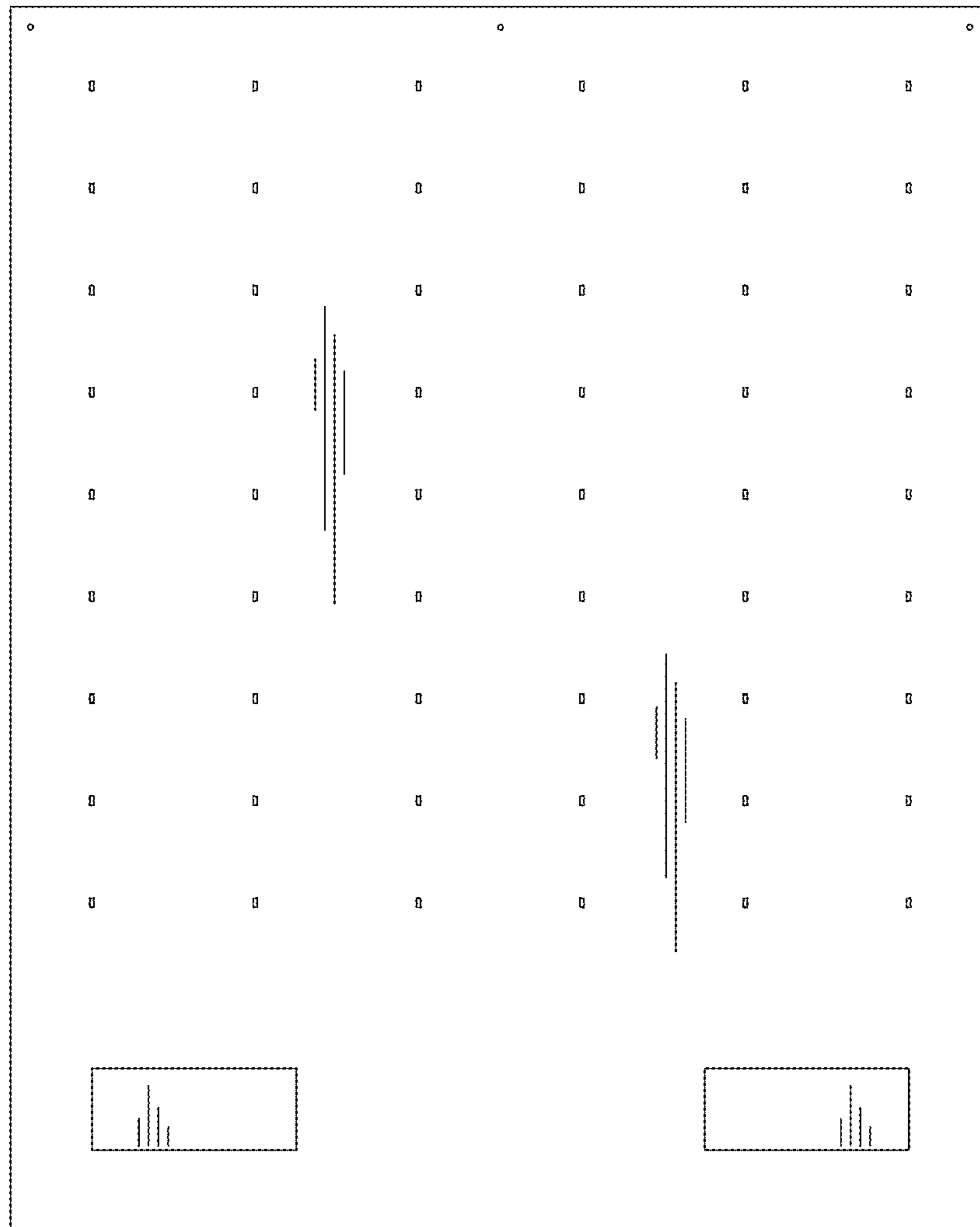


FIG. 2



FIG. 3

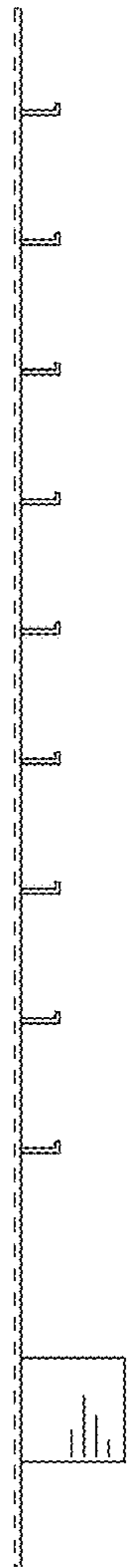


FIG. 4

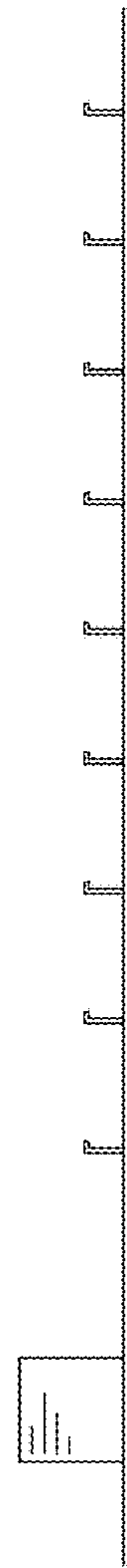


FIG. 5




FIG. 6



FIG. 7