



US00D793113S

(12) **United States Design Patent** (10) **Patent No.:** **US D793,113 S**  
**Lin** (45) **Date of Patent:** **\*\* Aug. 1, 2017**

(54) **ERGONOMIC COLLAPSIBLE CHAIR**  
(71) Applicant: **Zhuhai Shichang Metals Ltd., Zhuhai (CN)**  
(72) Inventor: **ChenKang Lin, Kaohsiung (TW)**  
(73) Assignee: **Zhuhai Shichang Metals Ltd., Zhuhai (CN)**

D534,019 S 12/2006 Lu et al.  
7,219,955 B2 5/2007 Lu et al.  
D544,225 S \* 6/2007 Cantarutti ..... D6/368  
7,293,826 B2 11/2007 Lu et al.  
7,513,567 B2 4/2009 Huang  
D599,127 S \* 9/2009 Smith ..... D6/368  
D603,196 S \* 11/2009 Su ..... D6/716.4  
(Continued)

(\*\*) Term: **15 Years**  
(21) Appl. No.: **29/553,508**

OTHER PUBLICATIONS  
MightyLite: Durability by Design—Mesh One Folding Chair; Informational brochure; pp. 1-4.  
(Continued)

(22) Filed: **Feb. 2, 2016**  
(51) **LOC (10) Cl.** ..... **06-01**  
(52) **U.S. Cl.**  
USPC ..... **D6/368**  
(58) **Field of Classification Search**  
USPC ..... D6/334-336, 368, 371-373, 374, 376,  
D6/379, 380, 716, 716.1, 716.2, 716.3,  
D6/716.4  
CPC .. A47C 3/04; A47C 3/045; A47C 4/00; A47C  
4/03; A47C 4/04; A47C 4/08; A47C 4/14;  
A47C 4/18; A47C 4/20; A47C 4/24;  
A47C 5/04  
See application file for complete search history.

Primary Examiner — Mimoso De  
(74) Attorney, Agent, or Firm — Luedeka Neely Group  
PC

(57) **CLAIM**  
The ornamental design for an ergonomic collapsible chair, as shown and described.

(56) **References Cited**  
U.S. PATENT DOCUMENTS  
D107,545 S \* 12/1937 Connor ..... D6/368  
2,458,095 A \* 1/1949 O'Connor ..... A47C 4/24  
297/452.18  
2,757,715 A 8/1956 Hendrickson  
3,094,357 A \* 6/1963 Shwayder ..... A47C 4/24  
297/452.1  
5,096,259 A 3/1992 Stanfield  
5,634,684 A 6/1997 Kojima et al.  
5,718,474 A 2/1998 Kojima et al.  
5,738,408 A 4/1998 Wu  
D435,977 S \* 1/2001 Ambasz ..... D6/368  
6,669,281 B1 12/2003 Huang  
D506,325 S \* 6/2005 Farber ..... D6/368

**DESCRIPTION**

FIG. 1 is a top perspective view of the ergonomic collapsible chair;  
FIG. 2 is a bottom perspective view of the ergonomic collapsible chair;  
FIG. 3 is a front elevation view of the ergonomic collapsible chair;  
FIG. 4 is a rear elevation view of the ergonomic collapsible chair;  
FIG. 5 is a right side elevation view of the ergonomic collapsible chair;  
FIG. 6 is a left side elevation view of the ergonomic collapsible chair;  
FIG. 7 is a top plan view of the ergonomic collapsible chair; and,  
FIG. 8 is a bottom plan view of the ergonomic collapsible chair.

**1 Claim, 8 Drawing Sheets**



(56)

**References Cited**

U.S. PATENT DOCUMENTS

8,029,059 B2 10/2011 Smith et al.  
D647,718 S \* 11/2011 Chen ..... D6/368  
D648,554 S \* 11/2011 Smith ..... D6/368  
D653,471 S \* 2/2012 Chan ..... D6/368  
D655,932 S \* 3/2012 Ashby ..... D6/368  
D667,649 S \* 9/2012 Waite ..... A47C 4/20  
D6/368  
D756,695 S \* 5/2016 Hurford ..... D6/716.4  
D767,321 S \* 9/2016 Xingchang ..... D6/716.4

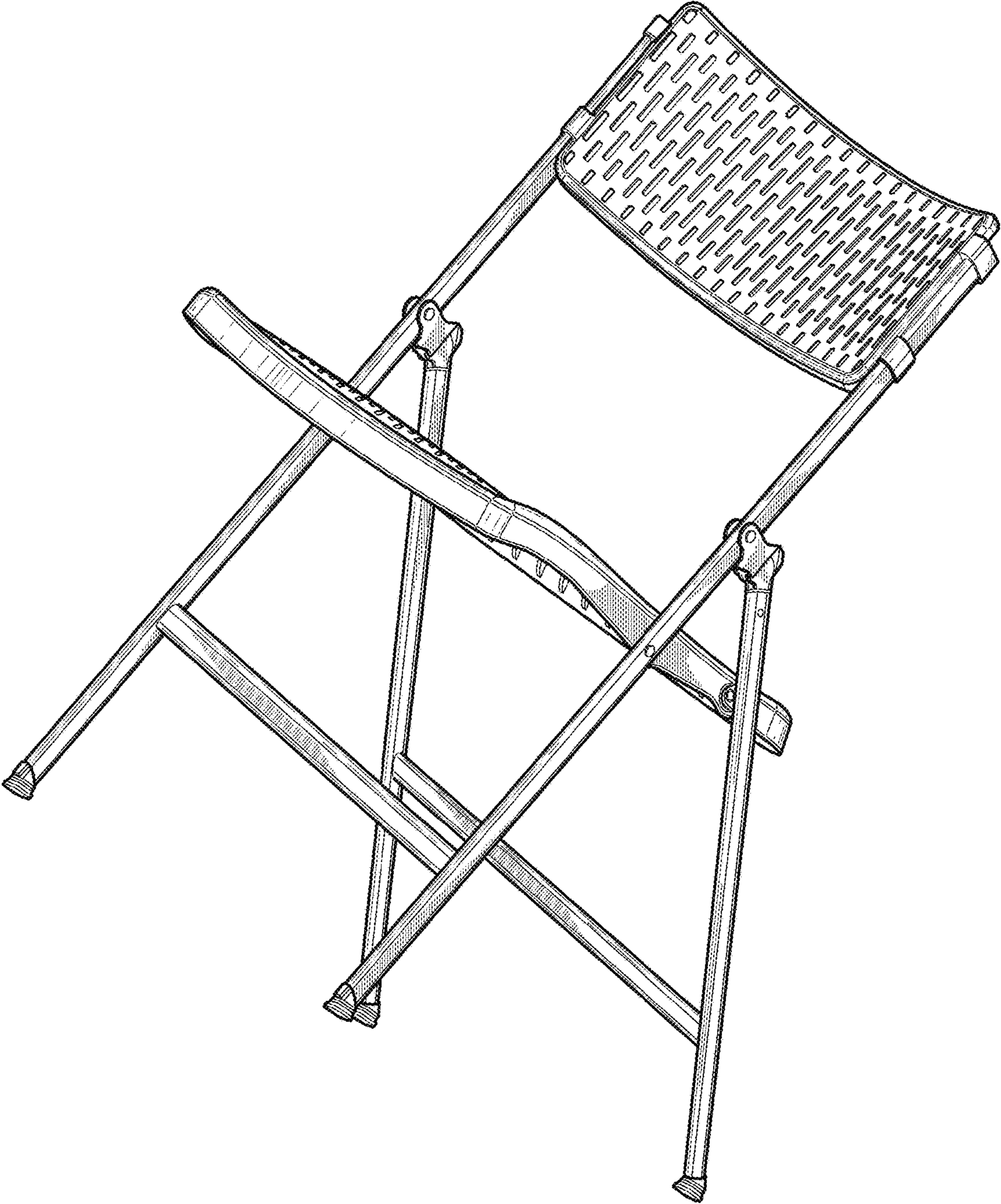
OTHER PUBLICATIONS

MightyLite: Durability by Design—OneSeries Pro Folding Chair;  
Informational brochure; pp. 1-4.

\* cited by examiner



**FIG. 1**



**FIG. 2**

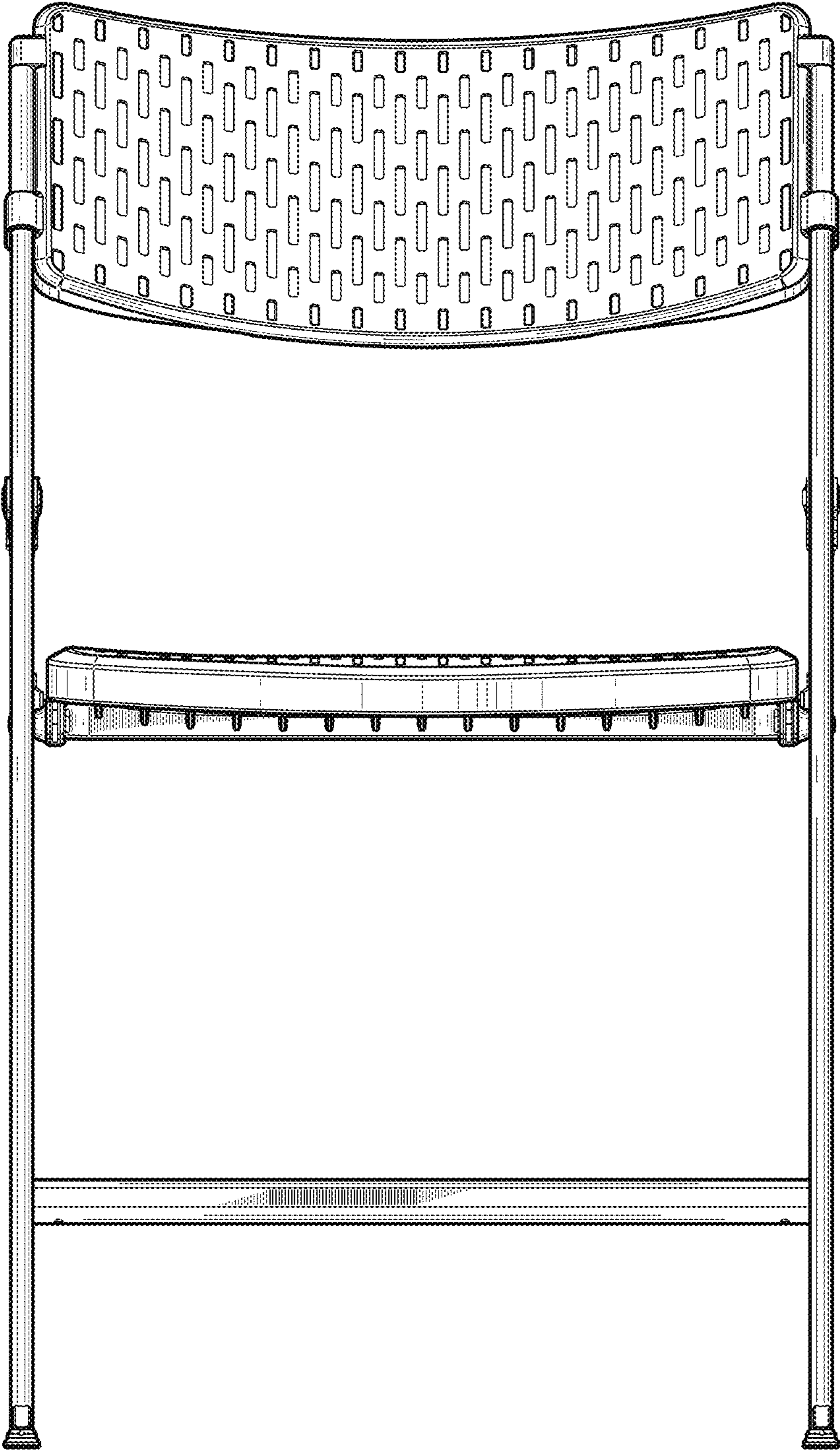


FIG. 3

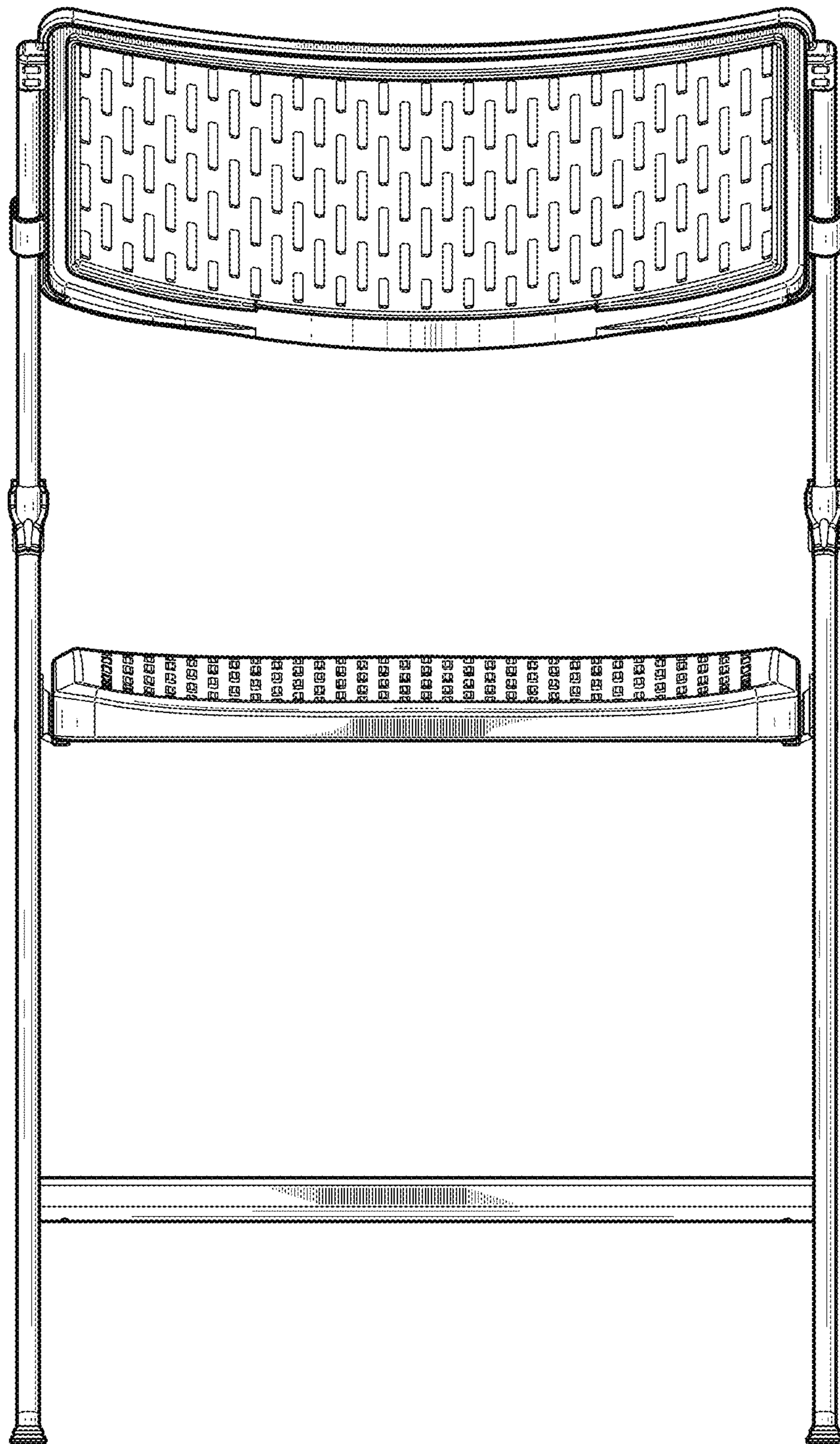


FIG. 4

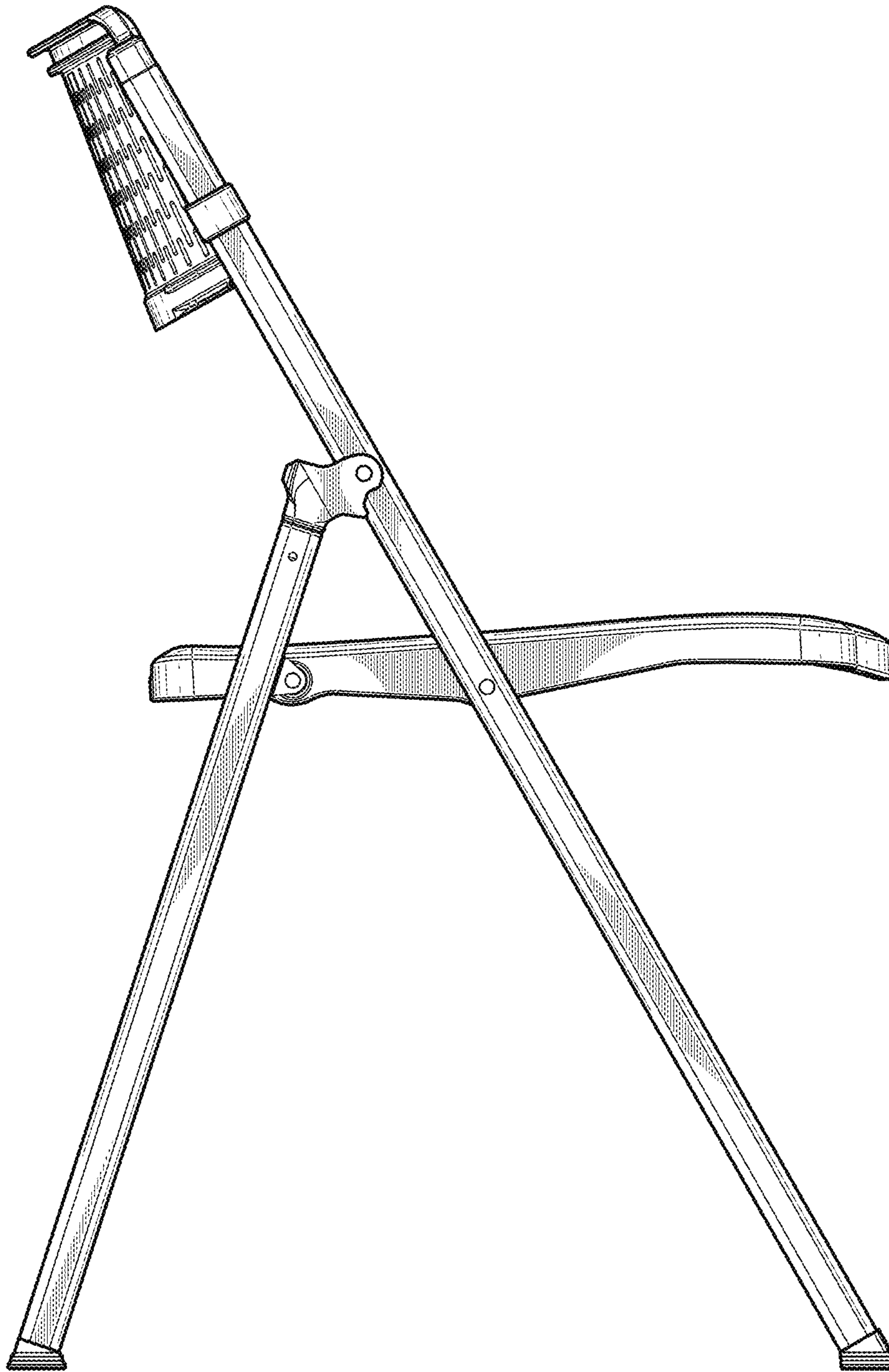


FIG. 5

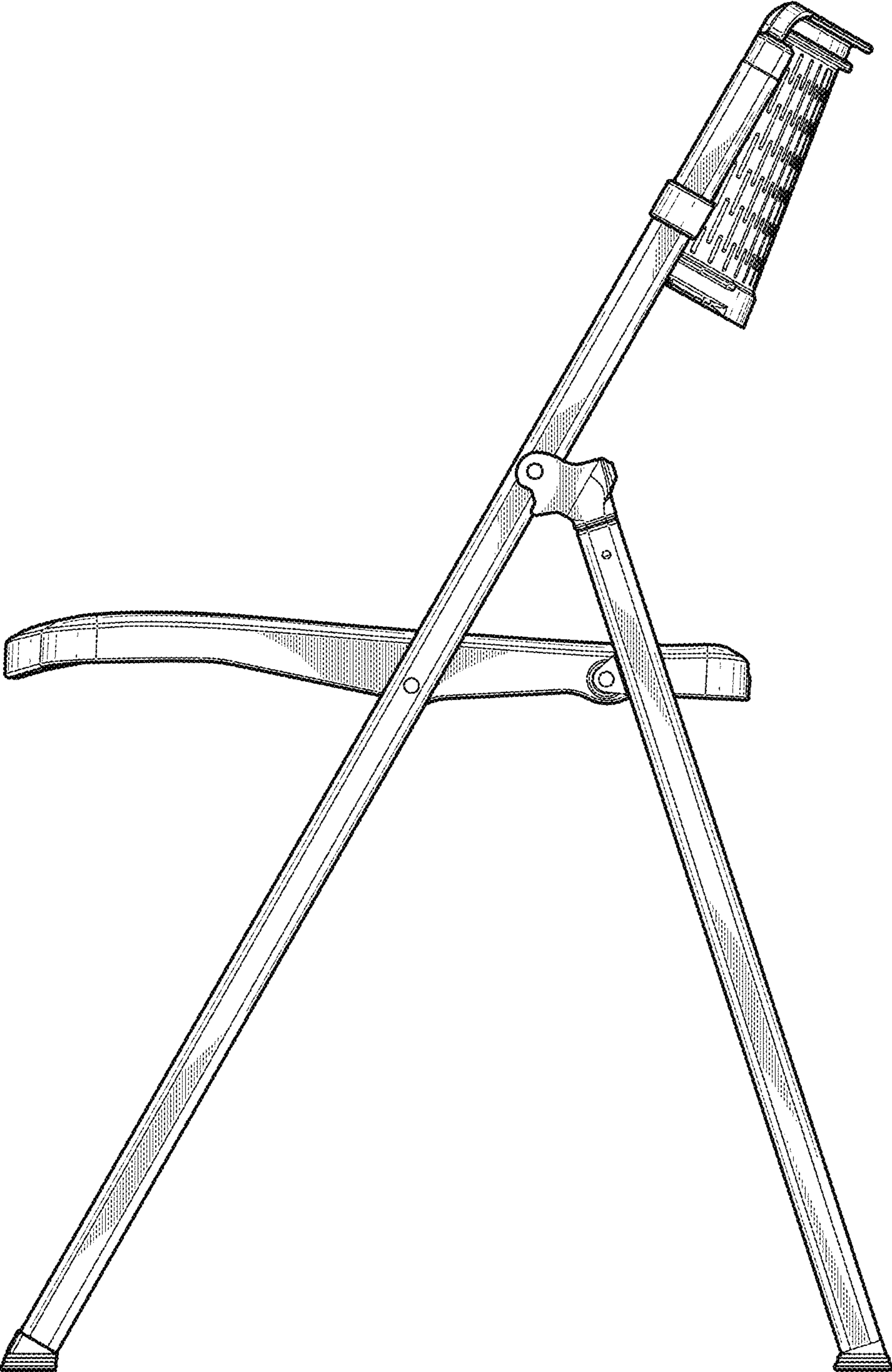


FIG. 6



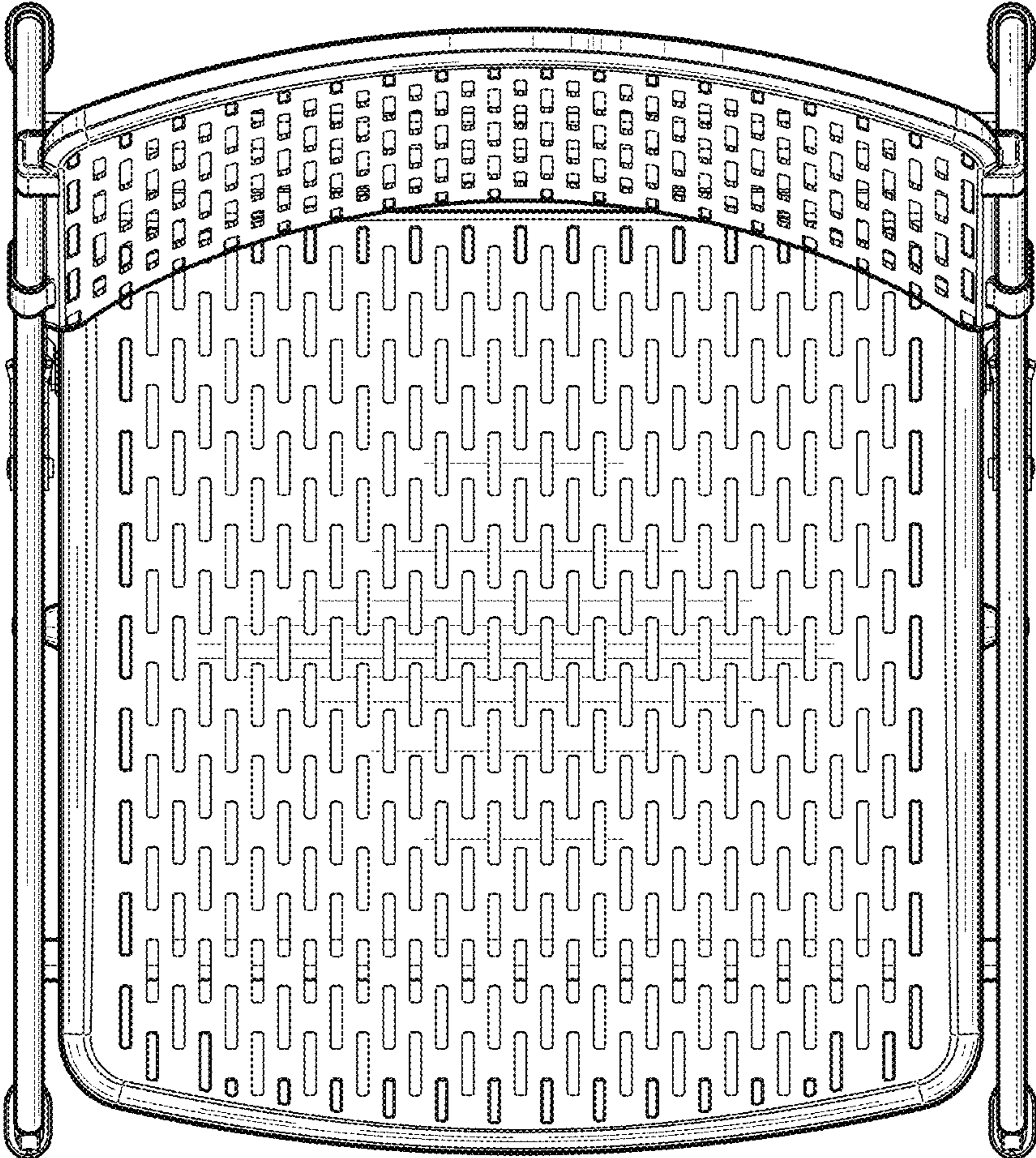


FIG. 7

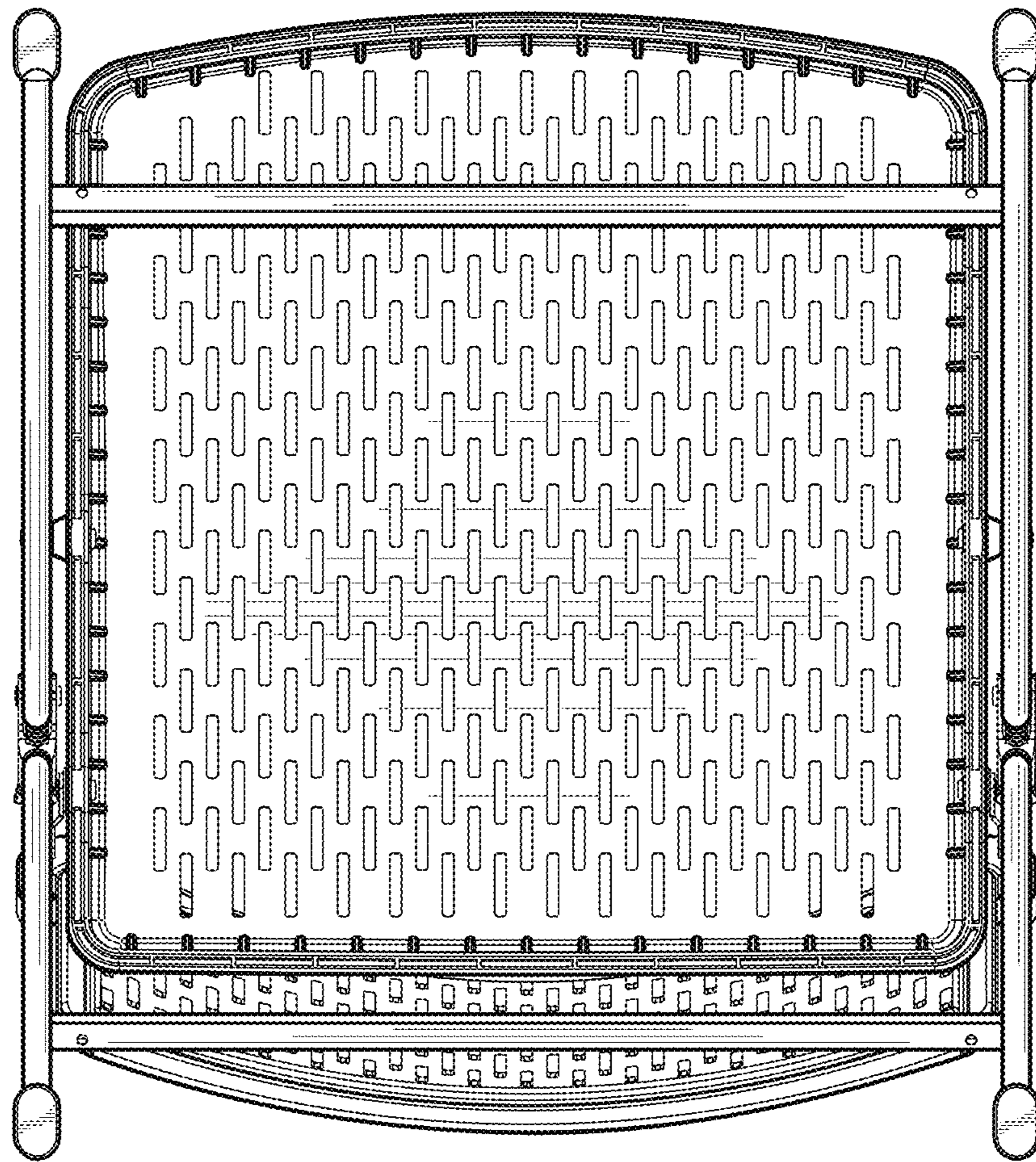


FIG. 8