



US00D793111S

(12) **United States Design Patent** (10) **Patent No.:** **US D793,111 S**  
**Woller** (45) **Date of Patent:** **\*\* Aug. 1, 2017**

- (54) **CHAIR**
- (71) Applicant: **himolla Polstermöbel GmbH**,  
Taufkirchen/Vils (DE)
- (72) Inventor: **Franz Woller**, Taufkirchen/Vils (DE)
- (73) Assignee: **himolla Polstermöbel GmbH**,  
Taufkirchen/Vils (DE)
- (\*\*) Term: **14 Years**
- (21) Appl. No.: **29/522,860**
- (22) Filed: **Apr. 2, 2015**
- (30) **Foreign Application Priority Data**

D401,078 S	11/1998	Relling	
D443,991 S *	6/2001	Picotti .....	D6/366
D508,789 S *	8/2005	Natuzzi .....	D6/364
D542,557 S	5/2007	Lade	
D547,563 S	7/2007	Lade	
D630,450 S	1/2011	Wold	
D633,312 S	3/2011	Wold	
D633,726 S	3/2011	Wold	
D633,727 S	3/2011	Wold	
D648,158 S *	11/2011	Kubryk .....	D6/366
D654,713 S *	2/2012	Lloyd .....	D6/366
D657,983 S *	4/2012	Ping .....	D6/365
D672,170 S *	12/2012	Ping .....	D6/365
D679,512 S	4/2013	Lade	
D679,919 S	4/2013	Lade	
D680,348 S	4/2013	Lade	
D680,772 S	4/2013	Lade	
D681,353 S	5/2013	Lade	

(Continued)

Oct. 2, 2014 (DE) ..... 20 4014 002 163

- (51) **LOC (10) Cl.** ..... **06-01**
- (52) **U.S. Cl.**  
USPC ..... **D6/366**
- (58) **Field of Classification Search**  
USPC ..... D6/334-336, 360-381, 388, 716,  
D6/716.1-716.4  
CPC .... A47C 1/00; A47C 4/02; A47C 4/03; A47C  
4/04; A47C 7/021; A47C 7/18  
See application file for complete search history.

(56) **References Cited**

**U.S. PATENT DOCUMENTS**

D155,624 S	10/1949	Pahimann	
D190,904 S	7/1961	Kasparian	
D210,660 S	4/1968	Guidice	
3,700,282 A	10/1972	Rowland	
3,817,573 A	6/1974	Facury	
D280,786 S *	10/1985	Platner .....	D6/366
D282,221 S *	1/1986	Platner .....	D6/366
D316,936 S *	5/1991	Ekornes .....	D6/365
D330,810 S *	11/1992	Stafford .....	D6/366
5,630,644 A	5/1997	LaPointe	

**OTHER PUBLICATIONS**

Duo Collection dated Dec. 19, 2014.

(Continued)

*Primary Examiner* — Ricky Pham

(74) *Attorney, Agent, or Firm* — Knobbe, Martens, Olson & Bear LLP

(57) **CLAIM**

The ornamental design for a chair, as shown and described.

**DESCRIPTION**

FIG. 1 is a left side planar view of the design  
FIG. 2 is a rear side planar view of the design of FIG. 1;  
FIG. 3 is a front planar view of the design of FIG. 1;  
FIG. 4 is a side perspective view of the design of FIG. 1;  
FIG. 5 is a bottom planar view of the design of FIG. 1;  
FIG. 6 is a top planar view of the design of FIG. 1; and,  
FIG. 7 is a right side planar view of the design of FIG. 1.

**1 Claim, 7 Drawing Sheets**



(56)

**References Cited**

U.S. PATENT DOCUMENTS

D681,364 S 5/2013 Lade  
D681,365 S 5/2013 Lade  
D683,171 S \* 5/2013 Kubryk ..... D6/366  
8,721,000 B2 5/2014 Nguyen  
D717,555 S \* 11/2014 Massaud ..... D6/364  
D752,889 S \* 4/2016 Bench ..... D6/366

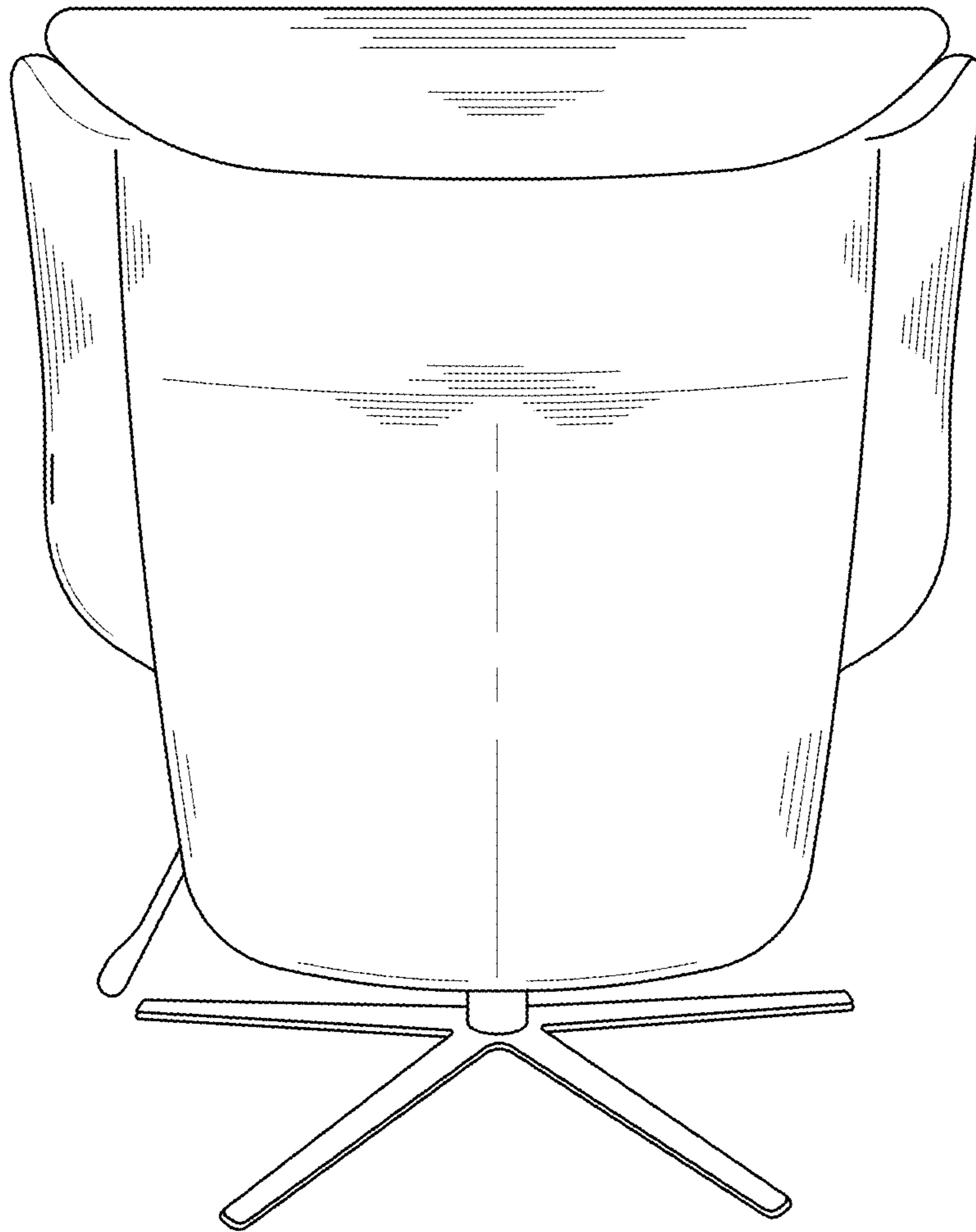
OTHER PUBLICATIONS

Duo Collection dated Sep. 6, 2013.  
Conform dated 2014 (green).  
Duo Collection dated Feb. 17, 2014.  
Conform dated 2014 (gray).  
Ekornes dated Apr. 25, 2014.

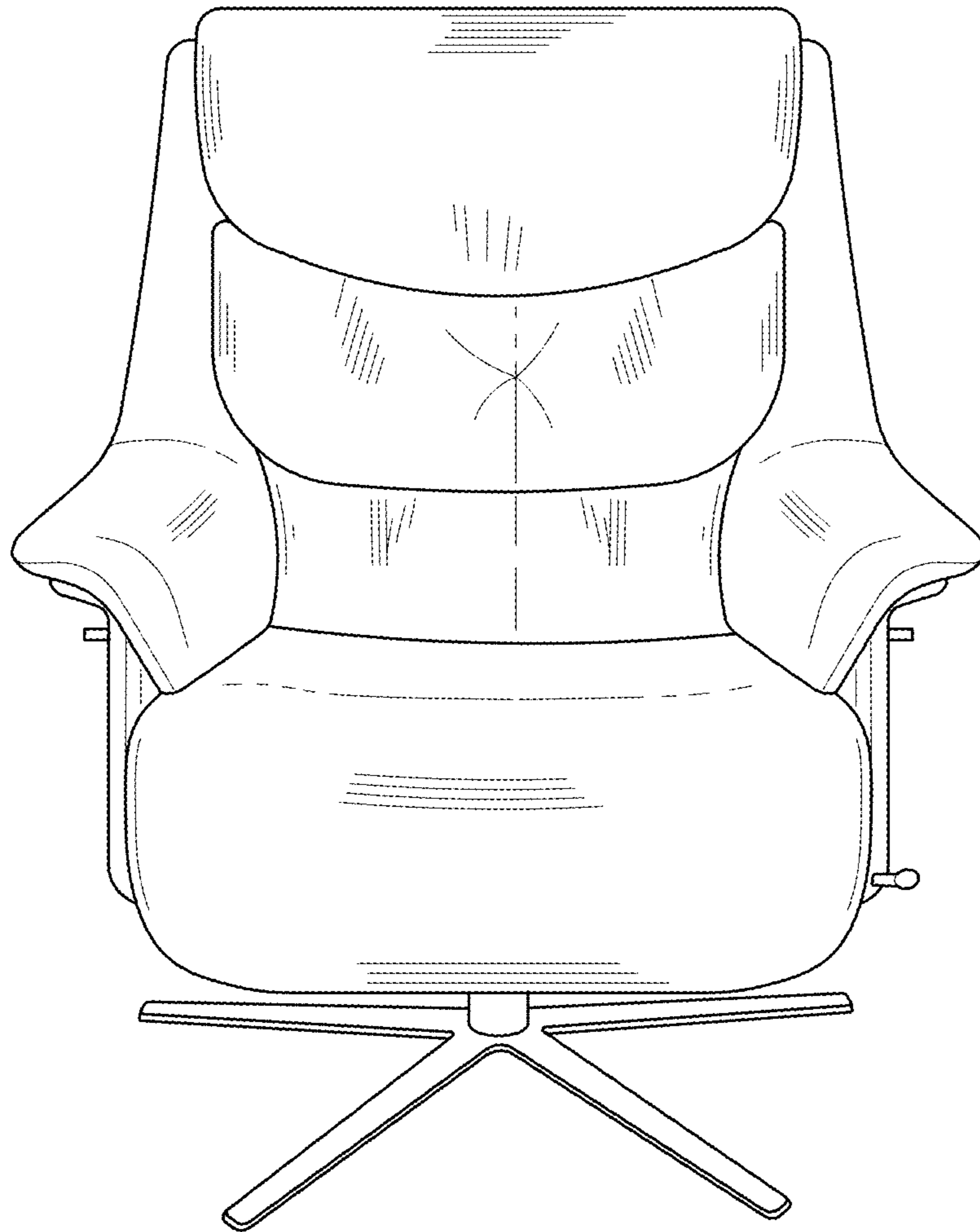
\* cited by examiner



*FIG. 1*



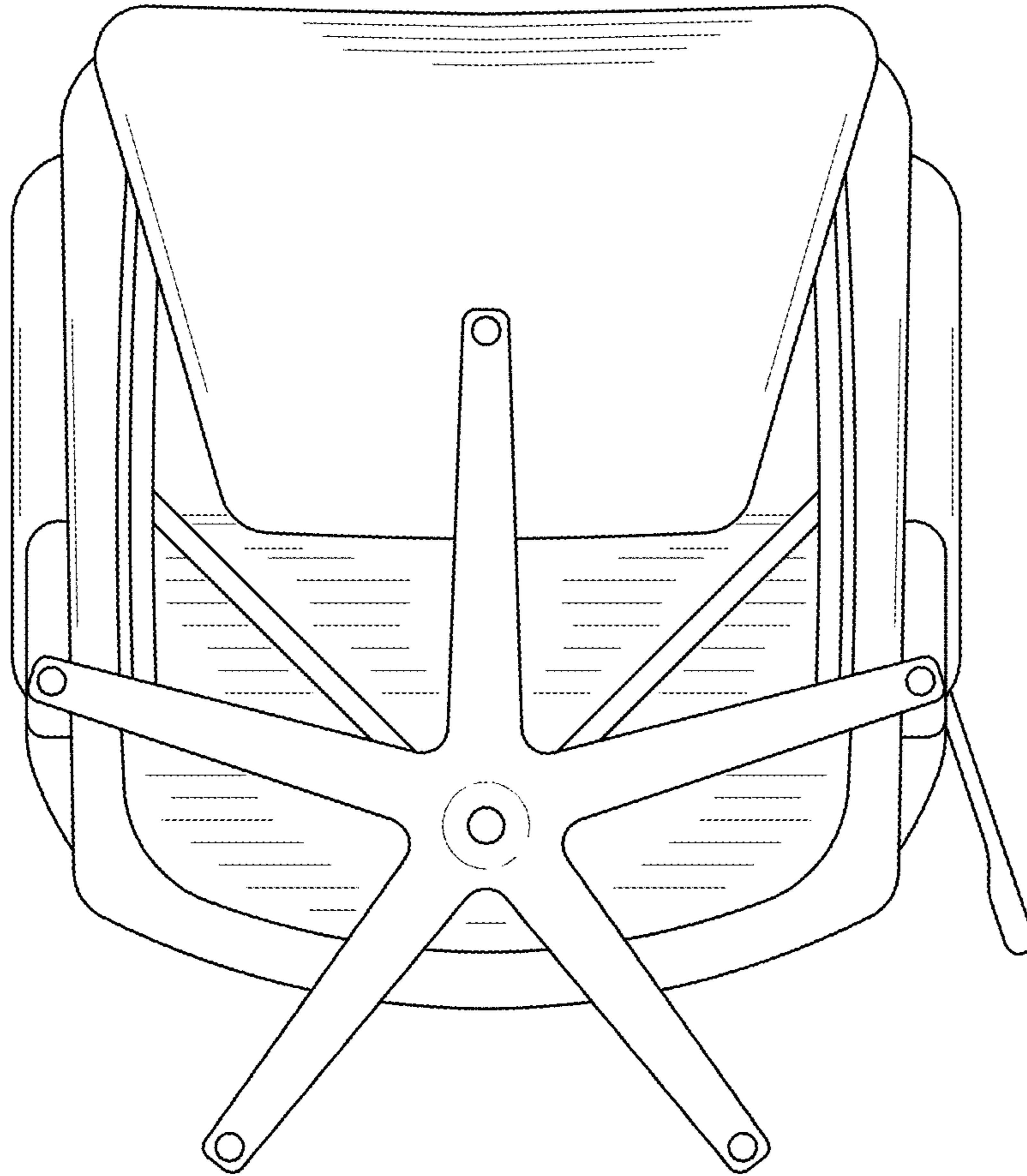
*FIG. 2*



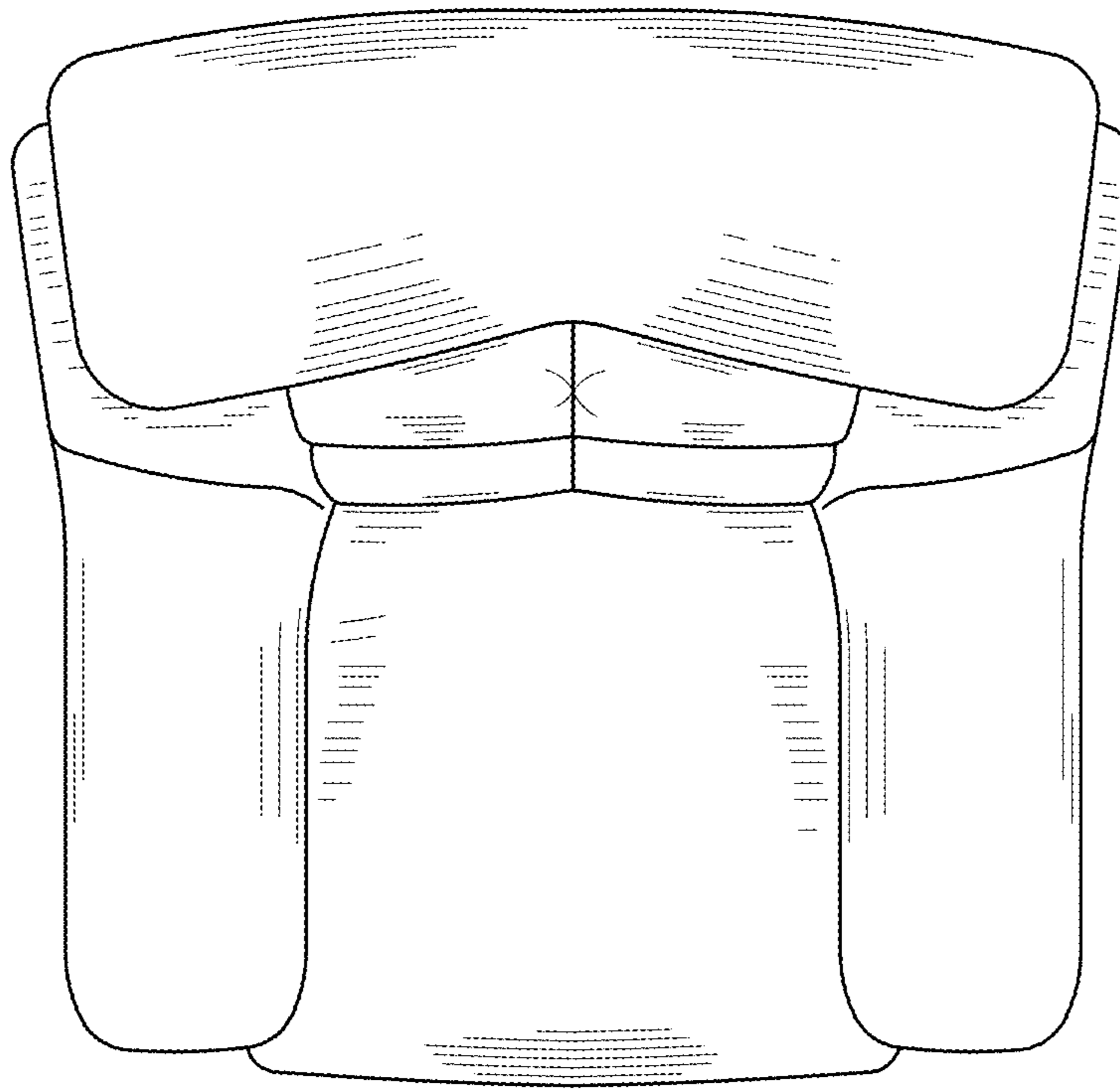
*FIG. 3*



*FIG. 4*



*FIG. 5*



*FIG. 6*





*FIG. 7*

UNITED STATES PATENT AND TRADEMARK OFFICE  
**CERTIFICATE OF CORRECTION**

PATENT NO. : D793,111 S  
APPLICATION NO. : 29/522860  
DATED : August 1, 2017  
INVENTOR(S) : Franz Woller

Page 1 of 1

It is certified that error appears in the above-identified patent and that said Letters Patent is hereby corrected as shown below:

On the Title Page

In Column 1 (item (30)) at Line 2, Change "20 4014 002 163" to --40 2014 002 163--.

Signed and Sealed this  
Twenty-first Day of November, 2017



Joseph Matal

*Performing the Functions and Duties of the  
Under Secretary of Commerce for Intellectual Property and  
Director of the United States Patent and Trademark Office*