



US00D793105S

(12) **United States Design Patent** (10) **Patent No.:** **US D793,105 S**
George, II et al. (45) **Date of Patent:** **** Aug. 1, 2017**

(54) **ANIMAL CHAIR**

(71) Applicants: **Daniel C. George, II**, Grand Rapids, MI (US); **Matthew Jung**, Grand Rapids, MI (US)

(72) Inventors: **Daniel C. George, II**, Grand Rapids, MI (US); **Matthew Jung**, Grand Rapids, MI (US)

(73) Assignee: **Comfort Research, LLC**, Grand Rapids, MI (US)

(**) Term: **14 Years**

(21) Appl. No.: **29/510,515**

(22) Filed: **Nov. 29, 2014**

(51) **LOC (10) Cl.** **06-01**

(52) **U.S. Cl.**
USPC **D6/351**

(58) **Field of Classification Search**
USPC D6/333, 335, 340, 344, 347, 349–355, D6/358, 360, 362–365, 381, 406.6, 555, D6/563, 564, 588, 589, 597, 598, 601, D6/688, 692, 716.1, 716; D21/360, 362, D21/414–417, 427–429, 521, 596, 597, D21/607, 610, 611, 616, 618, 620; D30/160

CPC A47C 1/14; A47C 3/00; A47C 3/04; A47C 3/14; A47C 3/16; A47C 3/18; A47C 3/20; A47C 3/36; A47C 4/00; A47C 4/28; A47C 4/30; A47C 4/38; A47C 4/42; A47C 4/48; A47C 5/02; A47C 5/04; A47C 5/043; A47C 7/00–7/006; A47C 7/02; A47C 9/00; A47C 9/02; A47C 9/002; A47C 9/007; A47C 9/025; A47C 9/10; A47C 11/00; A47C 12/00; A47C 13/00; A47C 16/02; A47B 7/00–7/02; A47B 45/00; A47B 47/04–47/045; A47B 3/00; A47B 3/02; A47B 3/04; A47B 3/12

See application file for complete search history.

(56) **References Cited**

U.S. PATENT DOCUMENTS

D122,401 S *	9/1940	Herlihy	D21/415
D142,394 S *	9/1945	Fisk et al.	D21/617
D154,259 S *	6/1949	Gapstur et al.	D21/714
2,960,794 A *	11/1960	Johns	A63H 3/24 446/183
3,520,078 A *	7/1970	Klamer	A63H 3/16 446/125
D292,720 S *	11/1987	Zacherle	D21/611
D410,167 S *	5/1999	Bear	D21/654
D420,178 S *	2/2000	Bionde	D21/659
D497,488 S *	10/2004	Lifshitz	D6/349
D603,913 S *	11/2009	Kelly	D21/654
D609,761 S *	2/2010	Burger	D21/714
D627,586 S *	11/2010	Holdridge	D21/654

(Continued)

OTHER PUBLICATIONS

Bumpidoodle Online Product Catalog—Sep. 4, 2015.

Primary Examiner — Vy Koenig

(74) *Attorney, Agent, or Firm* — King & Partners, PLC

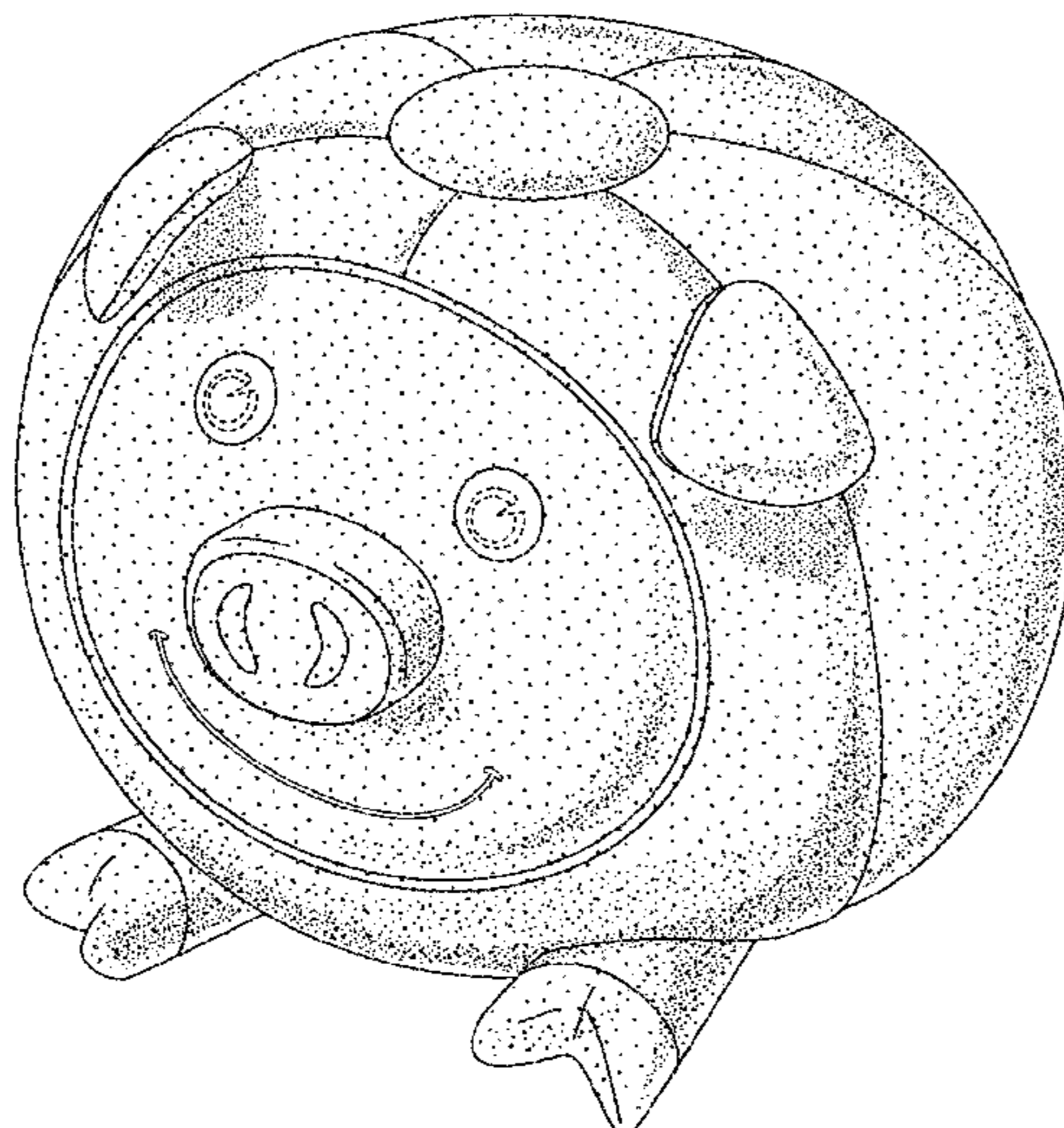
(57) **CLAIM**

The ornamental design for an animal chair, as shown and described.

DESCRIPTION

FIG. 1 is a front perspective view of an animal chair showing, in particular, the ornamental design thereof. FIG. 2 is a left side view of the animal chair of FIG. 1. FIG. 3 is a right side view of the animal chair of FIG. 1. FIG. 4 is a front end view of the animal chair of FIG. 1. FIG. 5 is a rear end view of the animal chair of FIG. 1; and, FIG. 6 is a top plan view of the animal chair of FIG. 1. The broken lines in the drawings depict portions of the animal chair that form no part of the claimed design.

1 Claim, 4 Drawing Sheets



(56)

References Cited

U.S. PATENT DOCUMENTS

D652,456 S *	1/2012	Child	D21/428
D675,679 S *	2/2013	Soriano	D21/398
D712,171 S *	9/2014	Alessandri	D6/349
D726,975 S *	4/2015	Kim	D21/604

* cited by examiner

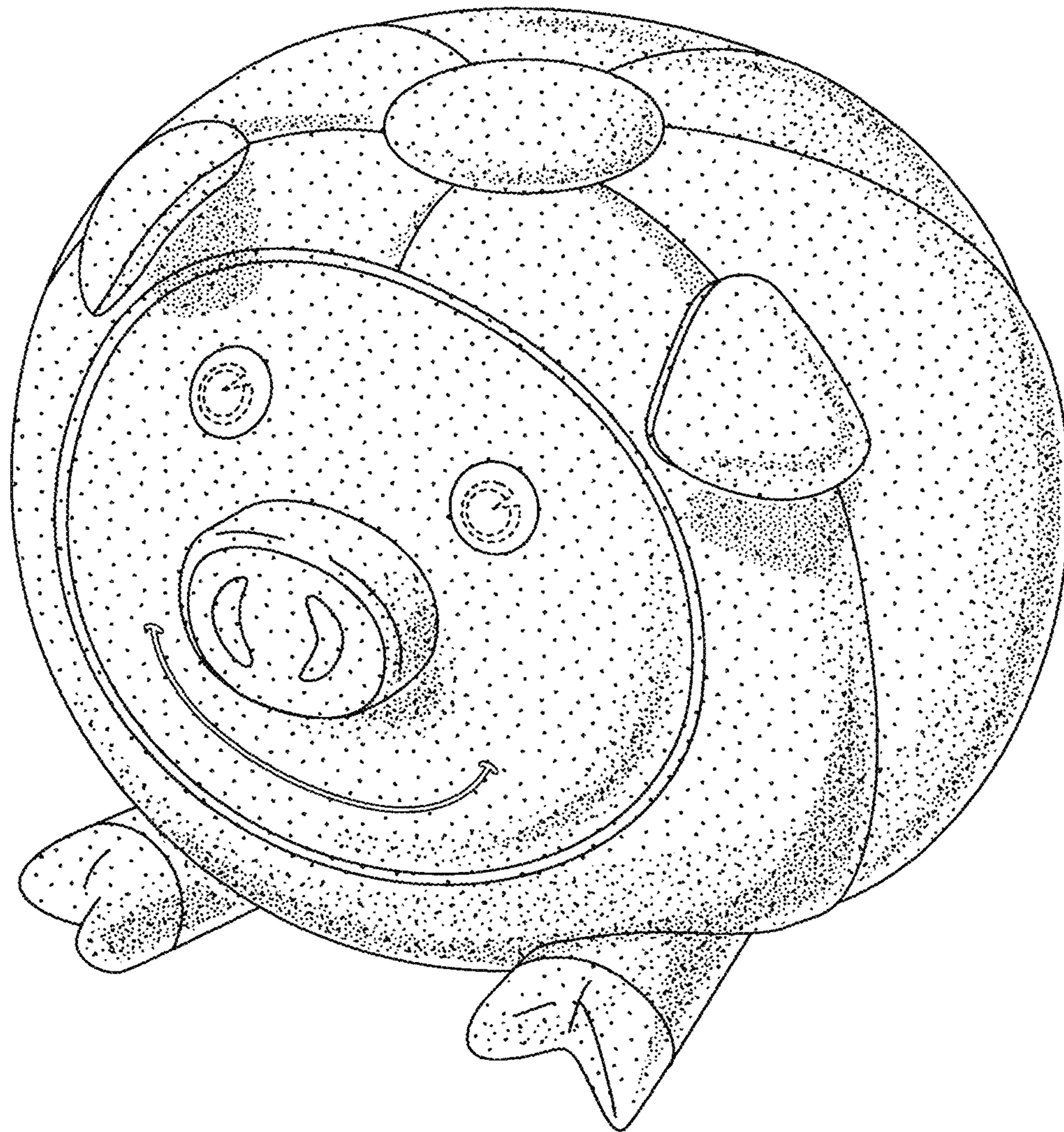


Fig. 1

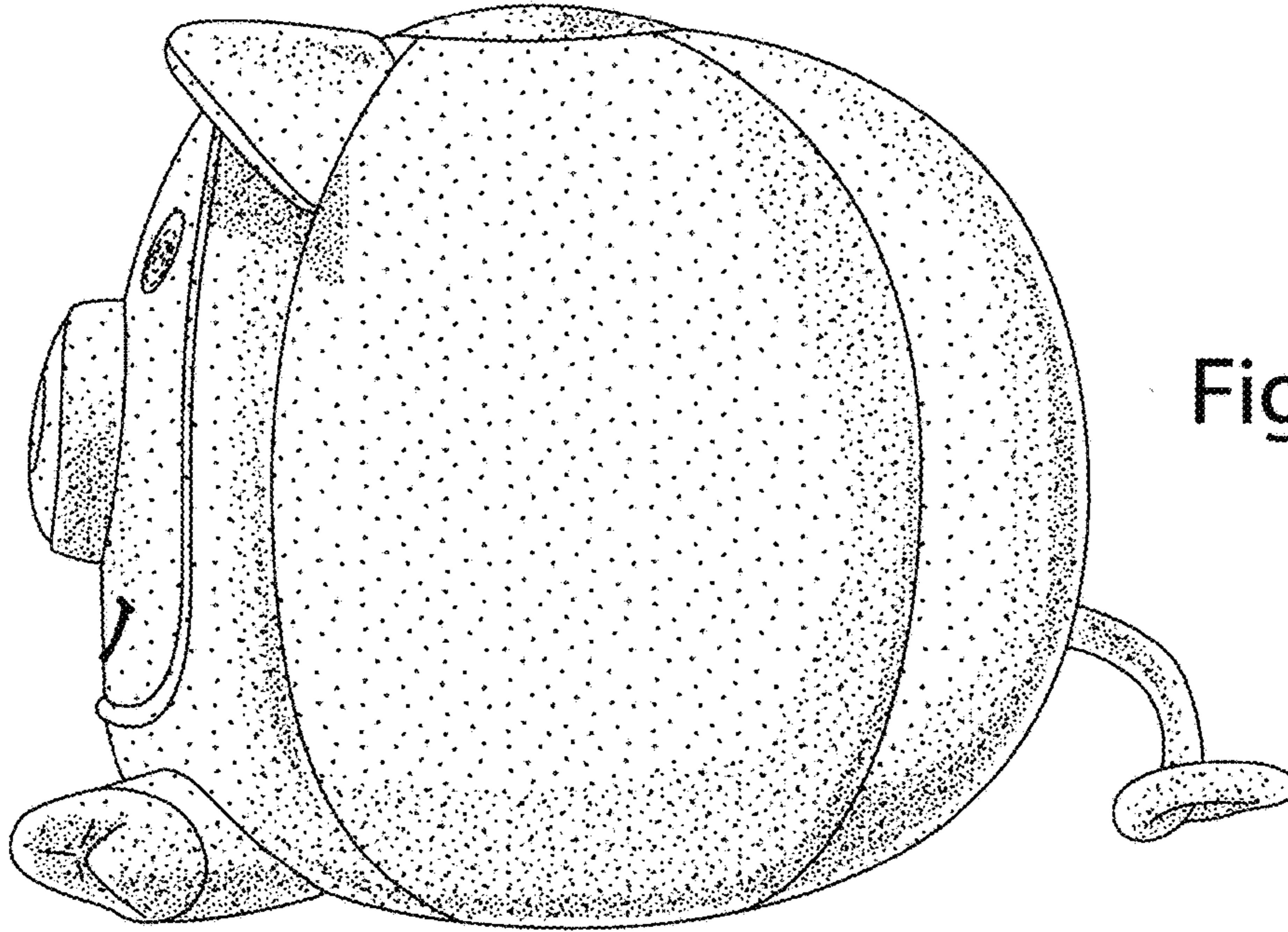


Fig. 2

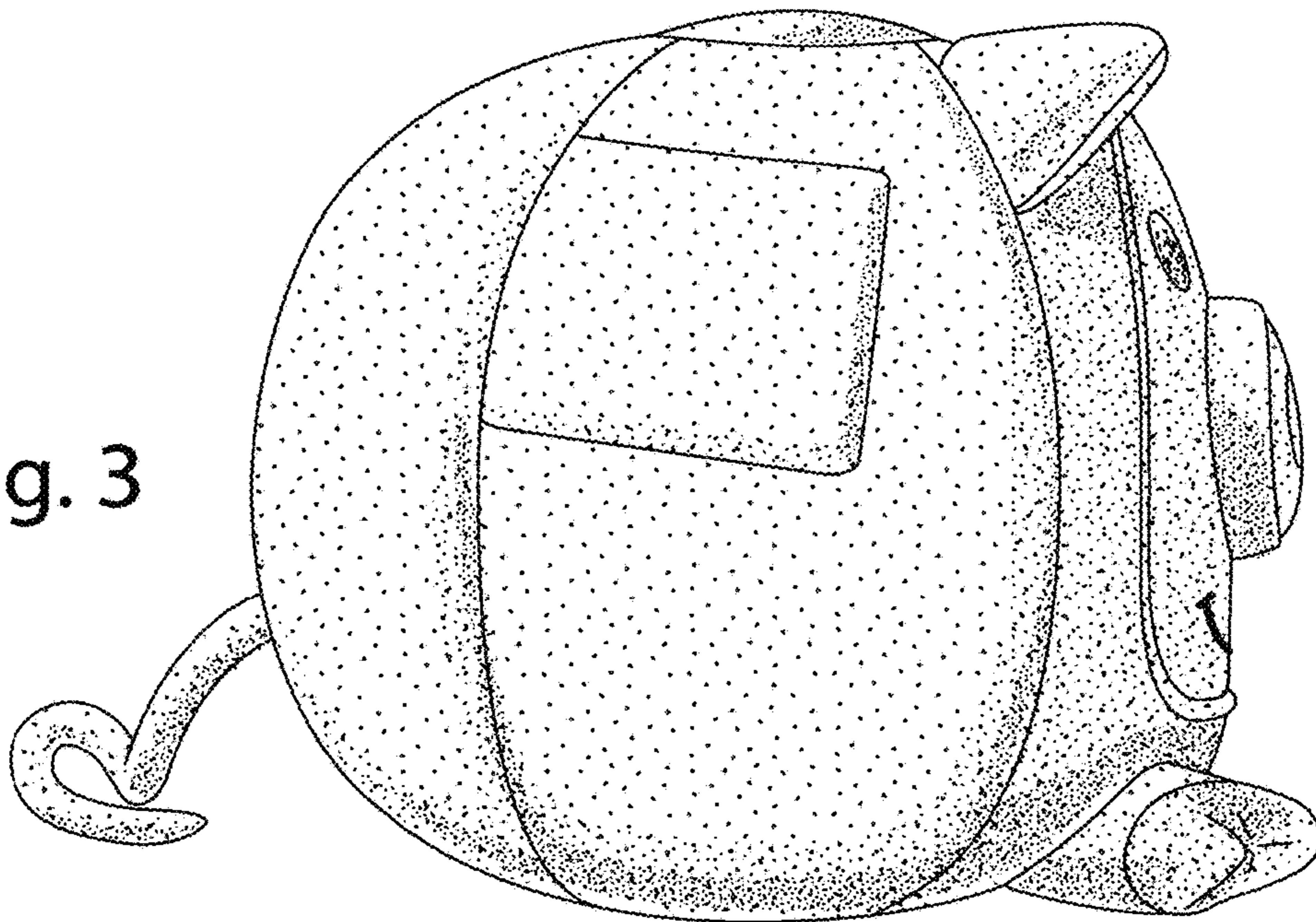


Fig. 3

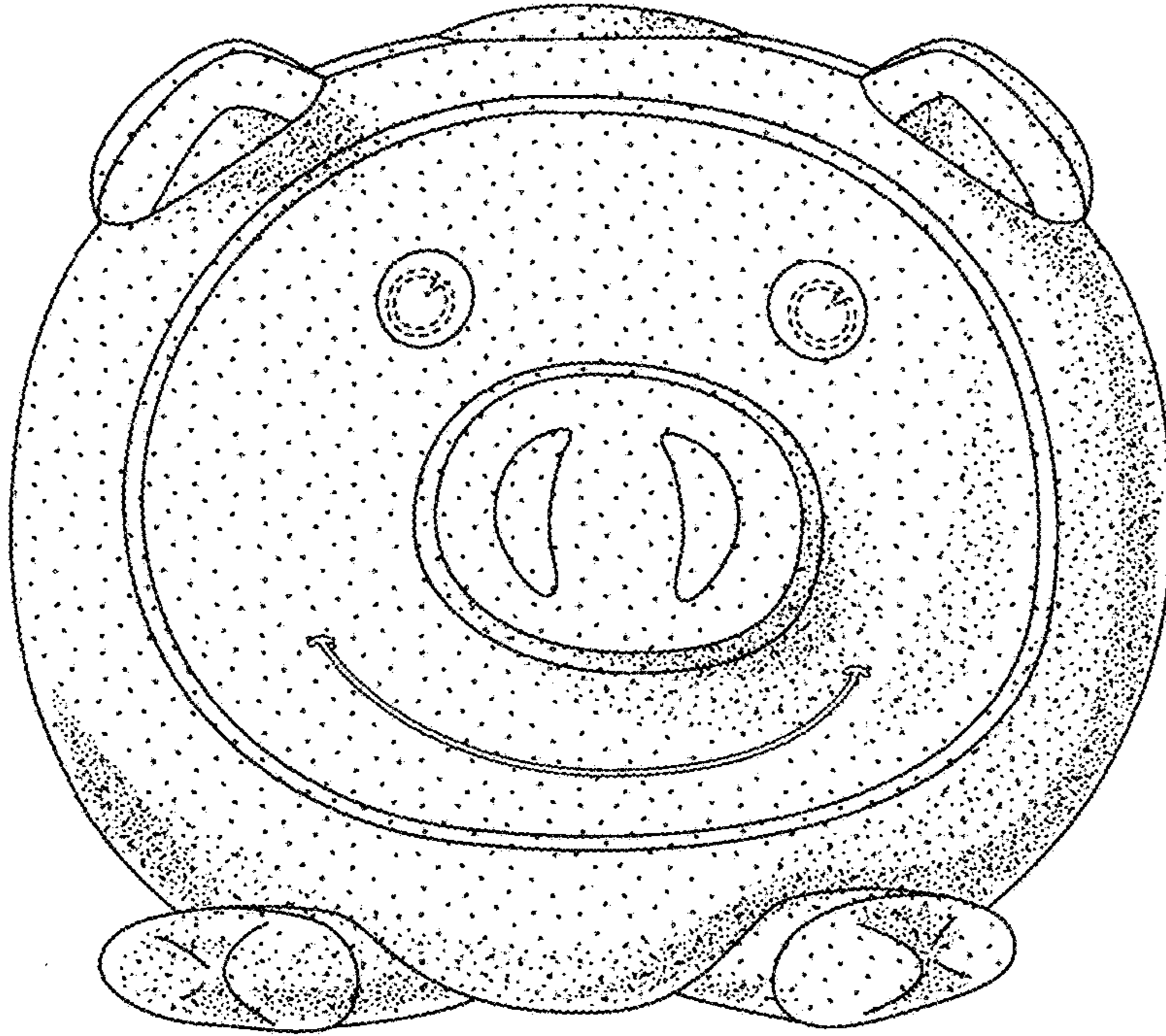


Fig. 4

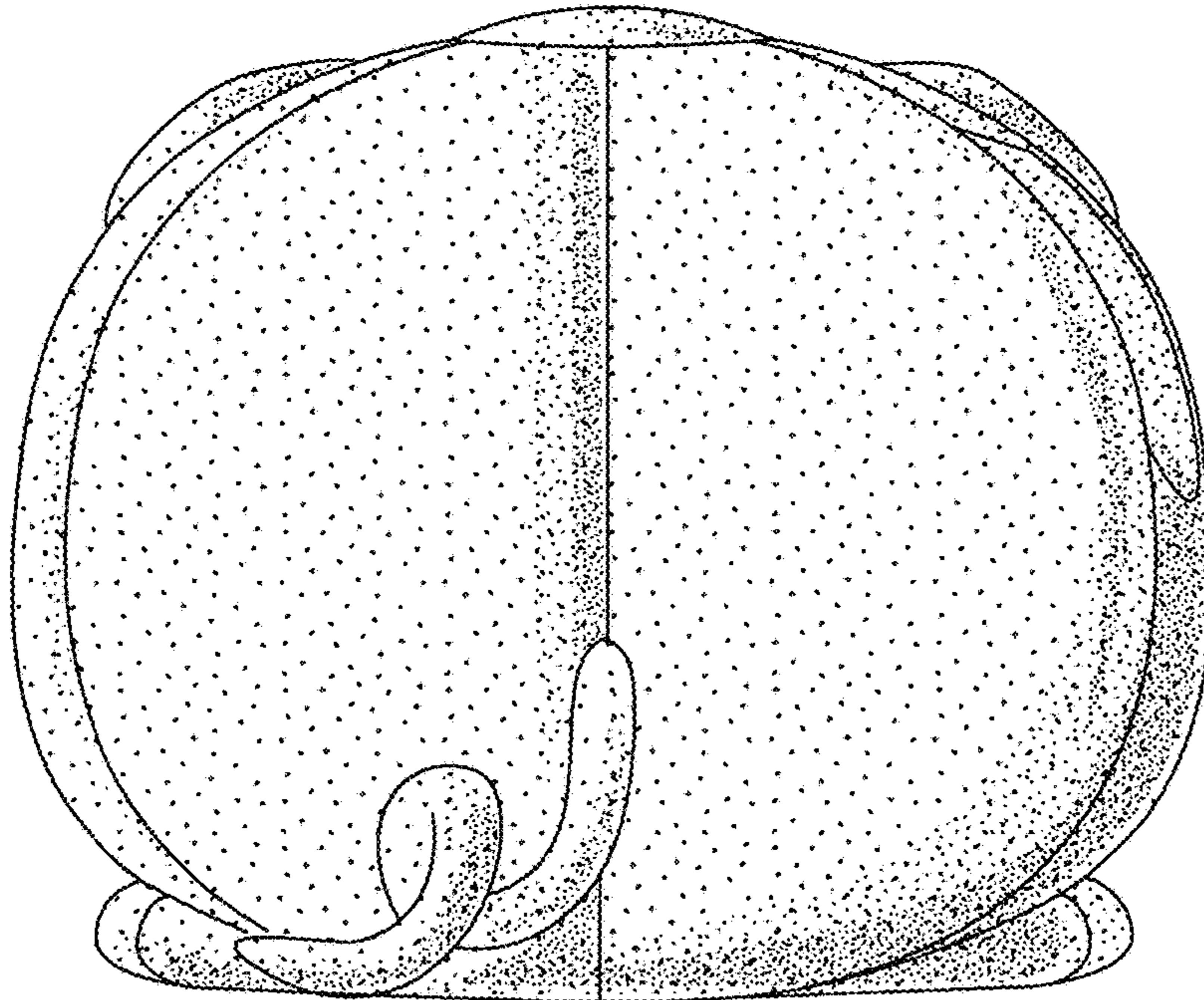


Fig. 5

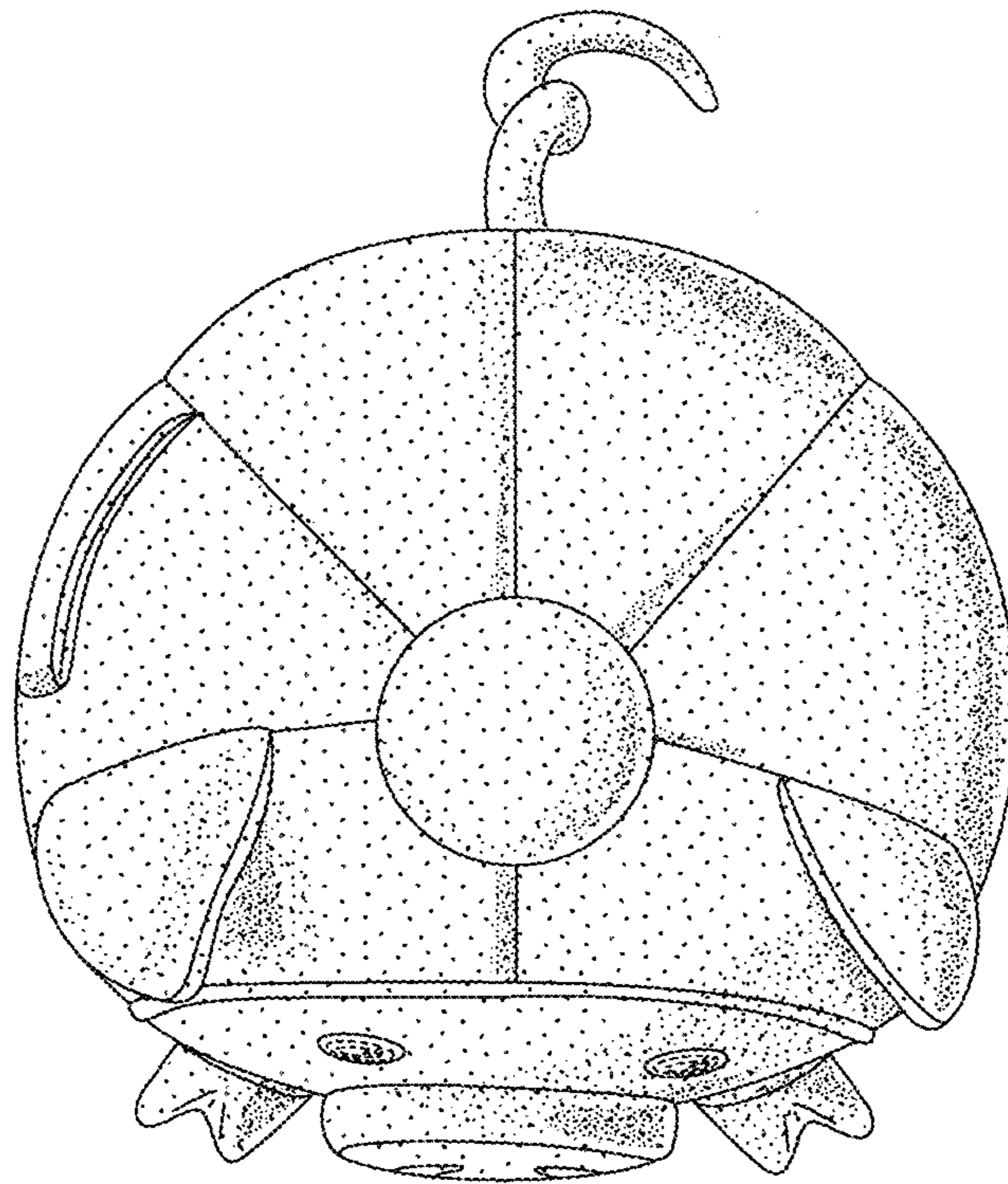


Fig. 6