



US00D793091S

(12) **United States Design Patent** (10) **Patent No.:** **US D793,091 S**  
**Laenner** (45) **Date of Patent:** **\*\* \*Aug. 1, 2017**

(54) **BRUSH**  
(71) Applicant: **Vikan A/S**, Skive (DK)  
(72) Inventor: **Thomas Laenner**, Skive (DK)  
(73) Assignee: **VIKAN A/S**, Skive (DK)  
(\* ) Notice: This patent is subject to a terminal disclaimer.  
(\*\* ) Term: **15 Years**  
(21) Appl. No.: **29/539,142**  
(22) Filed: **Sep. 11, 2015**  
(51) **LOC (10) Cl.** ..... **04-02**  
(52) **U.S. Cl.**  
USPC ..... **D4/132**  
(58) **Field of Classification Search**  
USPC ..... D4/117, 118, 119, 127, 129, 130, 132, D4/134, 135, 136, 138; D32/50; 15/22.1, 105, 106, 111, 143.1, 144.3, 15/159.1, 160, 171, 172, 175, 176.1, 186, 15/207.2; 401/39  
CPC ..... A46B 2200/1066; A46B 5/02; A46B 9/02; A46B 3/08; A46B 11/0041; A46B 5/0075; A46B 7/04; A46B 3/20; A46B 15/0002; A46B 15/0055; A46D 1/00; A45D 33/36  
See application file for complete search history.

D404,923 S \* 2/1999 Diaz ..... D4/115  
D412,248 S \* 7/1999 Berti ..... D32/50  
D439,055 S \* 3/2001 Hay ..... D4/118  
D441,961 S \* 5/2001 Gringer ..... D4/130  
D444,629 S \* 7/2001 Etter ..... D4/104  
D545,063 S \* 6/2007 Sander ..... D4/118  
D553,862 S \* 10/2007 Gregg ..... D4/121  
D561,476 S \* 2/2008 Vosbikian ..... D4/132  
D572,487 S \* 7/2008 Miller ..... D4/118  
D666,836 S \* 9/2012 Dobson, III ..... D4/132  
D693,078 S \* 11/2013 Nordvik ..... D32/50  
D693,079 S \* 11/2013 Nordvik ..... D32/50  
D699,909 S \* 2/2014 Vasilakes ..... D32/50  
D733,436 S \* 7/2015 Vasilakes ..... D4/135  
D747,884 S \* 1/2016 Chalifoux ..... D4/132  
2007/0000080 A1 \* 1/2007 Libman ..... A46B 7/04  
15/145  
2015/0013090 A1 \* 1/2015 Rasmussen ..... B29C 45/14385  
15/207.2  
2015/0026905 A1 1/2015 Jensen

**FOREIGN PATENT DOCUMENTS**

CA 2860075 A1 6/2013  
\* cited by examiner  
*Primary Examiner* — John Windmuller  
*Assistant Examiner* — Steven Czyz  
(74) *Attorney, Agent, or Firm* — Gearhart Law LLC

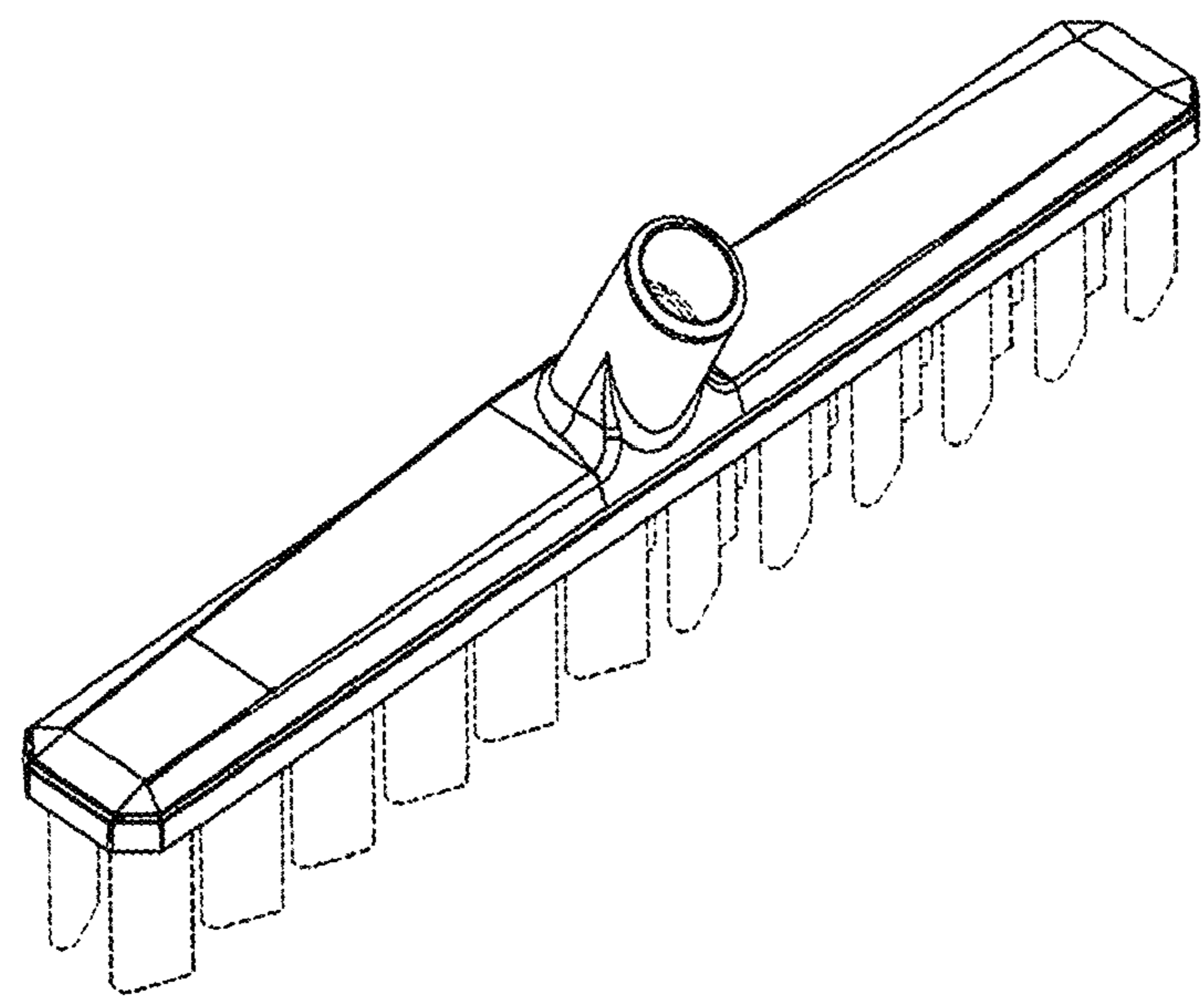
(57) **CLAIM**  
The ornamental design for a brush, as shown.

**DESCRIPTION**

FIG. 1 is a bottom view of a brush.  
FIG. 2 is a front perspective view thereof.  
FIG. 3 is a bottom perspective view thereof; and,  
FIG. 4 is a rear perspective view thereof.

**1 Claim, 4 Drawing Sheets**

(56) **References Cited**  
U.S. PATENT DOCUMENTS  
D143,537 S \* 1/1946 Febvre et al. .... D4/132  
D277,524 S \* 2/1985 Kubick ..... D32/50  
D299,289 S \* 1/1989 Machacek ..... D32/50



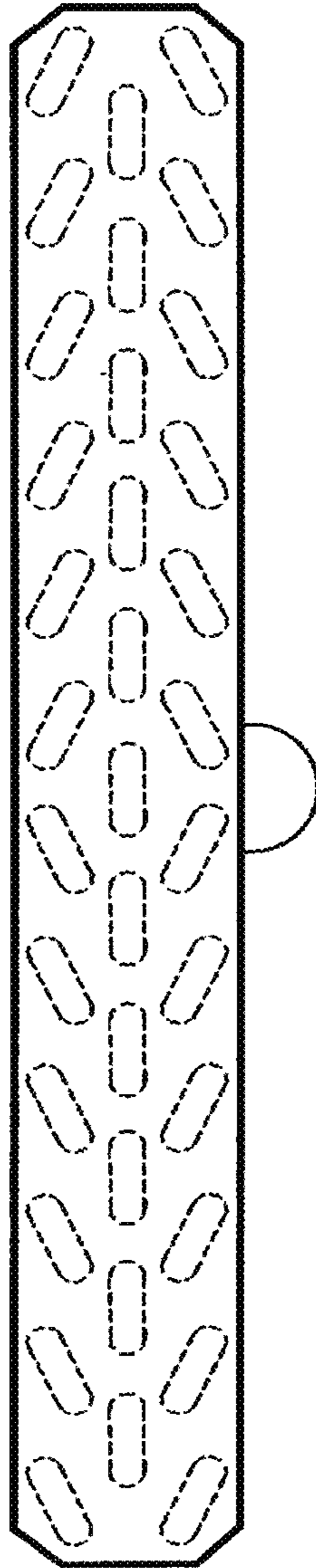


FIG.1

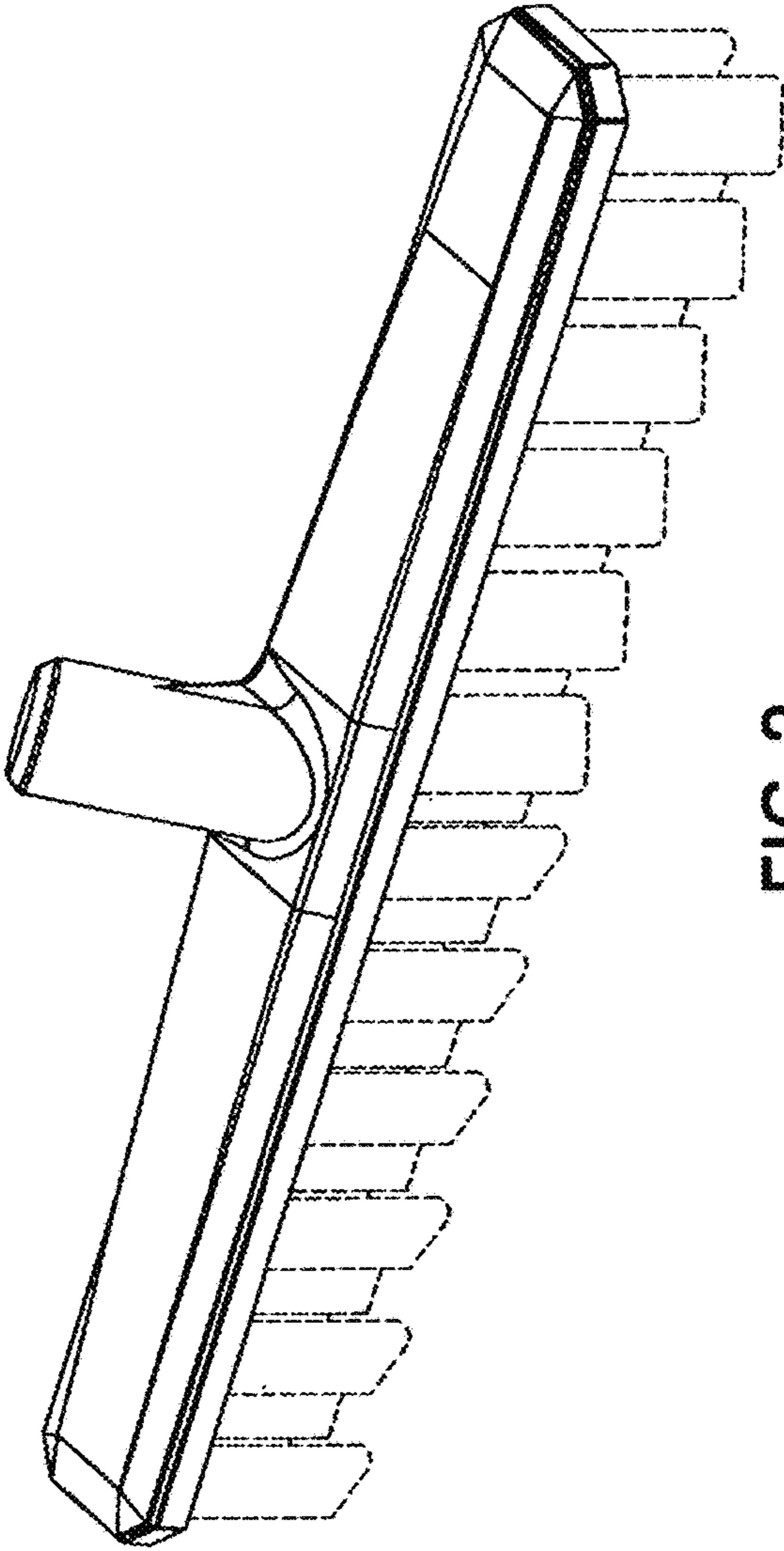


FIG. 2

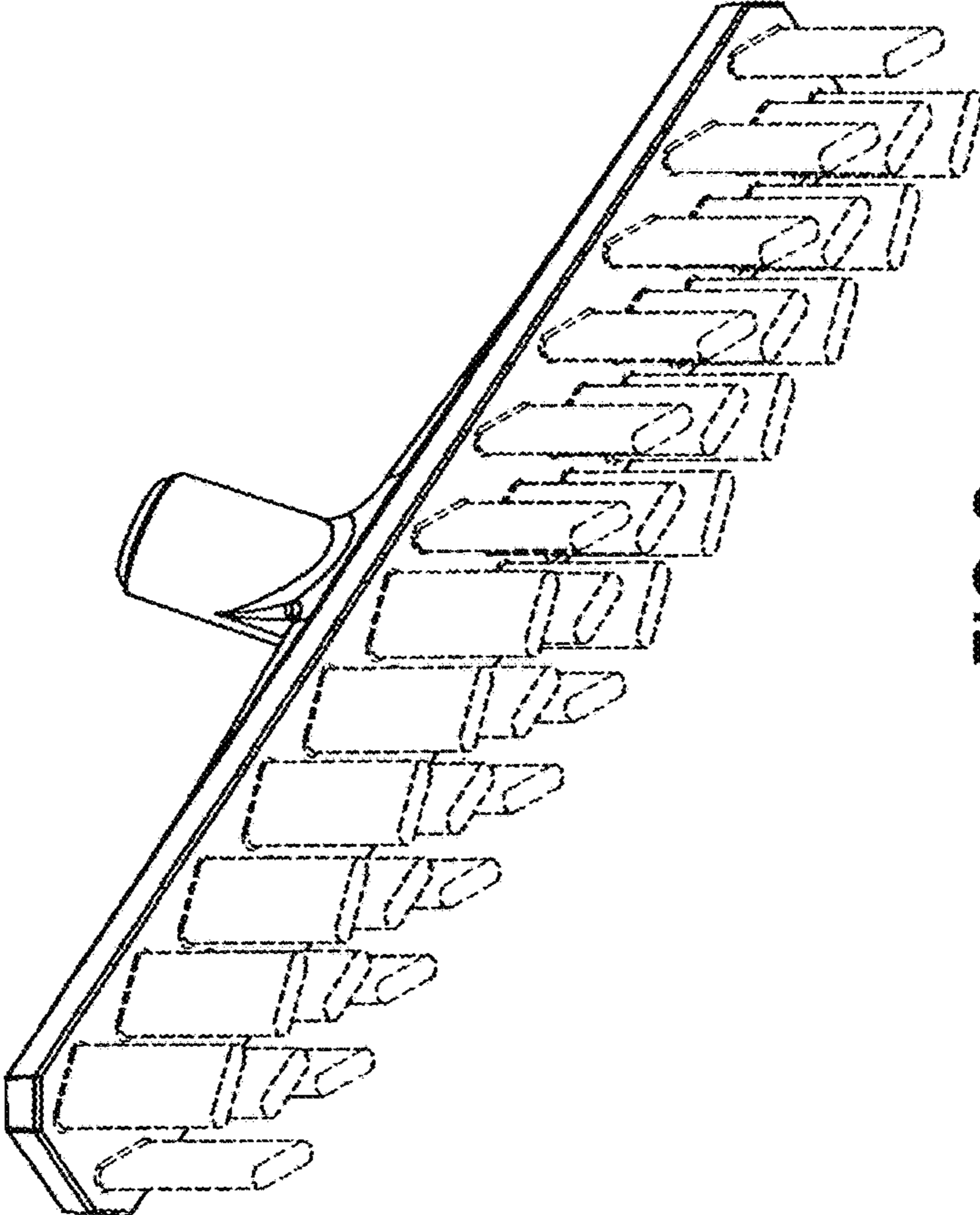


FIG. 3

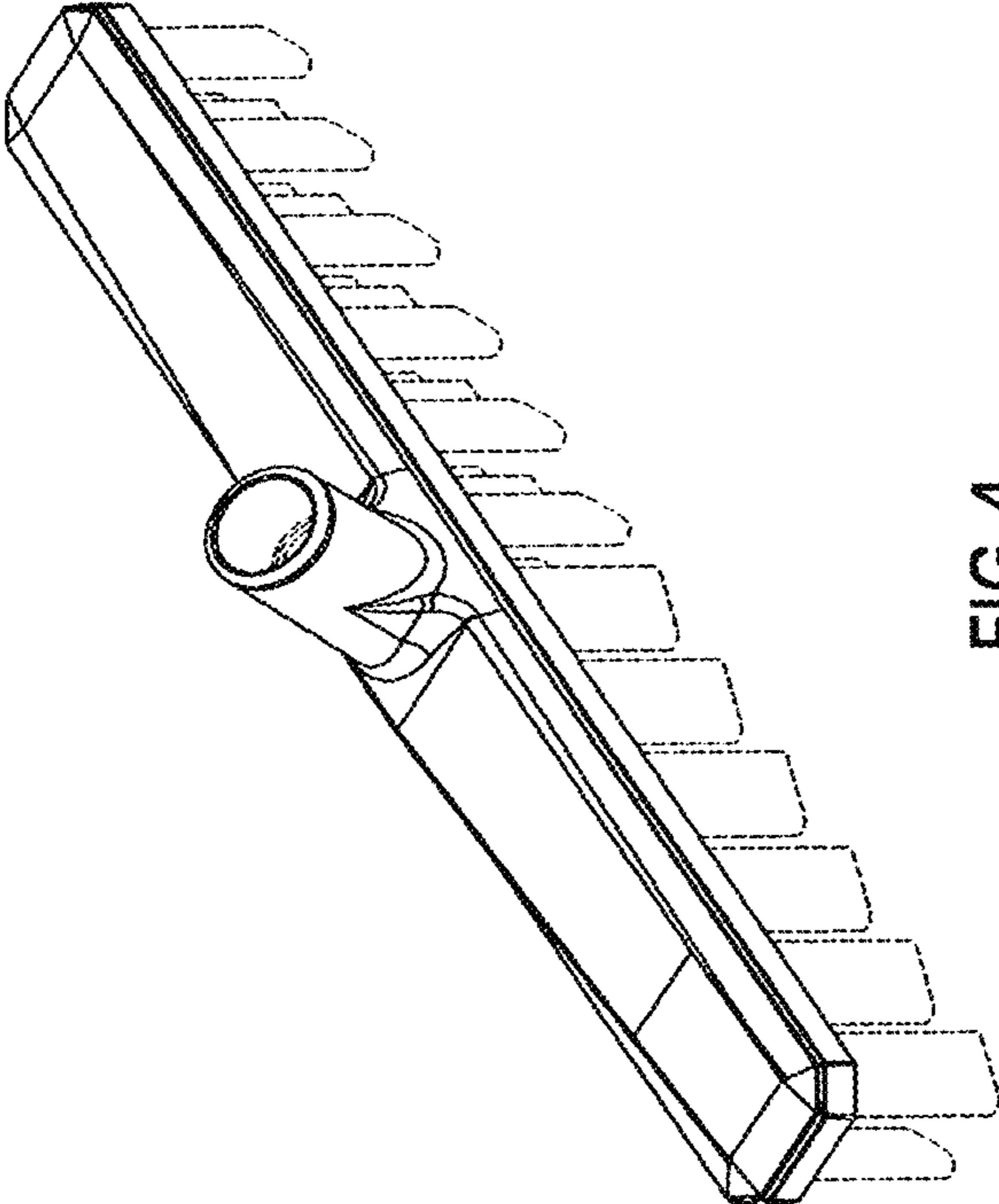


FIG.4