



US00D793080S

(12) **United States Design Patent** (10) **Patent No.:** **US D793,080 S**
Della Valle et al. (45) **Date of Patent:** **** Aug. 1, 2017**

(54) **HANDBAG**

(71) Applicant: **TOD’S S.p.A.**, Sant’Elpidio a Mare (Fermo) (IT)
 (72) Inventors: **Diego Della Valle**, Sant’Elpidio a Mare (Fermo) (IT); **Elena Ghisellini**, Florence (IT)
 (73) Assignee: **TOD’S S.P.A.**, Sant’Elpidio a Mare (Fermo)
 (**) Term: **15 Years**
 (21) Appl. No.: **29/561,947**
 (22) Filed: **Apr. 21, 2016**

(30) **Foreign Application Priority Data**

Oct. 27, 2015 (EM) 002838649
 (51) **LOC (10) Cl.** **03-01**
 (52) **U.S. Cl.**
 USPC **D3/243**
 (58) **Field of Classification Search**
 USPC D3/232–233, 240–243, 245–246
 CPC A45C 1/024; A45C 3/06
 See application file for complete search history.

(56) **References Cited**

U.S. PATENT DOCUMENTS

D651,398 S * 1/2012 Gonzalez D3/243
 D679,905 S * 4/2013 Shakouri D3/243
 D722,766 S * 2/2015 Philo D3/243
 D756,633 S * 5/2016 Spaziani D3/243

* cited by examiner

Primary Examiner — Holly Baynham

(74) *Attorney, Agent, or Firm* — Knobbe Martens Olson & Bear LLP

(57) **CLAIM**

The ornamental design for a handbag, as shown.

DESCRIPTION

FIG. 1 is a right front perspective view of a handbag according to the new design.

FIG. 2 is a front elevational view thereof.

FIG. 3 is a rear elevational view thereof.

FIG. 4 is a left side elevational view thereof.

FIG. 5 is a right side elevational view thereof.

FIG. 6 is a top plan view thereof; and,

FIG. 7 is a bottom plan view thereof.

1 Claim, 7 Drawing Sheets





FIG. 1



FIG. 2



FIG. 3




FIG. 4




FIG. 5




FIG. 6




FIG. 7