



US00D793078S

(12) **United States Design Patent**
Casadesus

(10) **Patent No.:** **US D793,078 S**

(45) **Date of Patent:** **** Aug. 1, 2017**

(54) **DUAL ORIENTATION MAGAZINE POUCH**

(71) Applicant: **Giddel Casadesus**, Miami, FL (US)

(72) Inventor: **Giddel Casadesus**, Miami, FL (US)

(**) Term: **15 Years**

(21) Appl. No.: **29/561,655**

(22) Filed: **Apr. 19, 2016**

(51) **LOC (10) Cl.** **03-01**

(52) **U.S. Cl.**
USPC **D3/221**

(58) **Field of Classification Search**
USPC D3/221, 215, 224, 226, 228, 225, 230;
224/245, 671, 679, 680, 219, 222, 267,
224/269, 655; 42/87; D22/108, 199
CPC A45F 5/02; A45F 5/021; A45F 2003/144;
A45F 2200/0591; F42B 39/02
See application file for complete search history.

(56) **References Cited**

U.S. PATENT DOCUMENTS

D240,823 S * 8/1976 Burke D3/224
D286,315 S * 10/1986 Gregory D3/225

D410,331 S * 6/1999 Hamilton D3/221
D413,644 S * 9/1999 Carver D22/108
8,231,038 B2 * 7/2012 Felts A45F 5/02
224/665
D716,544 S * 11/2014 Fahnholz D3/225
D780,437 S * 3/2017 Laemmlen D3/221

* cited by examiner

Primary Examiner — Catheri Oliver-Garcia

(74) *Attorney, Agent, or Firm* — H. John Rizvi; Gold & Rizvi, P.A.

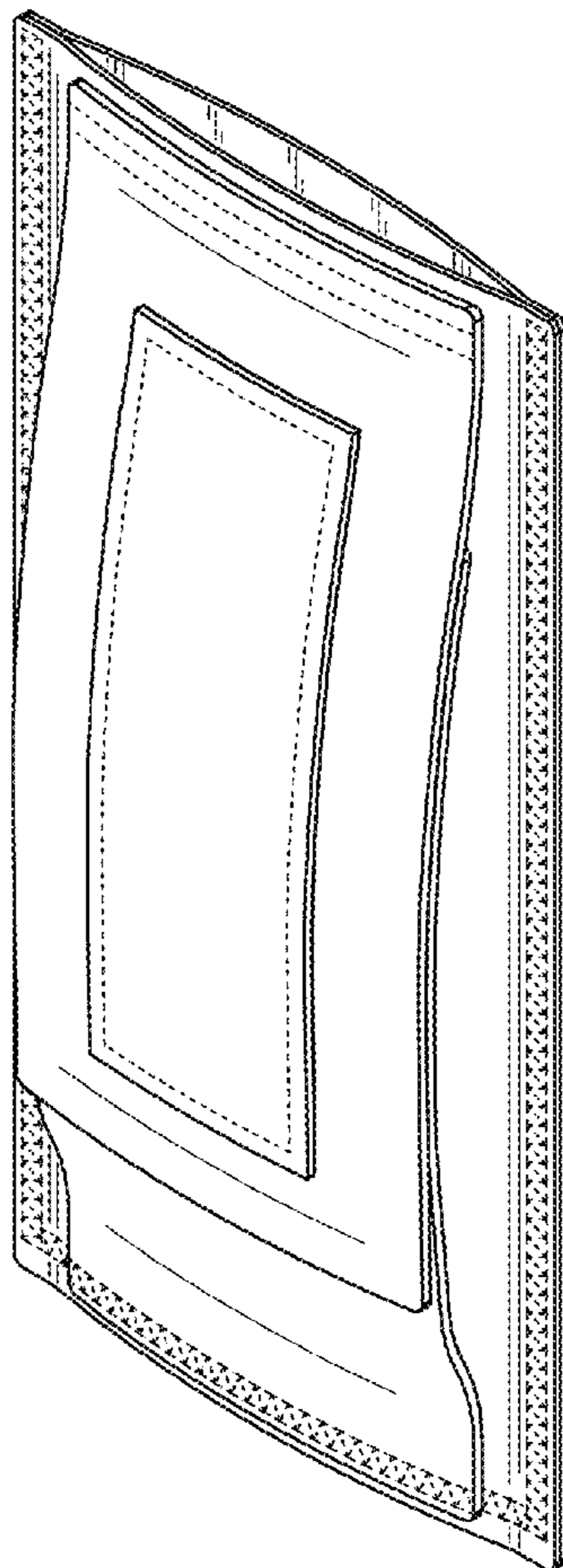
(57) **CLAIM**

I claim the ornamental design for a dual orientation magazine pouch, as shown and described.

DESCRIPTION

FIG. 1 is a top front perspective view of my new design; FIG. 2 is a top rear perspective view thereof; FIG. 3 is a front elevation view thereof; FIG. 4 is a rear elevation view thereof; FIG. 5 is a left side elevation view thereof; FIG. 6 is a right side elevation view thereof; FIG. 7 is a top plan view thereof; and, FIG. 8 is a bottom plan view thereof. The broken lines shown in the drawings reflect stitching and form no part of the claimed design.

1 Claim, 6 Drawing Sheets



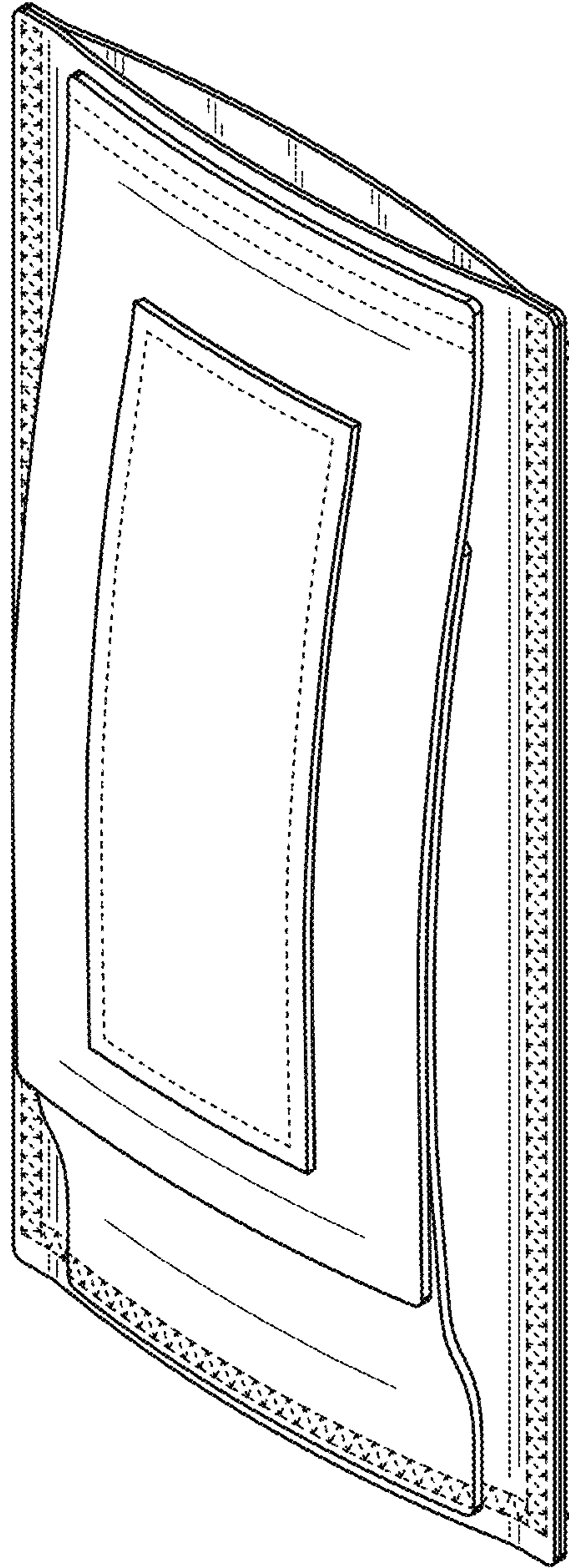


FIG. 1




FIG. 2




FIG. 3




FIG. 4




FIG. 5




FIG. 6

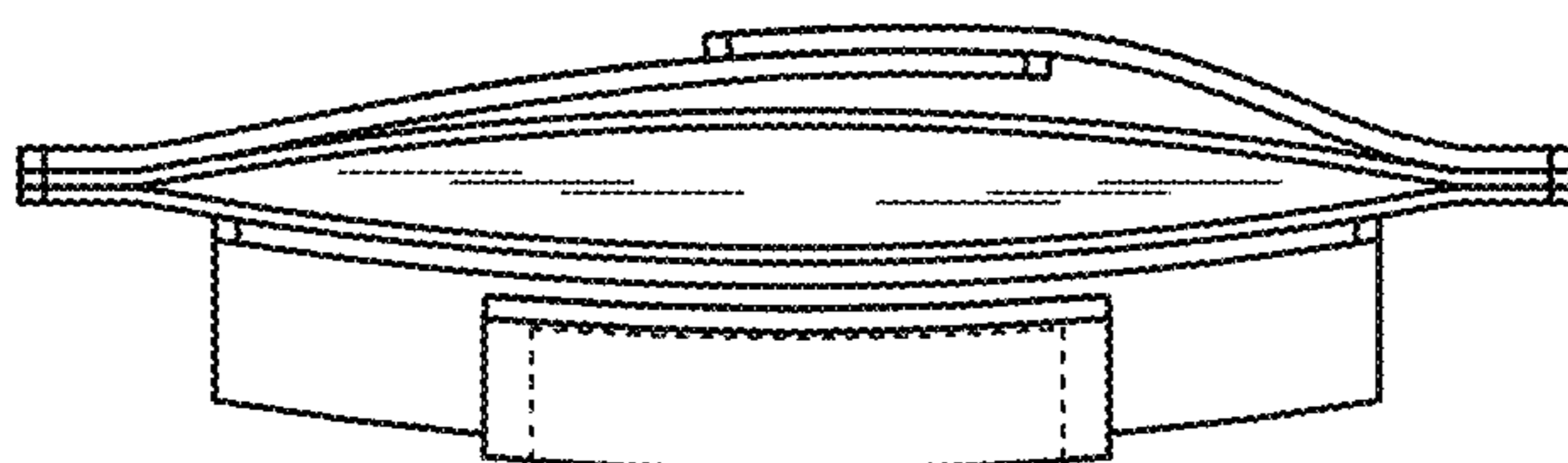


FIG. 7

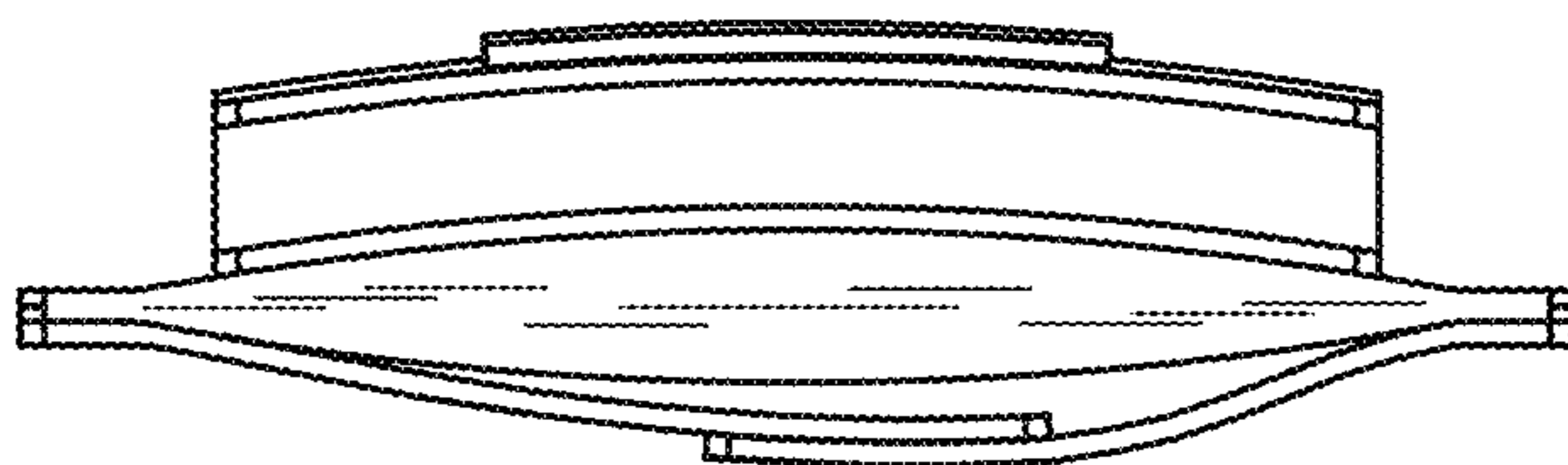


FIG. 8