



US00D793063S

(12) **United States Design Patent** (10) **Patent No.:** **US D793,063 S**
Raasch (45) **Date of Patent:** **** Aug. 1, 2017**

(54) **SHOE UPPER**

(71) Applicant: **NIKE, Inc.**, Beaverton, OR (US)

(72) Inventor: **Dylan R. Raasch**, Portland, OR (US)

(73) Assignee: **NIKE, Inc.**, Beaverton, OR (US)

(**) Term: **15 Years**

(21) Appl. No.: **29/551,524**

(22) Filed: **Jan. 14, 2016**

(51) **LOC (10) Cl.** **02-04**

(52) **U.S. Cl.**
USPC **D2/972**

(58) **Field of Classification Search**

USPC D2/900, 902, 907, 909-912, 915,
D2/923-927, 929-930, 939, 942-946,
D2/964-965, 969, 971-975, 977-978;
D5/5, 13-14, 26, 28, 53, 57, 65
CPC A43B 1/04; A43B 3/0078; A43B 3/06;
A43B 3/10; A43B 3/12; A43B 3/126;
A43B 3/24; A43B 5/00; A43B 5/04;
A43B 5/06; A43B 5/10; A43B 9/00;
A43B 11/00; A43B 23/00; A43B
23/0205; A43B 23/0245; A43B 23/025;
A43B 23/04; A43B 23/24; A43B 23/25;
A43B 23/26

See application file for complete search history.

(56) **References Cited**

U.S. PATENT DOCUMENTS

D8,256 S *	3/1875	Trotter	D2/910
D86,612 S *	3/1932	Laird	D2/974
D103,327 S *	2/1937	Kolb	D5/53
D183,330 S *	8/1958	Sylvester	D5/53
D188,781 S *	9/1960	Vogel	D5/47
D333,376 S *	2/1993	Raffe	D2/969
D429,874 S *	8/2000	Gumbert	D2/951
D495,863 S	9/2004	Sedlbauer		

D519,271 S	4/2006	Hoefl		
D520,723 S	5/2006	Hoefl		
D522,228 S	6/2006	Young		
D522,735 S *	6/2006	Mermet	D2/972
D544,196 S *	6/2007	Caine	D2/972
D569,082 S	5/2008	Hatfield et al.		
D569,590 S	5/2008	Hatfield et al.		
D571,095 S	6/2008	Clifford		
D572,462 S	7/2008	Hatfield et al.		
D573,337 S *	7/2008	McMillan	D2/972
D574,136 S *	8/2008	Avar	D2/969
D588,792 S	3/2009	Braithwaite		
D636,588 S *	4/2011	Avar	D2/972
D645,656 S *	9/2011	Nakamura	D11/90
D649,749 S *	12/2011	Kampff	D2/911
D649,761 S	12/2011	Chang		
D650,562 S *	12/2011	Keen	D2/907
D653,838 S	2/2012	Keen		
D653,839 S	2/2012	Keen		
D653,840 S	2/2012	Keen		
D656,717 S	4/2012	Abramowitz		

(Continued)

Primary Examiner — Sandra Snapp

Assistant Examiner — Katherine Glennon

(74) *Attorney, Agent, or Firm* — Banner & Witcoff, Ltd.

(57) **CLAIM**

The ornamental design for a shoe upper, as shown and described.

DESCRIPTION

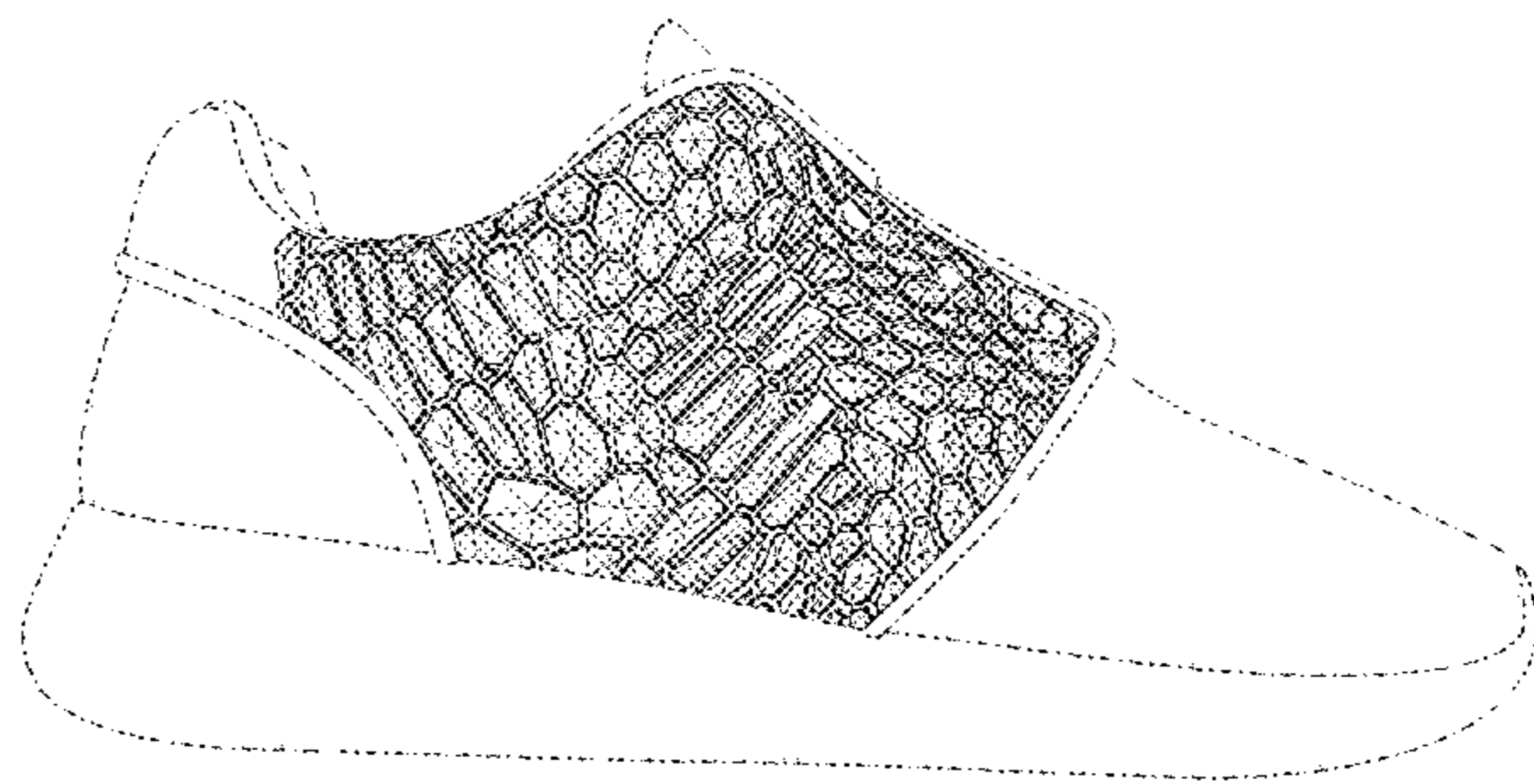
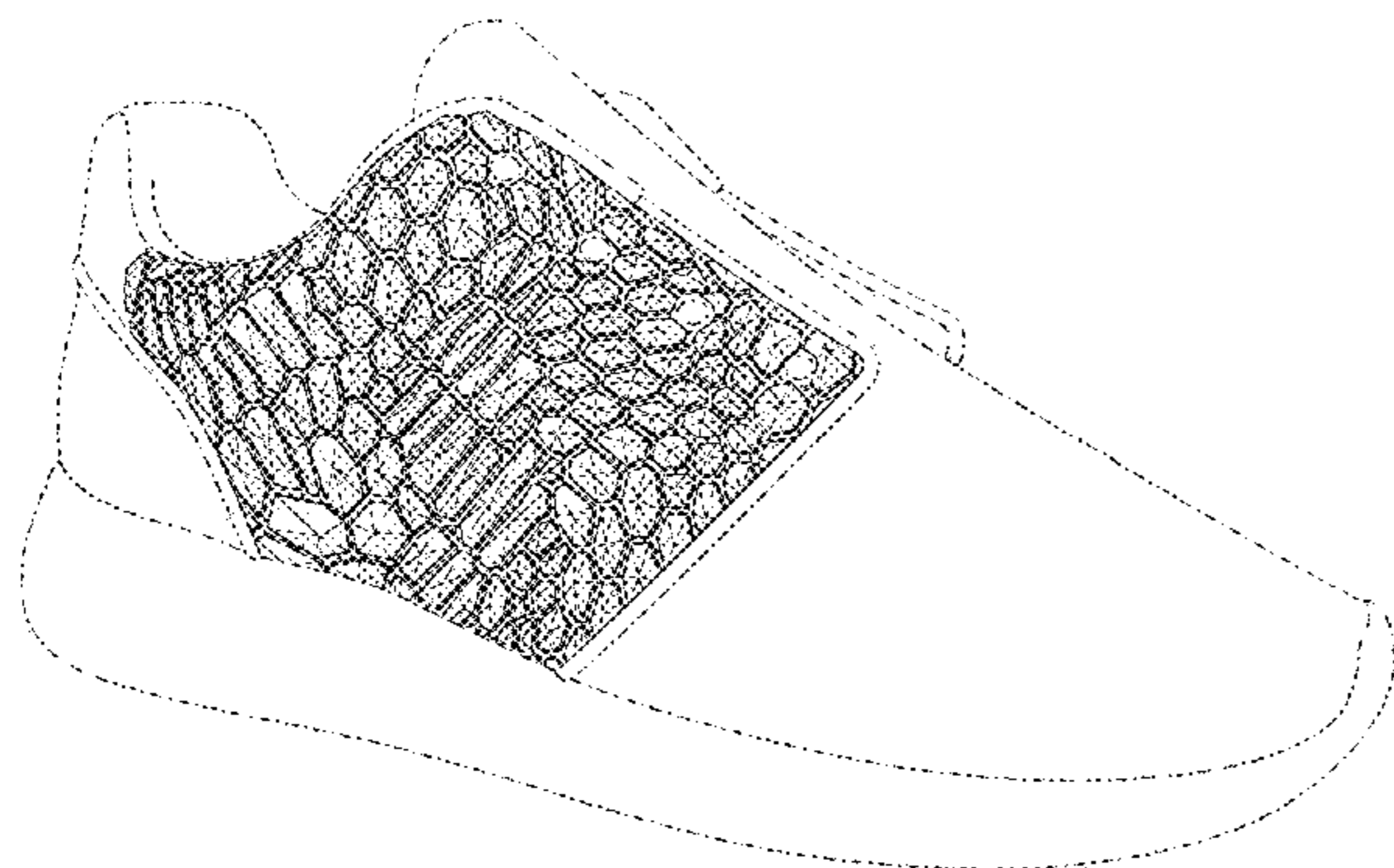
FIG. 1 is a front perspective view of a shoe upper showing my new design;

FIG. 2 is a side view thereof; and,

FIG. 3 is a rear perspective view thereof.

The broken lines immediately adjacent to the shaded area represent unclaimed boundaries of the design. The four unshaded eyelet regions within the shaded area form no part of the claimed design. The broken lines showing the remainder of the shoe are for environmental purposes only and form no part of the claimed design.

1 Claim, 3 Drawing Sheets



(56)

References Cited

U.S. PATENT DOCUMENTS

D660,569	S	5/2012	Abramowitz	
D671,300	S *	11/2012	Garcia Mira	D2/923
D679,083	S	4/2013	Bosomworth	
D690,093	S *	9/2013	Dombrow	D2/972
D694,505	S	12/2013	Brozina	
D695,508	S	12/2013	Earle	
D699,427	S	2/2014	Nakano	
D699,428	S	2/2014	Nakano	
D713,632	S *	9/2014	da Costa Pereira Machado	D2/972
D716,027	S	10/2014	Kirschner	
D718,032	S *	11/2014	VanHook	D2/972
D718,036	S *	11/2014	McMillan	D2/972
D718,037	S *	11/2014	Dolce	D2/972
D734,926	S *	7/2015	Nam	D2/893
D738,113	S *	9/2015	Martin	D5/20
9,320,321	B2 *	4/2016	Robinson, Jr.	A43B 23/24
D767,869	S *	10/2016	Lok	D2/972
D768,976	S *	10/2016	Kuerbis	D2/972
D779,186	S *	2/2017	Kim	D2/972

* cited by examiner

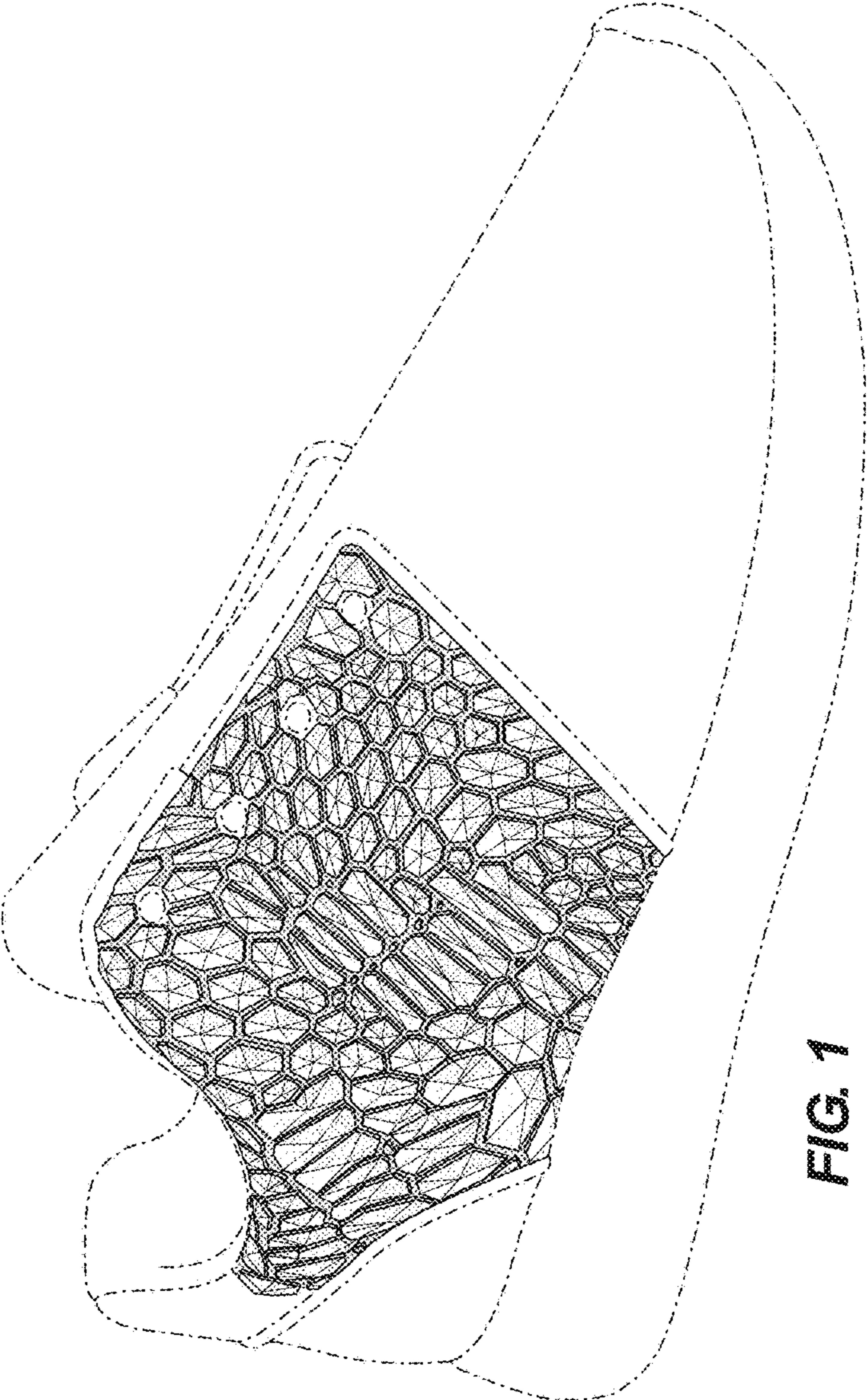


FIG. 1

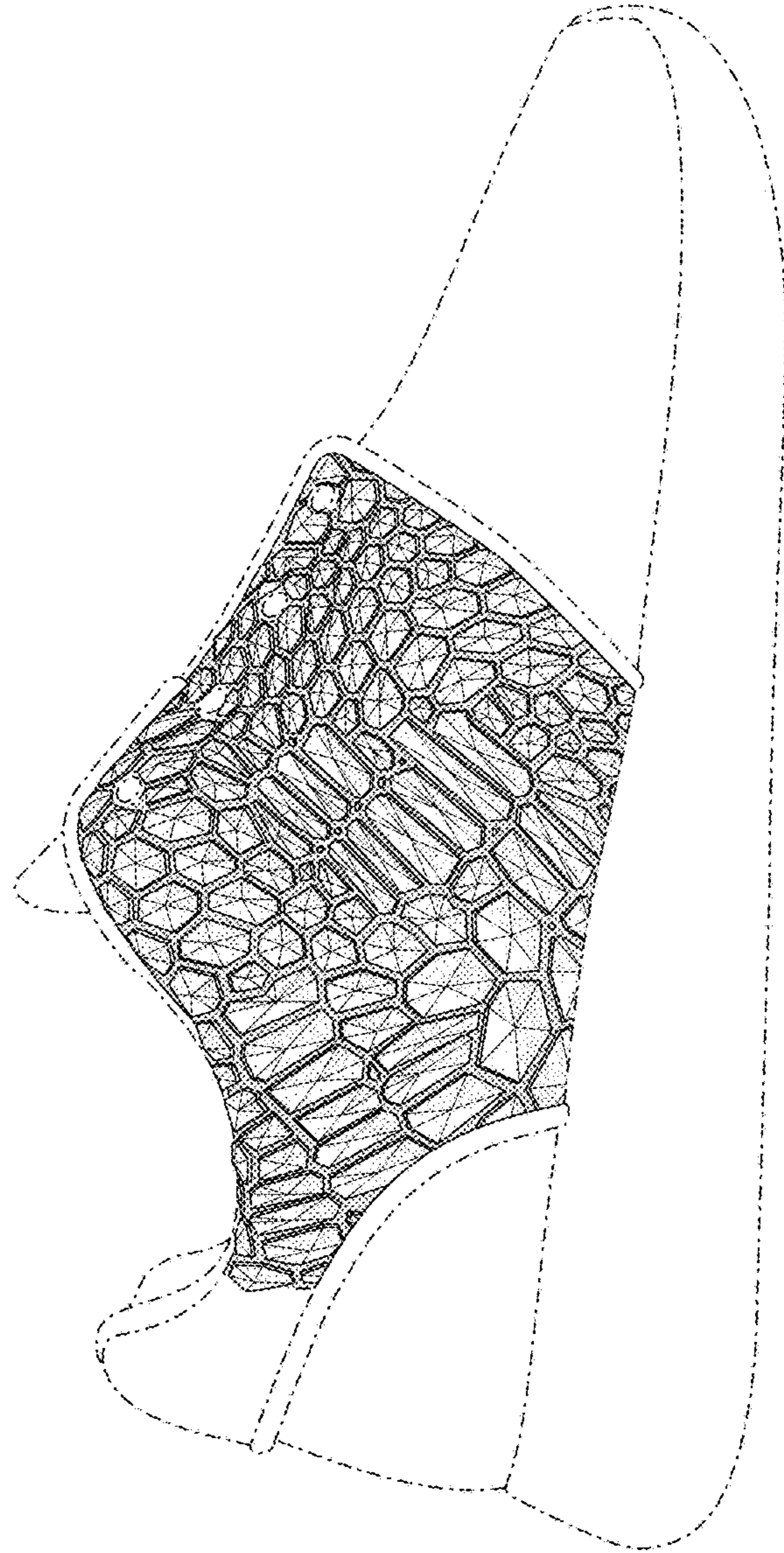


FIG. 2

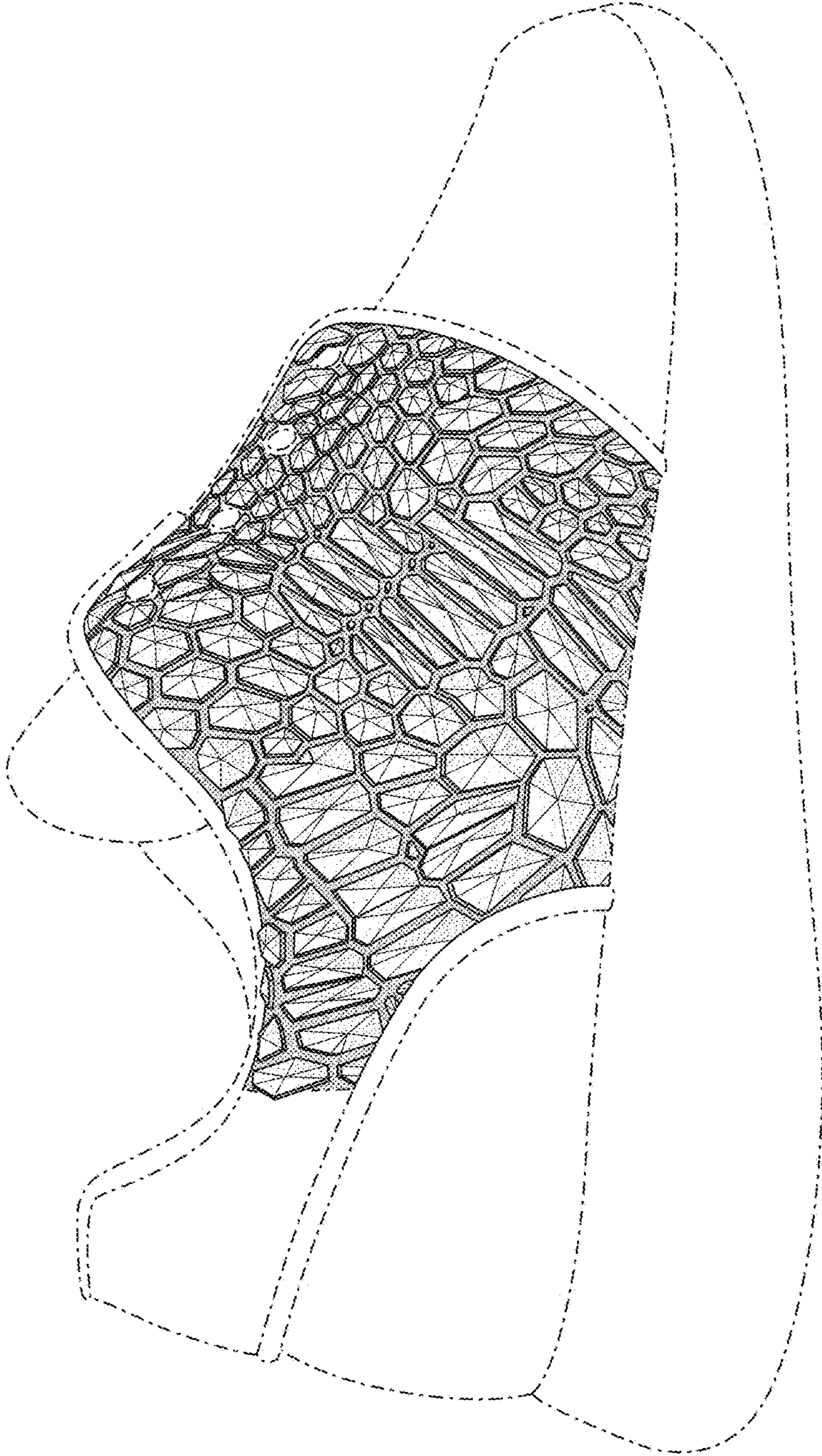


FIG. 3