



US00D793044S

(12) **United States Design Patent** (10) **Patent No.:** **US D793,044 S**
Mokos et al. (45) **Date of Patent:** **** Aug. 1, 2017**

(54) **SHOE**
(71) Applicant: **Cole Haan LLC**, New York, NY (US)
(72) Inventors: **Jeffrey Mokos**, Greenland, NH (US);
Scott Patt, Greenland, NH (US)
(73) Assignee: **COLE HAAN LLC**, New York, NY (US)
(**) Term: **15 Years**
(21) Appl. No.: **29/552,627**
(22) Filed: **Jan. 25, 2016**
(51) **LOC (10) Cl.** **02-04**
(52) **U.S. Cl.**
USPC **D2/945; D2/944**
(58) **Field of Classification Search**
USPC D2/909, 907, 908, 942, 943, 944, 945,
D2/947, 951, 953, 960, 969, 972, 974
CPC A43B 13/00; A43B 5/001; A43B 5/008;
A43B 5/06; A43B 5/10; A43B 5/1666
See application file for complete search history.

(56) **References Cited**

U.S. PATENT DOCUMENTS

D76,791 S 11/1928 Funk et al.
D90,234 S 7/1933 Daniels
D96,687 S * 8/1935 Lutz D2/945
D108,334 S * 2/1938 Lutz D2/945
D119,276 S * 3/1940 Lutz D2/945
D130,845 S * 12/1941 Pick D2/945
D136,381 S 9/1943 Ghez et al.
D301,283 S 5/1989 Austin
D382,692 S 8/1997 Carlson
D385,996 S 11/1997 Tresser
D399,345 S 10/1998 Koh
D401,391 S * 11/1998 Genuin D2/906
D404,898 S 2/1999 Hudson

D415,610 S 10/1999 Cahill
D421,832 S 3/2000 Loveder
D429,411 S 8/2000 Gillespie
D435,958 S 1/2001 White
D476,143 S 6/2003 McDowell
D500,914 S 1/2005 Ammon
D514,288 S 2/2006 Burg
D524,518 S 7/2006 James
D532,585 S 11/2006 McDonald
D538,025 S 3/2007 Belley et al.
D541,026 S 4/2007 James
D541,521 S * 5/2007 Smith D2/972
D542,517 S 5/2007 Hulbert
D546,546 S * 7/2007 Chang D2/972
D549,949 S 9/2007 Portzline
7,290,357 B2 11/2007 McDonald et al.
D565,283 S 4/2008 Smith et al.
D570,086 S * 6/2008 McDowell D2/969
D572,002 S * 7/2008 Alfaro D2/972
D572,889 S 7/2008 Alfaro

(Continued)

Primary Examiner — Celia Murphy
Assistant Examiner — Clare Ann Gannon
(74) *Attorney, Agent, or Firm* — Thompson Coburn LLP;
Alan Norman

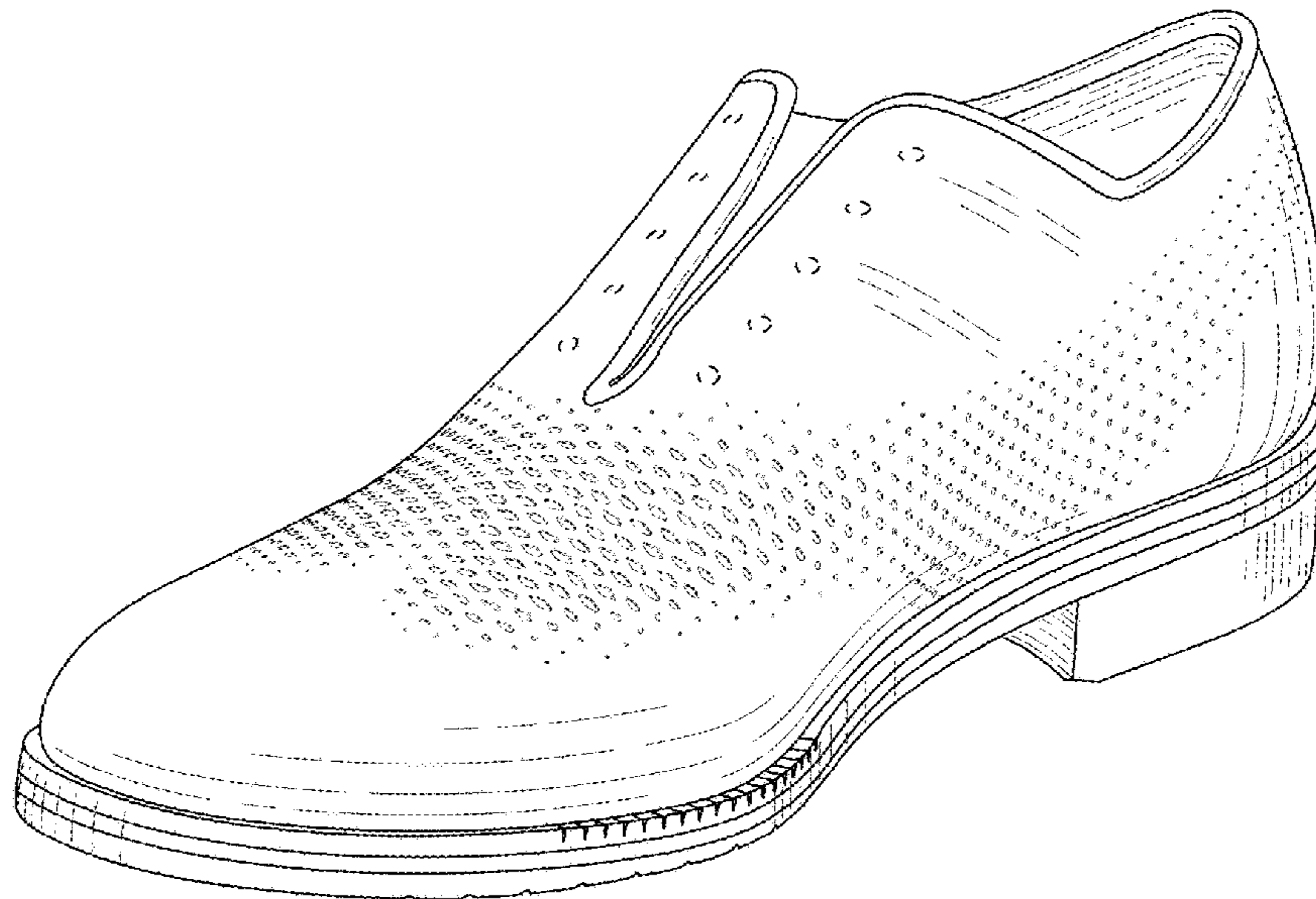
(57) **CLAIM**

The ornamental design for a shoe, as shown and described.

DESCRIPTION

FIG. 1 is a perspective view of a shoe sole showing our new design;
FIG. 2 is a lateral side elevational view thereof;
FIG. 3 is a medial side elevational view thereof;
FIG. 4 is a bottom plan view thereof; and,
FIG. 5 is a top plan view thereof.
The broken lines depicting a seam line and eyelets represent portions of the shoe that form no part of the claimed design. The broken lines form no part of the claimed design.

1 Claim, 5 Drawing Sheets



(56)

References Cited

U.S. PATENT DOCUMENTS

D573,783 S	7/2008	Link	
D574,133 S	8/2008	Le	
D574,587 S *	8/2008	McDowell	D2/969
D575,044 S	8/2008	Alfaro	
D577,185 S	9/2008	Link	
D582,133 S	12/2008	Del Biondi	
D586,093 S	2/2009	Mermet	
D593,742 S	6/2009	Issler	
D633,708 S *	3/2011	Hatfield	D2/972
D640,863 S	7/2011	Raysse	
D642,783 S *	8/2011	Smith	D2/972
D642,784 S *	8/2011	Mayden	D2/972
D644,418 S	9/2011	Yi	
D663,519 S	7/2012	Grangaard	
D674,588 S *	1/2013	Minami	D2/972
D675,424 S *	2/2013	Williams, Jr.	D2/972
D677,865 S	3/2013	Van Zyll De Jong et al.	
D678,667 S *	3/2013	Carboy	D2/972
D683,129 S	5/2013	Fogg	
D689,684 S	9/2013	McMillan	
D693,109 S	11/2013	Taylor	
D703,932 S *	5/2014	Avar	D2/972
D703,933 S *	5/2014	Avar	D2/972
D707,436 S	6/2014	Seamarks	
D707,438 S	6/2014	Taylor	
D707,943 S	7/2014	Nascimento	
D713,631 S	9/2014	Millogo	
D714,535 S	10/2014	Dombrow	
D724,829 S	3/2015	Lonigan	
D728,209 S	5/2015	Mansouri	
D737,562 S	9/2015	Avar	
D738,091 S *	9/2015	de Montgolfier	D2/945
D740,538 S *	10/2015	Roulo	D2/972
D741,588 S	10/2015	Weeks	
D752,329 S	3/2016	Kirschner	
D753,377 S	4/2016	Bigolin	
D753,906 S	4/2016	Kasprzak	
D761,541 S	7/2016	Hermes	
9,433,256 B2	9/2016	Callahan et al.	
2006/0156575 A1	7/2006	Lo	

* cited by examiner

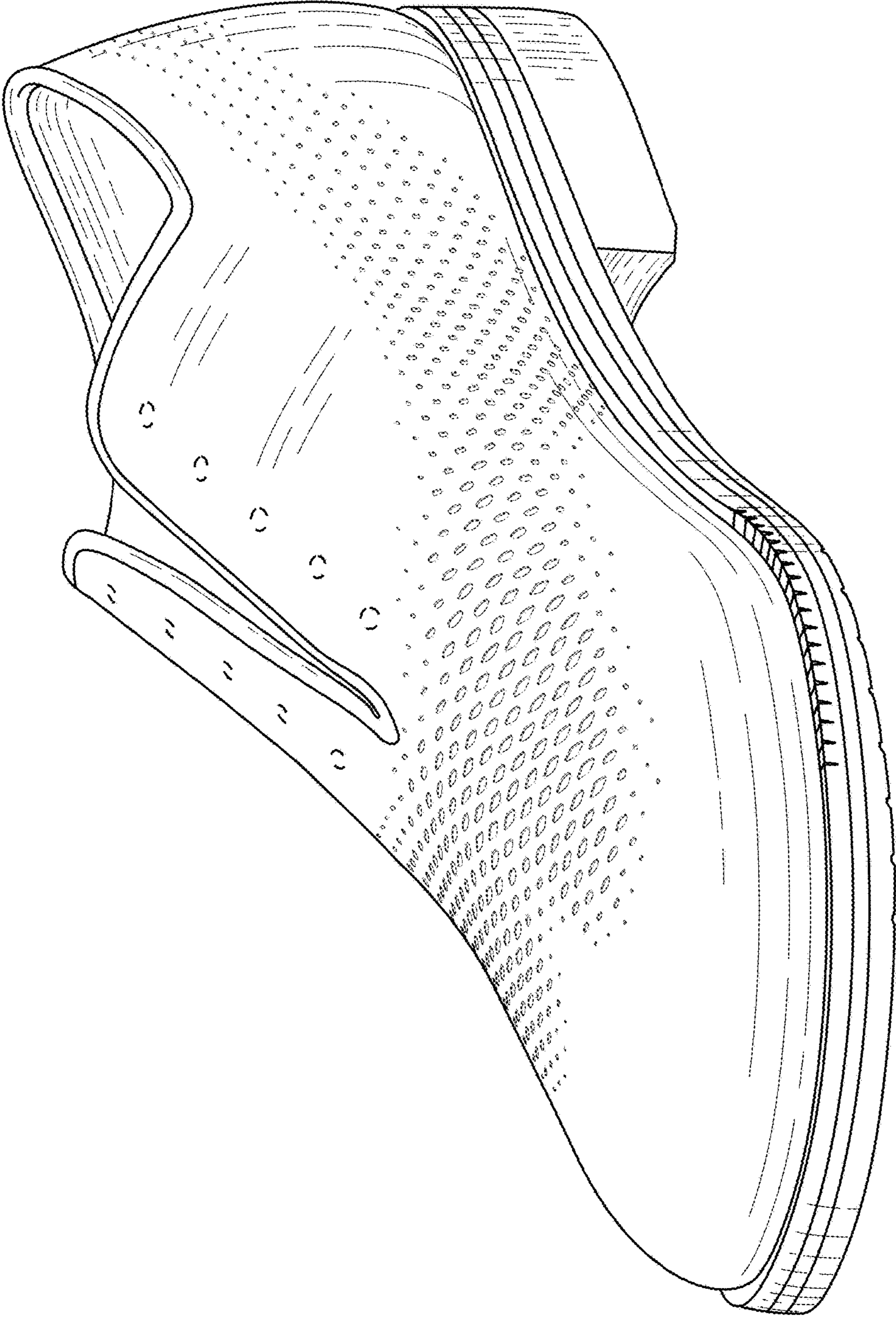


FIG. 1

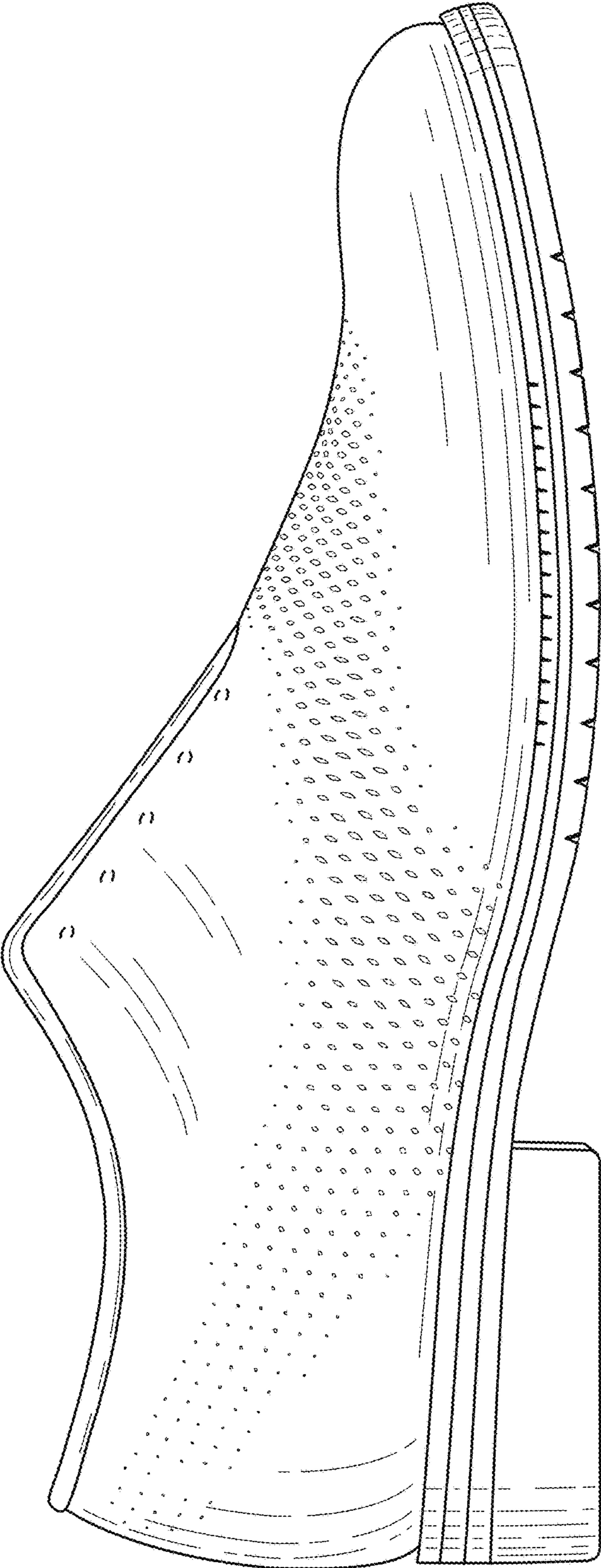


FIG. 2

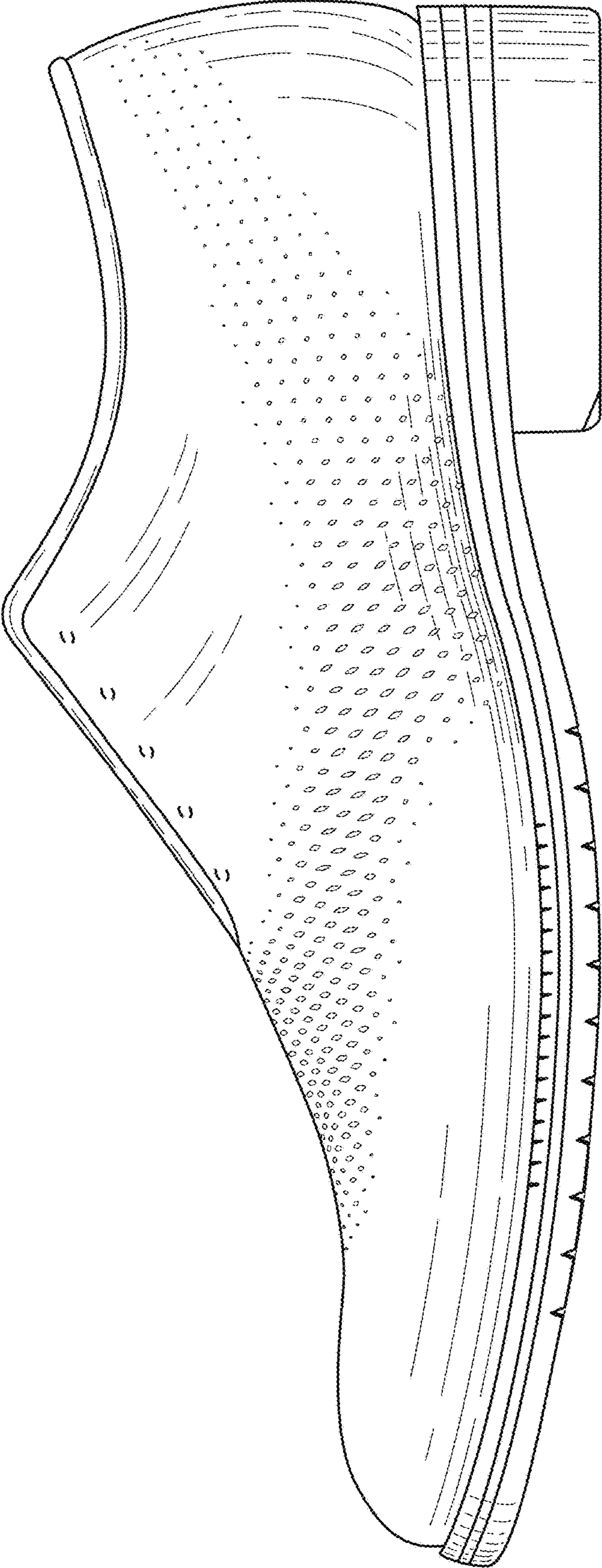


FIG. 3

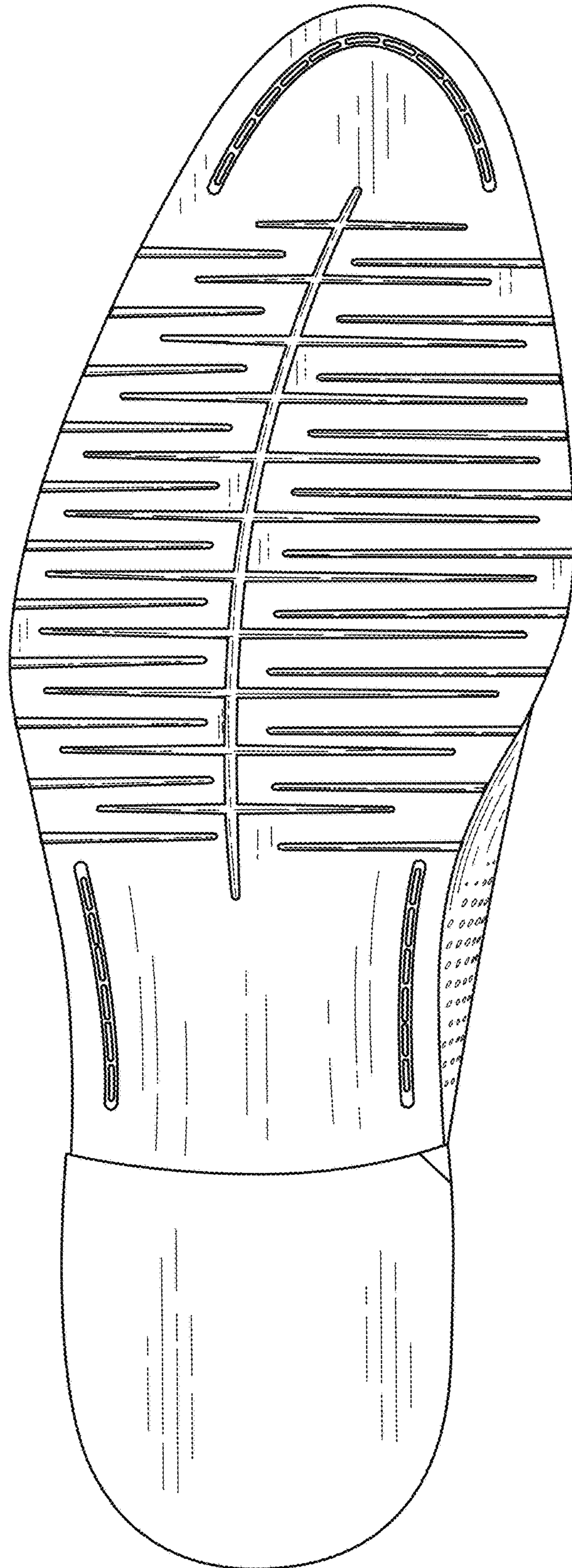


FIG. 4

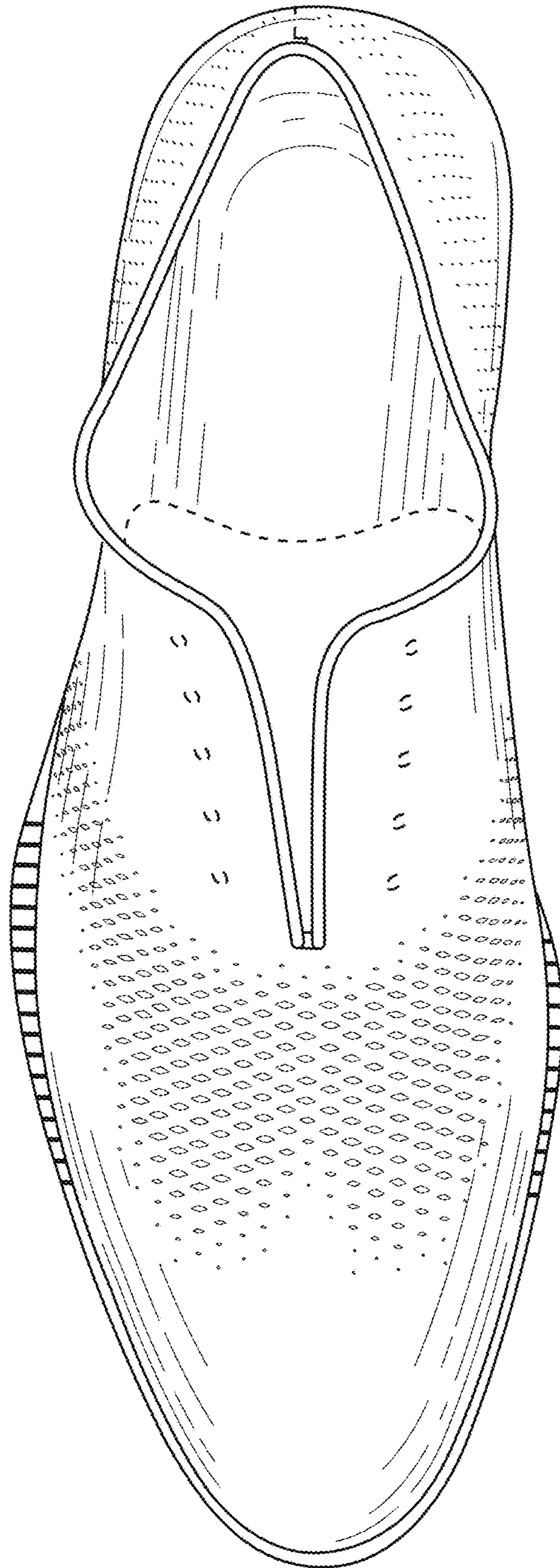


FIG. 5