



US00D793030S

(12) **United States Design Patent** (10) **Patent No.:** **US D793,030 S**
Willcox et al. (45) **Date of Patent:** **** Aug. 1, 2017**

(54) **DIAGONALLY ZIPPERED SLEEPING BAG**
(71) Applicant: **GDF HOLDING INC.**, Hamilton (CA)
(72) Inventors: **Lindsay Willcox**, Burlington (CA);
Alexandre Legault, Hamilton (CA)
(**) Term: **15 Years**
(21) Appl. No.: **29/527,585**

D765,949 S * 9/2016 Svensrud D2/719
2007/0136946 A1 * 6/2007 Haislip A47G 9/086
5/413 R
2009/0151071 A1 * 6/2009 Martin A47G 9/086
5/413 R
2014/0298584 A1 * 10/2014 Sumnicht A47G 9/086
5/413 R
2015/0020309 A1 * 1/2015 Pitchforth A47G 9/086
5/413 AM
2015/0230526 A1 * 8/2015 Flora A47G 9/08
5/413 R

* cited by examiner

(22) Filed: **May 20, 2015**
(51) **LOC (10) Cl.** **02-01**
(52) **U.S. Cl.**
USPC **D2/719**
(58) **Field of Classification Search**
USPC D2/719, 718, 700, 728, 823, 824
CPC A47G 9/086; A47G 9/08
See application file for complete search history.

Primary Examiner — George D. Kirschbaum
Assistant Examiner — Clese Moore, Jr.

(57) **CLAIM**

The ornamental design for a diagonally zippered sleeping bag, as shown and described.

DESCRIPTION

(56) **References Cited**

U.S. PATENT DOCUMENTS

D230,455 S * 2/1974 Hunt D2/719
5,152,017 A * 10/1992 Jaeger A47G 9/086
2/69.5
D405,585 S * 2/1999 Stevens D2/718
D526,464 S * 8/2006 Johnson D2/718
D586,537 S * 2/2009 Walker D2/719
D623,379 S * 9/2010 Dunson D2/719
D626,309 S * 11/2010 Abrams D2/719
D629,176 S * 12/2010 Abrams D2/719
D644,820 S * 9/2011 Dunson D2/719
D654,248 S * 2/2012 Abrams D2/719
D715,028 S * 10/2014 Harris D2/719
D742,618 S * 11/2015 Sumnicht D2/719

FIG. 1 is a top plan view of the present design a diagonally zippered sleeping bag.
FIG. 2 is a left side elevational view of the diagonally zippered sleeping bag shown in FIG. 1.
FIG. 3 is a bottom plan view of the diagonally zippered sleeping bag shown in FIG. 1; and,
FIG. 4 is top left side perspective view of the diagonally zippered sleeping bag shown in FIG. 1.
The larger broken lines in the drawings depict unclaimed portions of the design.
The smaller broken lines in the drawings represent zippers that form part of the design.

1 Claim, 2 Drawing Sheets

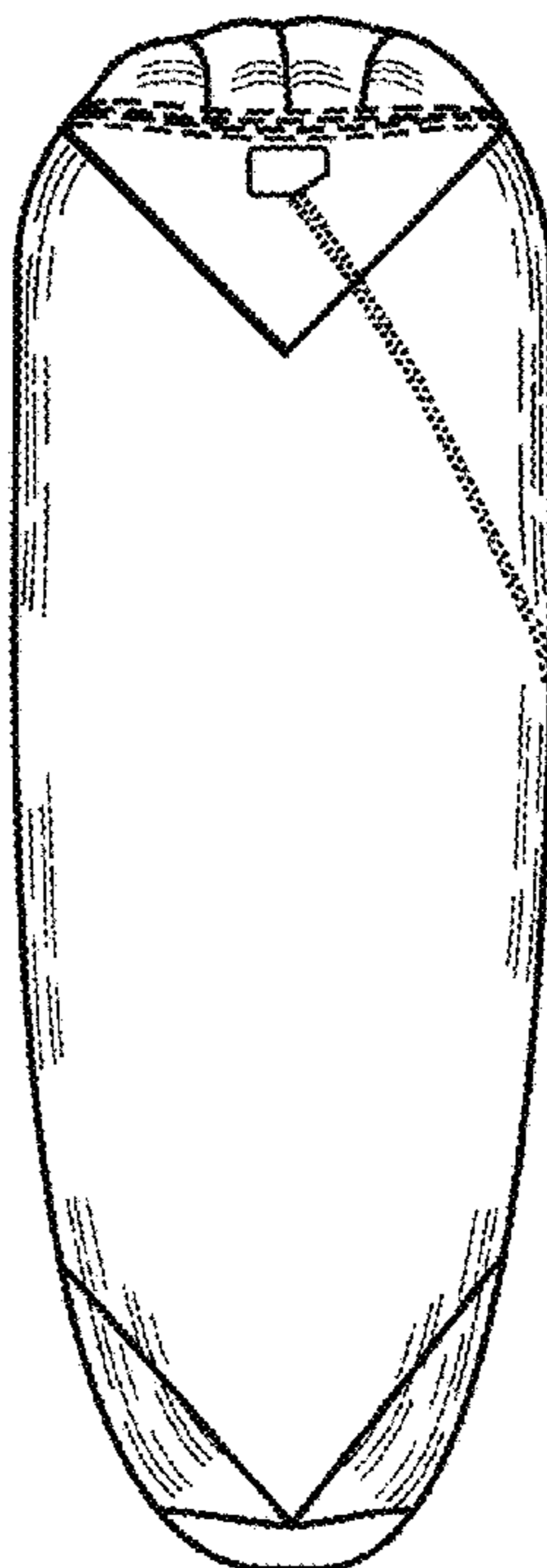


FIG.-3




FIG.-2


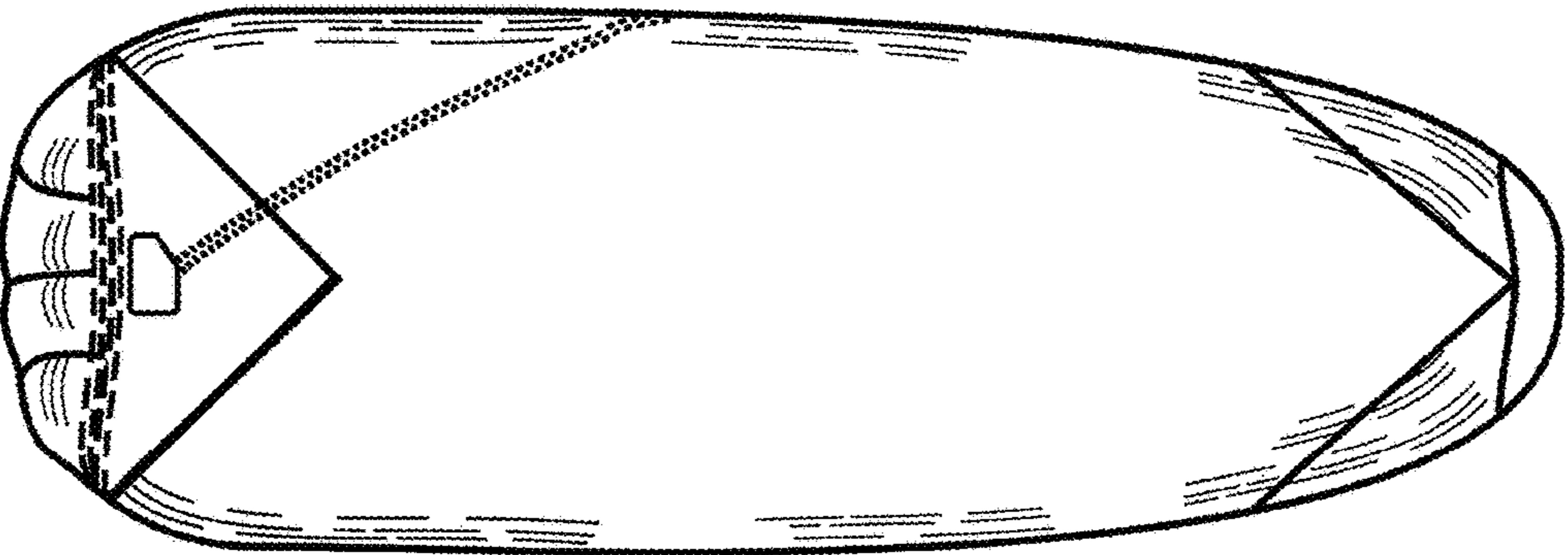


FIG.-1



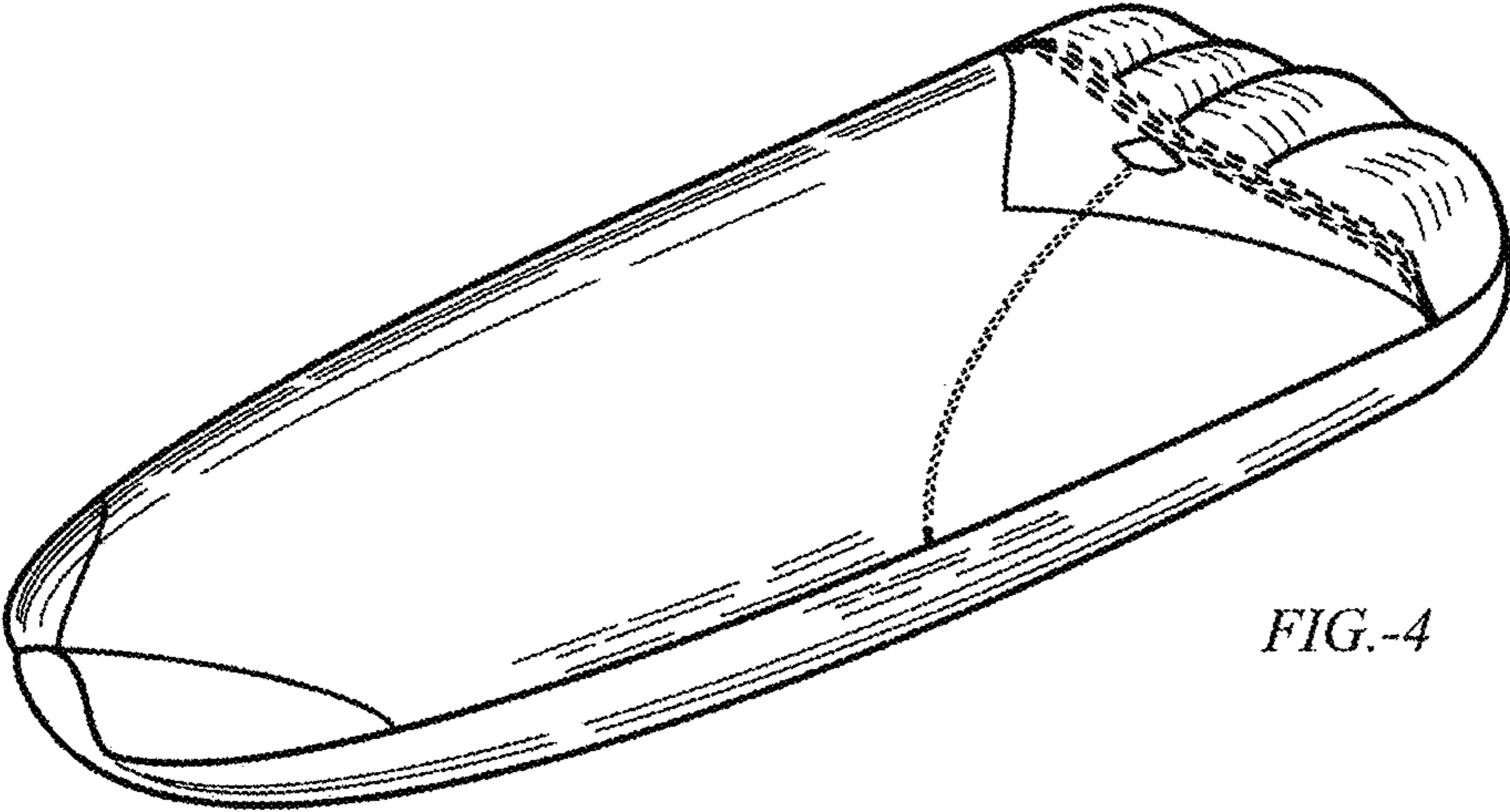


FIG.-4