

US00D793029S

(12) **United States Design Patent** (10) **Patent No.:** **US D793,029 S**
Dickson (45) **Date of Patent:** **** Aug. 1, 2017**

(54) **SIDE OPENING MALE UNDERPANT**
(71) Applicant: **Maloyce Dickson**, Dallas, TX (US)
(72) Inventor: **Maloyce Dickson**, Dallas, TX (US)
(**) Term: **15 Years**
(21) Appl. No.: **29/533,504**
(22) Filed: **Jul. 17, 2015**
(51) **LOC (10) Cl.** **02-01**
(52) **U.S. Cl.**
USPC **D2/712**
(58) **Field of Classification Search**
USPC D2/712, 713, 714, 715, 716, 731, 732,
D2/736, 734, 735, 737, 738, 739, 742,
D2/860, 863; D24/122, 124, 125, 126,
D24/127, 128, 189, 215
CPC .. A41B 9/00; A41B 9/001; A41B 9/02; A41B
9/004; A41B 17/00; A41B 2500/50; A41B
1/08; A41B 9/04; A41B 13/04
See application file for complete search history.

D693,090 S * 11/2013 Denning D2/712
D701,674 S * 4/2014 Denning D2/712
D702,917 S * 4/2014 White D2/712
D704,921 S * 5/2014 Tsou D2/712
D704,922 S * 5/2014 Hodges D2/712
D733,997 S * 7/2015 Brown D2/731
D741,045 S * 10/2015 Scherr D2/731
D743,670 S * 11/2015 Gust A41D 1/08
D2/738
D747,844 S * 1/2016 Dawson D2/712
D760,993 S * 7/2016 Dawkins D2/712
D764,143 S * 8/2016 Gallo D2/731
D768,357 S * 10/2016 White D2/731
D768,958 S * 10/2016 Dickson D2/712
2001/0002493 A1 * 6/2001 Wheeler A41B 9/08
2/236
2002/0116748 A1 * 8/2002 Lipsett A41D 1/06
2/227
2004/0221357 A1 * 11/2004 Roux A41D 1/04
2/69
2009/0118574 A1 * 5/2009 Stephenson A41B 9/04
600/38
2009/0204088 A1 8/2009 Stearman et al.
(Continued)

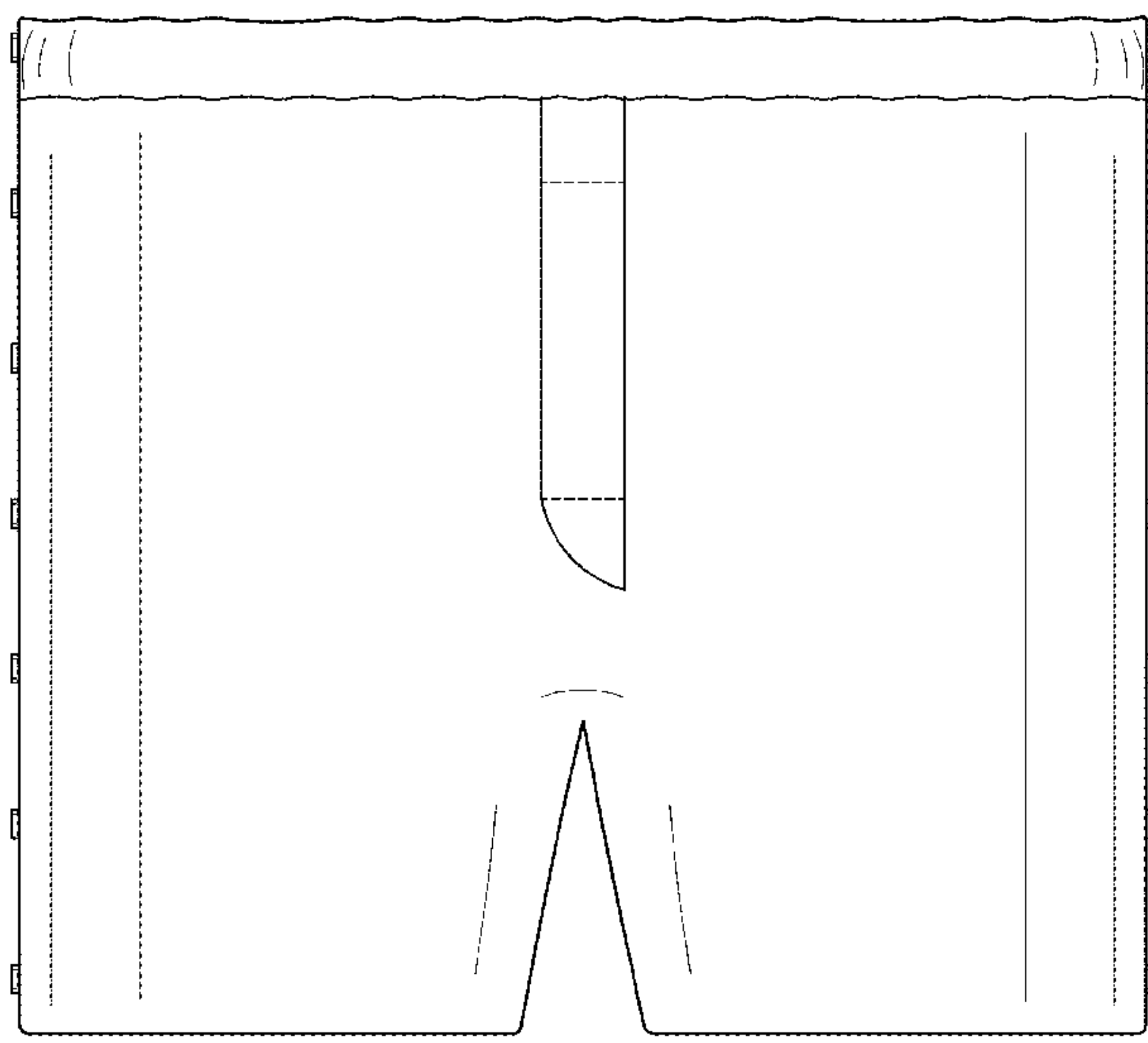
Primary Examiner — Mary Ann Calabrese
Assistant Examiner — Sloan Rozin

(56) **References Cited**
U.S. PATENT DOCUMENTS
4,145,763 A 3/1979 Abrams et al.
4,842,596 A * 6/1989 Kielpikowski ... A61F 13/49007
604/385.26
5,546,608 A 8/1996 Russano
5,572,737 A * 11/1996 Valice A41D 1/067
2/22
D377,557 S 1/1997 Jagger
5,983,404 A 11/1999 Jackson
6,560,786 B2 5/2003 Lipton
7,000,261 B1 2/2006 Loffredo
D585,182 S * 1/2009 Hodges D2/712
D668,840 S * 10/2012 McCray D2/738
D674,166 S * 1/2013 Wilson D2/738
D679,068 S * 4/2013 Denning D2/712
D679,070 S * 4/2013 Denning D2/712

(57) **CLAIM**
The ornamental design for a side opening male underpant, as shown and described.

DESCRIPTION
FIG. 1 is a front view of a side opening male underpant showing my new design;
FIG. 2 is a rear view thereof;
FIG. 3 is a left side view thereof;
FIG. 4 is a right side view thereof;
FIG. 5 is a top view thereof; and,
FIG. 6 is a bottom view thereof.
In the drawings, the broken lines represent stitching.

1 Claim, 4 Drawing Sheets



(56)

References Cited

U.S. PATENT DOCUMENTS

2012/0054946 A1 3/2012 Griffith et al.
2012/0123376 A1 5/2012 Alves

* cited by examiner

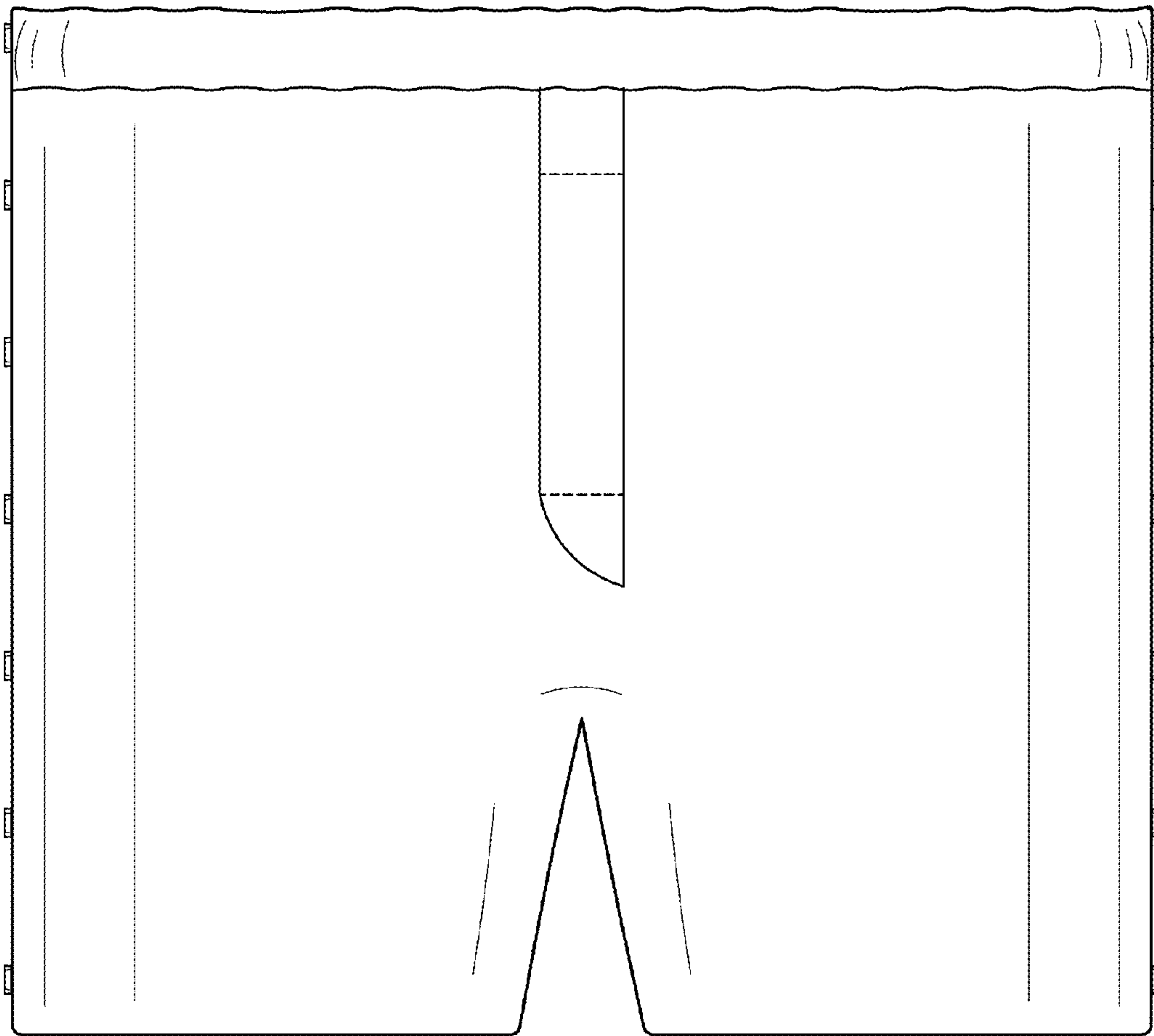


FIG. 1

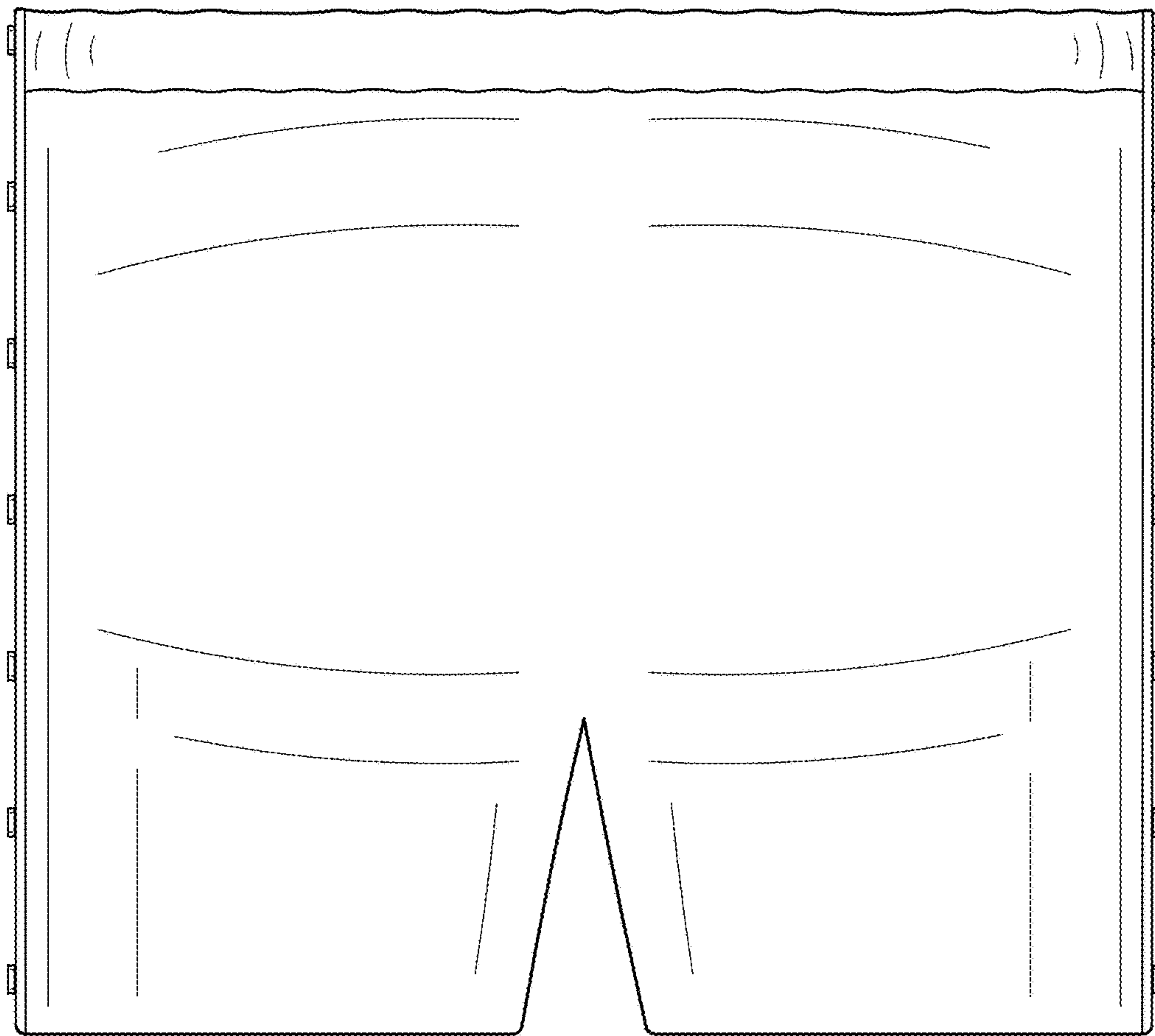


FIG. 2

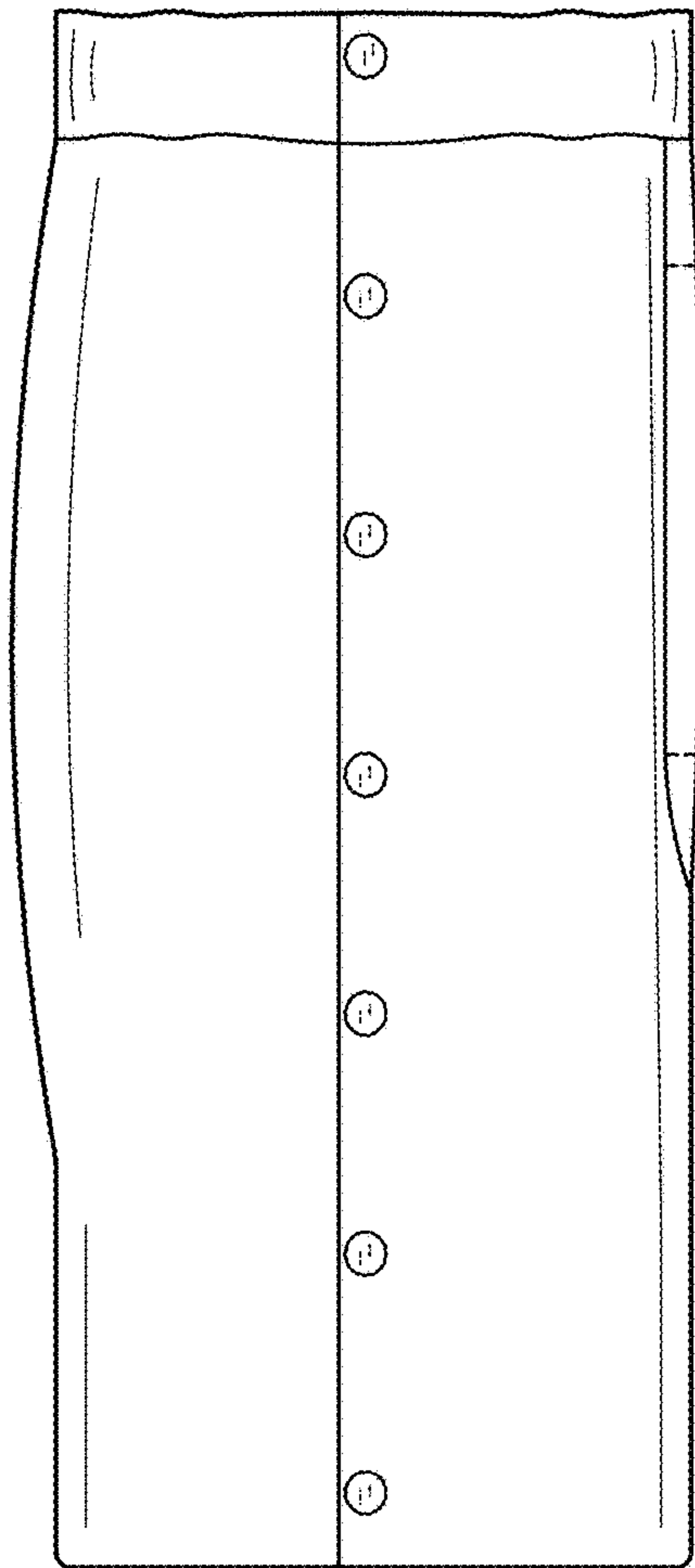


FIG. 3

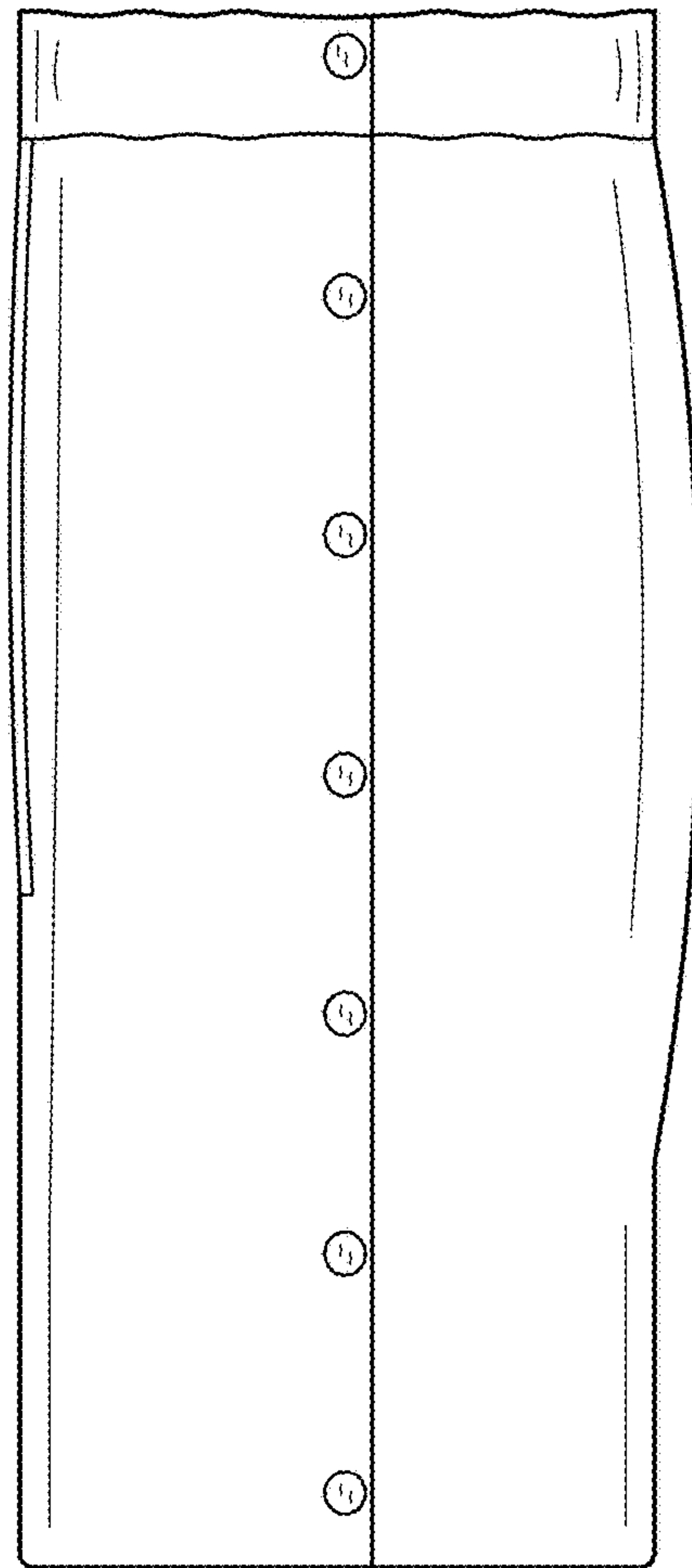


FIG. 4

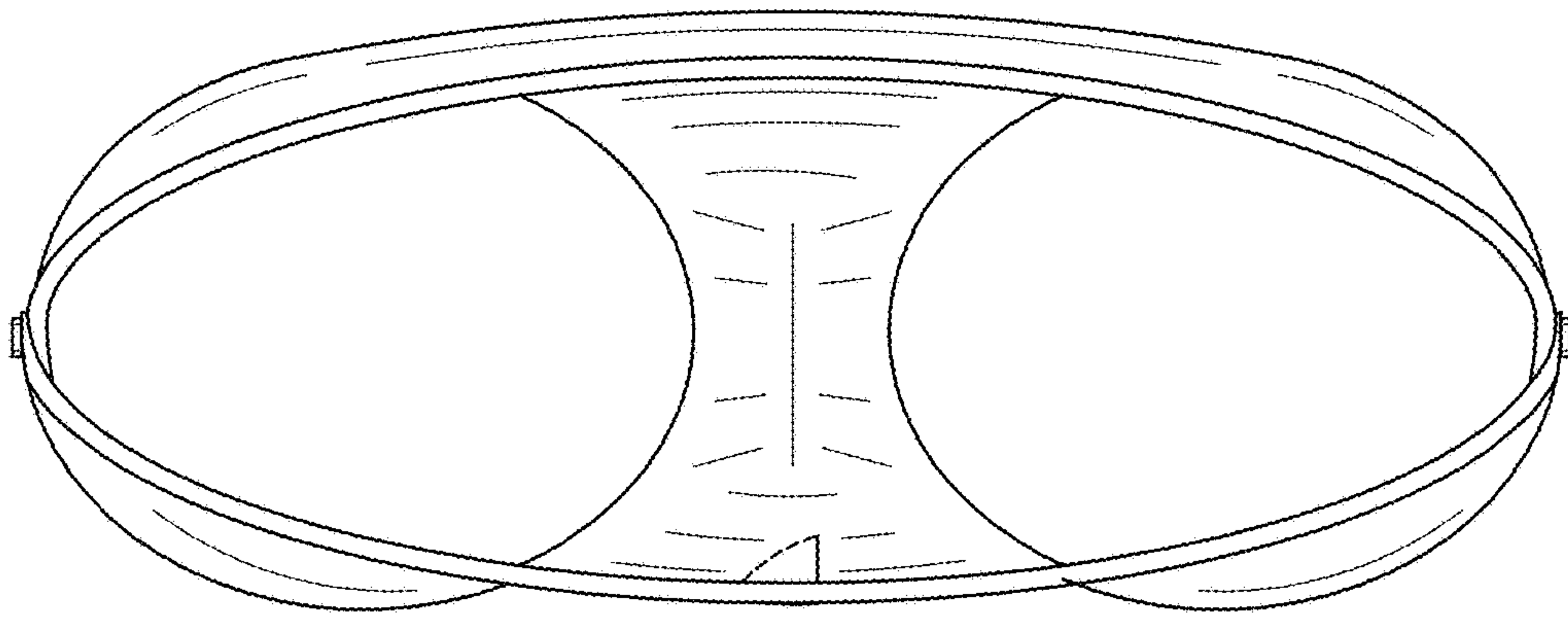


FIG. 5

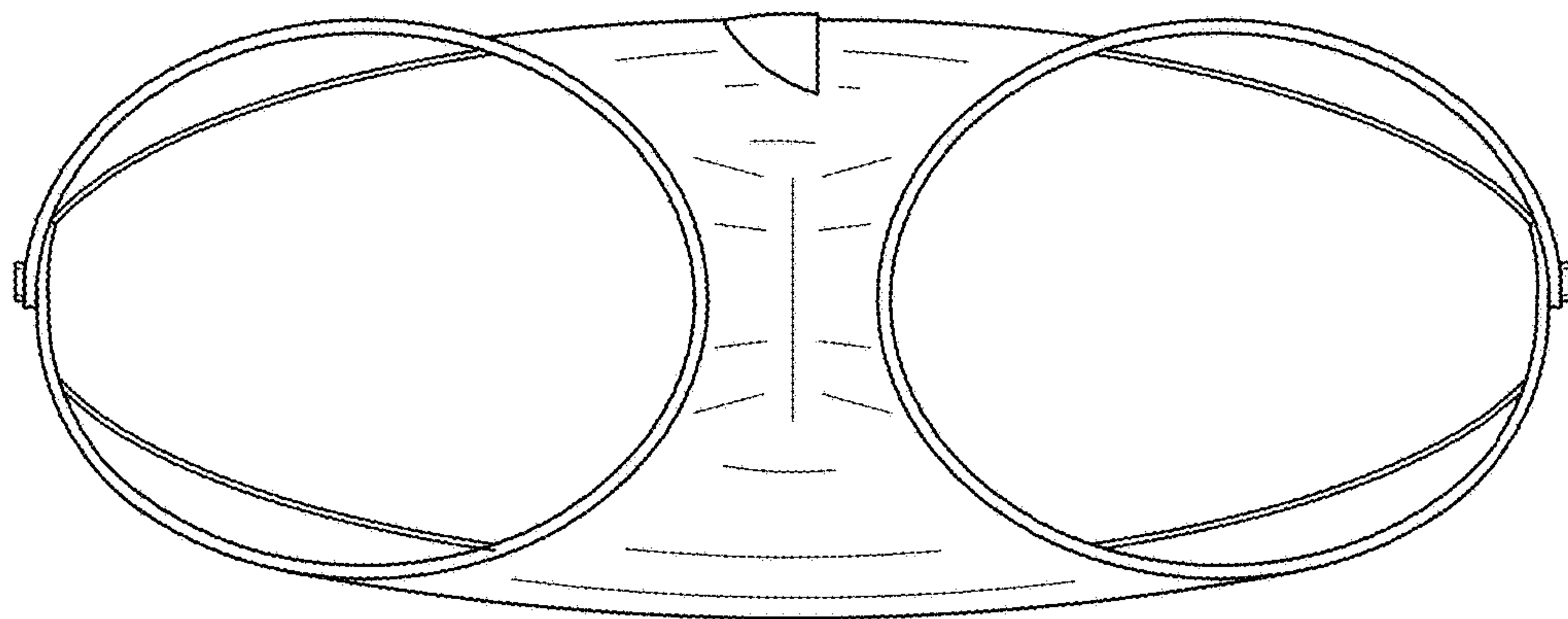


FIG. 6