



US00D793020S

(12) **United States Design Patent** (10) **Patent No.:** **US D793,020 S**  
**Day** (45) **Date of Patent:** **\*\* Jul. 25, 2017**

(54) **IRON SOLEPLATE**  
(71) Applicant: **Sunbeam Products, Inc.**, Boca Raton, FL (US)  
(72) Inventor: **Adam Day**, Boynton Beach, FL (US)  
(73) Assignee: **Sunbeam Products, Inc.**, Boca Raton, FL (US)  
(\*\*) Term: **15 Years**  
(21) Appl. No.: **29/579,478**

D588,771 S \* 3/2009 Powell ..... D32/71  
D589,223 S \* 3/2009 Valcke ..... D32/71  
D599,071 S \* 8/2009 Massip ..... D32/71  
D621,116 S \* 8/2010 Massip ..... D32/71  
D629,171 S \* 12/2010 Massip ..... D32/71  
D630,399 S \* 1/2011 Koehler ..... D32/71  
D634,500 S \* 3/2011 Walther ..... D32/71  
D635,317 S \* 3/2011 Renault ..... D32/71  
D638,187 S \* 5/2011 Choi ..... D32/71  
D643,170 S \* 8/2011 Renault ..... D32/71  
D656,286 S \* 3/2012 Spatz ..... D32/71  
D676,211 S \* 2/2013 Sirard ..... D32/71  
D700,414 S \* 2/2014 Spatz ..... D32/71  
D708,410 S \* 7/2014 Yamauchi ..... D32/71  
D732,257 S \* 6/2015 Caradiat ..... D32/71

\* cited by examiner

(22) Filed: **Sep. 30, 2016**  
(51) **LOC (10) Cl.** ..... **07-05**  
(52) **U.S. Cl.**  
USPC ..... **D32/71**  
(58) **Field of Classification Search**  
USPC ..... D32/70, 71, 73, 72, 69, 68, 35; 392/404;  
38/97, 96, 93, 88, 77.9, 77.83, 77.82,  
38/77.81, 77.8, 77.7, 77.6, 77.5, 77.3,  
38/77.1; 219/251, 245, 257  
CPC ..... D06F 75/34; D06F 75/08; D06F 75/38;  
D06F 75/00; F22B 27/14; B08B 3/006  
See application file for complete search history.

*Primary Examiner* — Austin Murphy  
(74) *Attorney, Agent, or Firm* — Michael J. Corrigan

(57) **CLAIM**

The ornamental design for the iron soleplate, as shown and described.

**DESCRIPTION**

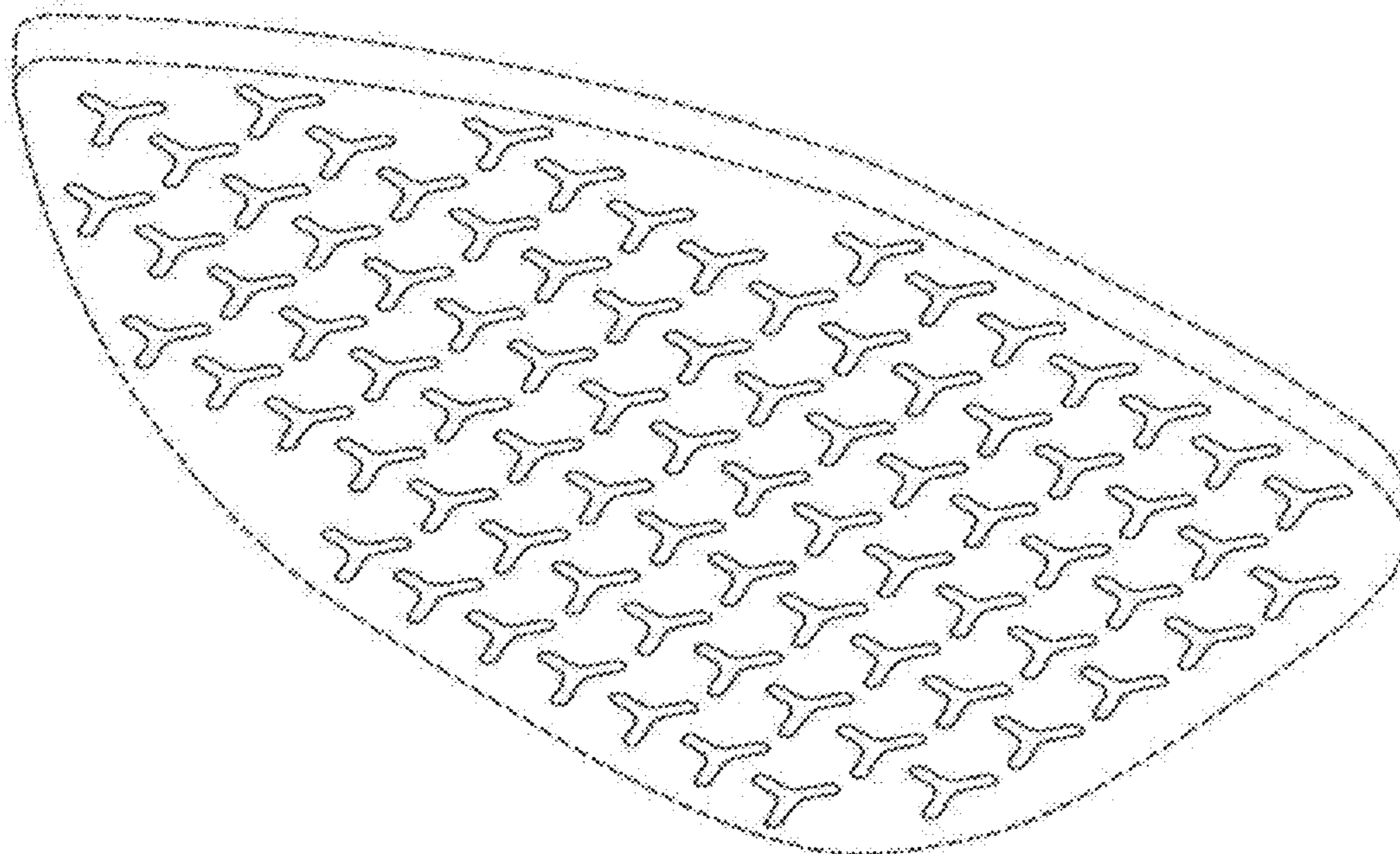
FIG. 1 is a bottom perspective view of a first embodiment of an iron soleplate;  
FIG. 2 is a bottom edge view thereof;  
FIG. 3 is a side view thereof;  
FIG. 4 is a bottom view thereof;  
FIG. 5 is a bottom perspective view of a second embodiment of the iron soleplate of FIG. 1; and,  
FIG. 6 is a bottom view thereof.  
The broken lines depict portions of the iron soleplate, that form no part of the claimed design.

(56) **References Cited**

U.S. PATENT DOCUMENTS

D441,158 S \* 4/2001 Stutzer ..... D32/71  
D441,931 S \* 5/2001 Powell ..... D32/71  
D516,765 S \* 3/2006 Lee ..... D32/71  
D519,699 S \* 4/2006 Lee ..... D32/71  
D560,322 S \* 1/2008 Massip ..... D32/71  
D565,822 S \* 4/2008 Renault ..... D32/71  
D587,872 S \* 3/2009 Renault ..... D32/71

**1 Claim, 2 Drawing Sheets**



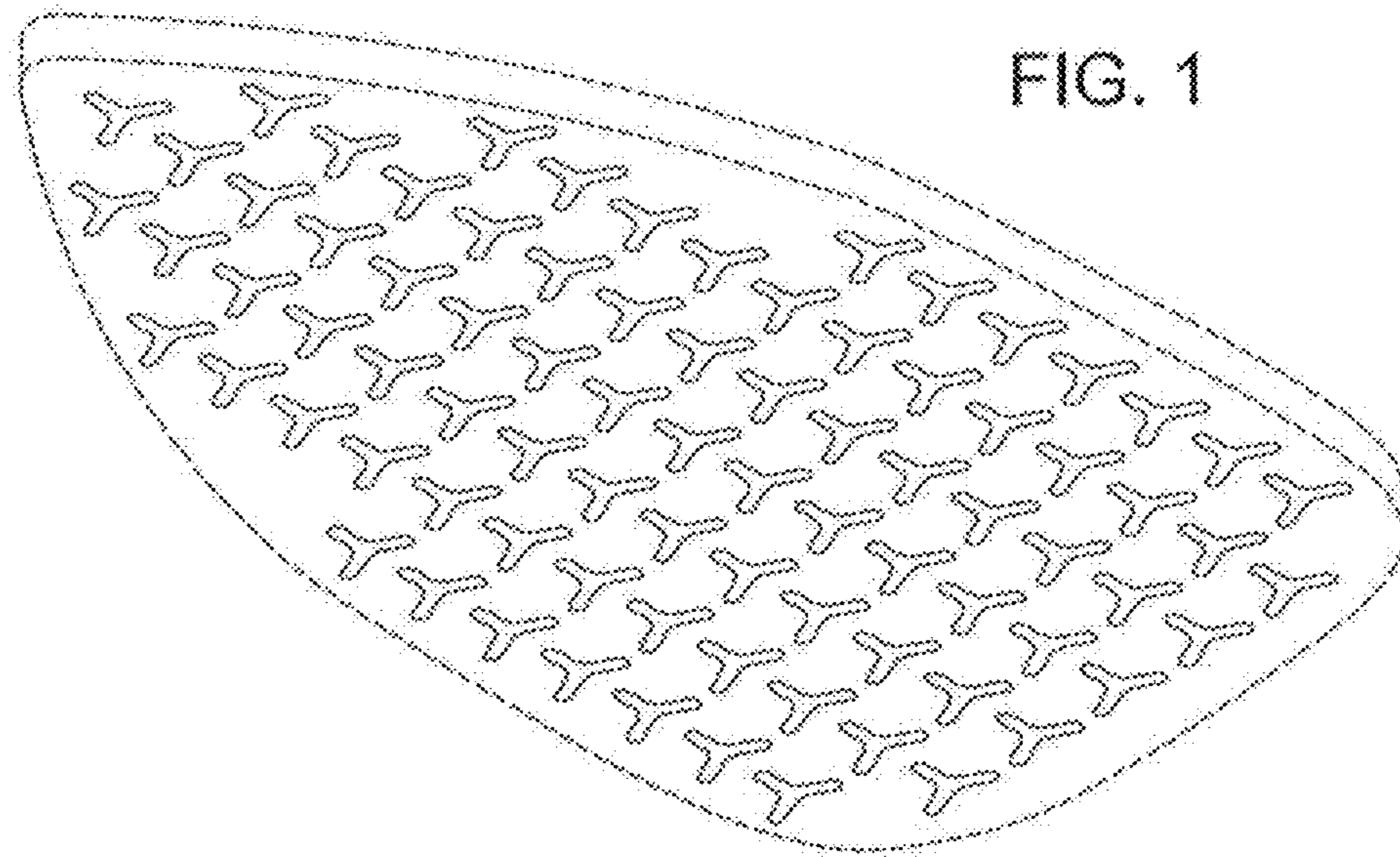


FIG. 1

FIG. 2




FIG. 3




FIG. 4

