



US00D793014S

(12) **United States Design Patent**
Yoon et al.

(10) **Patent No.:** **US D793,014 S**
(45) **Date of Patent:** **** Jul. 25, 2017**

(54) **VACUUM CLEANER**

(71) Applicant: **Samsung Electronics Co., Ltd.**,
Suwon-si (KR)

(72) Inventors: **Sanghun Yoon**, Seoul (KR);
Kyoungmin Lee, Goyang-si (KR);
Cheolyeon Jo, Seoul (KR); **Seokwoo Kim**, Seoul (KR)

(73) Assignee: **SAMSUNG ELECTRONICS CO., LTD.**, Suwon-si (KR)

(**) Term: **15 Years**

(21) Appl. No.: **29/548,266**

(22) Filed: **Dec. 11, 2015**

(30) **Foreign Application Priority Data**

Jun. 11, 2015 (KR) 30-2015-0029323

(51) **LOC (10) Cl.** **15-05**

(52) **U.S. Cl.**
USPC **D32/31**

(58) **Field of Classification Search**
USPC D32/17-18, 22, 31, 34, 45, 50-51;
D8/374, 323, 325
CPC A47L 5/24; A47L 5/28; A47L 5/34; A47L
7/0038; A47L 9/325; A47L 9/02; A47L
11/34; A47L 11/4086; A47L 13/26; A47L
13/225; A47L 13/22; B08B 9/0323; A23C
3/031
See application file for complete search history.

(56) **References Cited**

U.S. PATENT DOCUMENTS

D486,616 S * 2/2004 Hall D32/45
D631,217 S * 1/2011 Lavy D32/45
D656,283 S * 3/2012 Lavy D32/45
D664,314 S * 7/2012 Li D32/17
D672,516 S * 12/2012 Ediger D32/17

D673,337 S * 12/2012 Chow D32/45
D683,093 S * 5/2013 Kim D32/22
D686,378 S * 7/2013 Luedke D32/31
D690,062 S * 9/2013 Luedke D32/17
D711,058 S * 8/2014 Crawley D32/45
D728,878 S * 5/2015 Johnson D32/31
D739,104 S * 9/2015 Johnson D32/31
D765,332 S * 8/2016 Niedzwecki D32/45
D766,527 S * 9/2016 Niedzwecki D32/45

(Continued)

FOREIGN PATENT DOCUMENTS

CN 302967353 S 10/2014
CN 302993697 S 11/2014

OTHER PUBLICATIONS

<http://www.amazon.com/electrolux-zb3013-ergorapido-lithium/dp/B00feetf8a> (Last accessed Dec. 23, 2015).

Primary Examiner — Ruth McInroy

(74) *Attorney, Agent, or Firm* — McAndrews Held & Malloy, Ltd.

(57) **CLAIM**

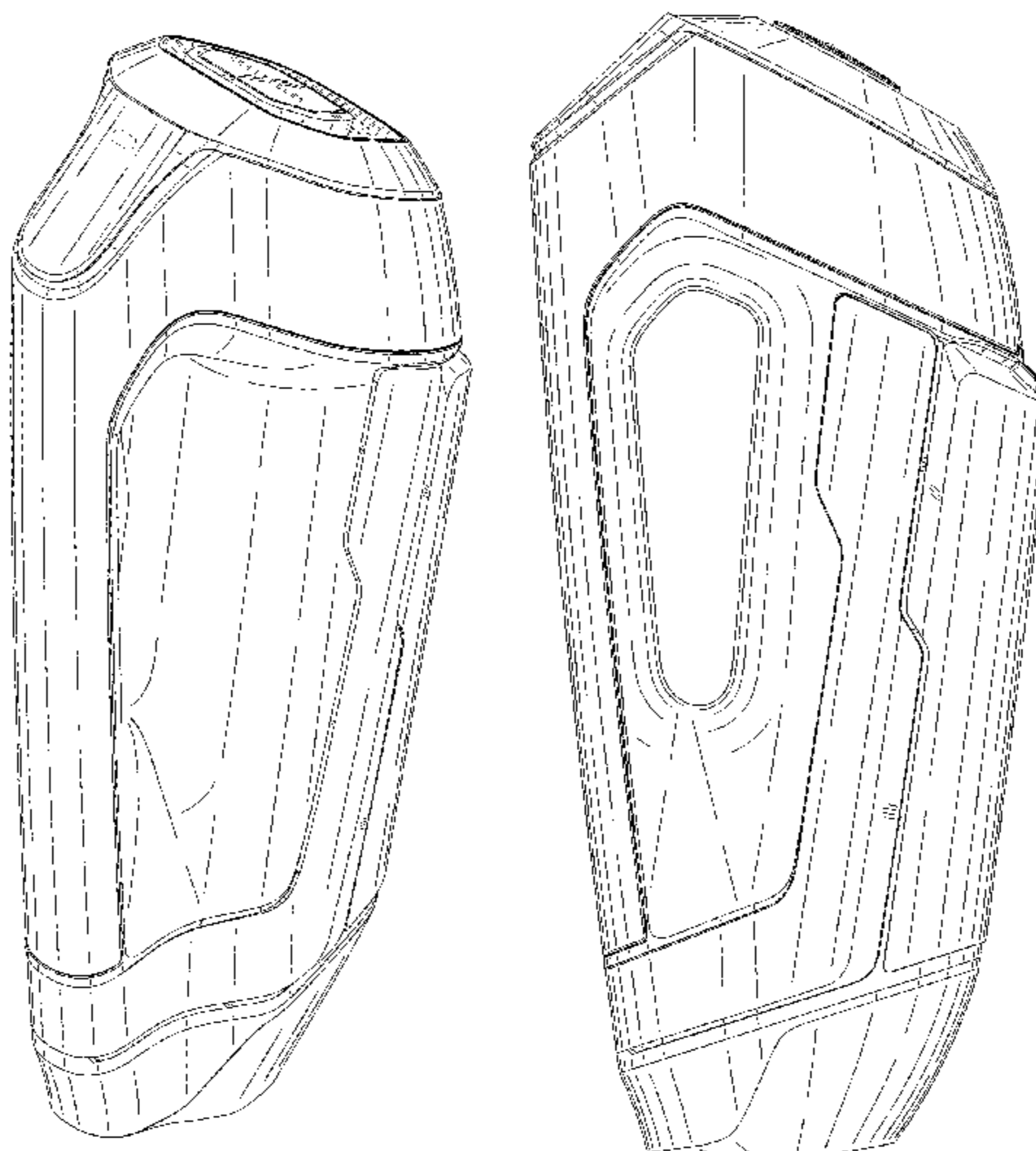
The ornamental design for a vacuum cleaner, as shown and described.

DESCRIPTION

FIG. 1 is a front perspective view of a vacuum cleaner showing our new design;
FIG. 2 is a front elevation view thereof;
FIG. 3 is a rear elevation view thereof;
FIG. 4 is a left-side elevation view thereof;
FIG. 5 is a right-side elevation view thereof;
FIG. 6 is a top plan view thereof;
FIG. 7 is a bottom plan view thereof; and,
FIG. 8 is a rear perspective view thereof.

The broken lines in the drawings illustrate portions of the vacuum cleaner that form no part of the claimed design.

1 Claim, 8 Drawing Sheets



(56)

References Cited

U.S. PATENT DOCUMENTS

2014/0076368 A1* 3/2014 Hansen A47L 13/16
134/105
2015/0230683 A1* 8/2015 Pears A47L 13/225
15/320
2016/0374533 A1* 12/2016 Innes A47L 13/22
15/319

* cited by examiner

FIG. 1



FIG. 2

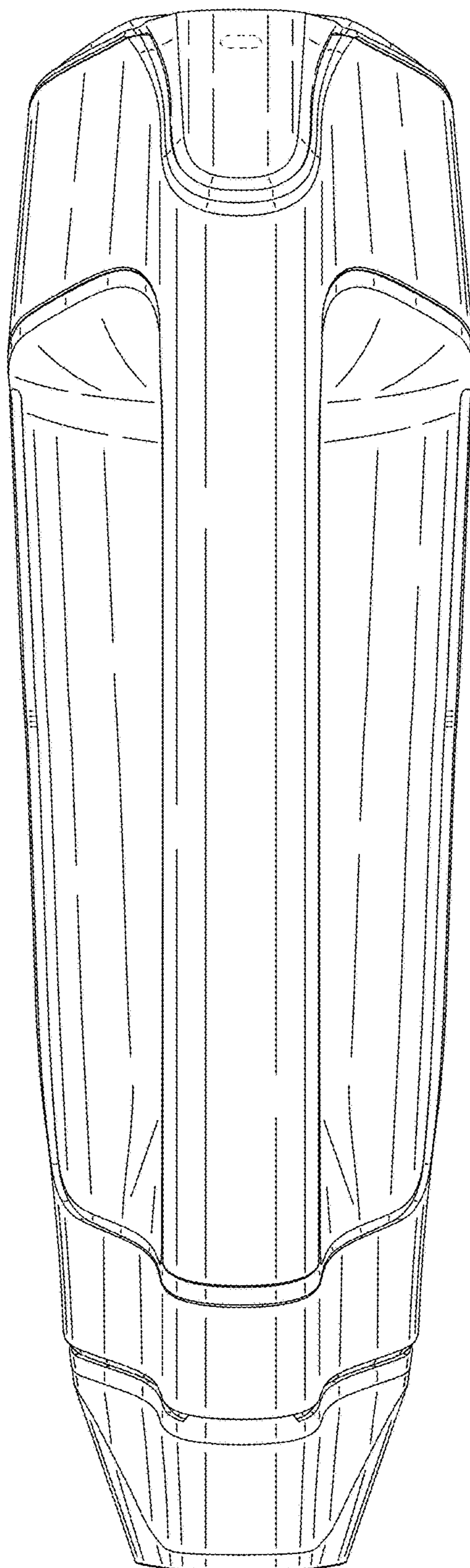


FIG. 3

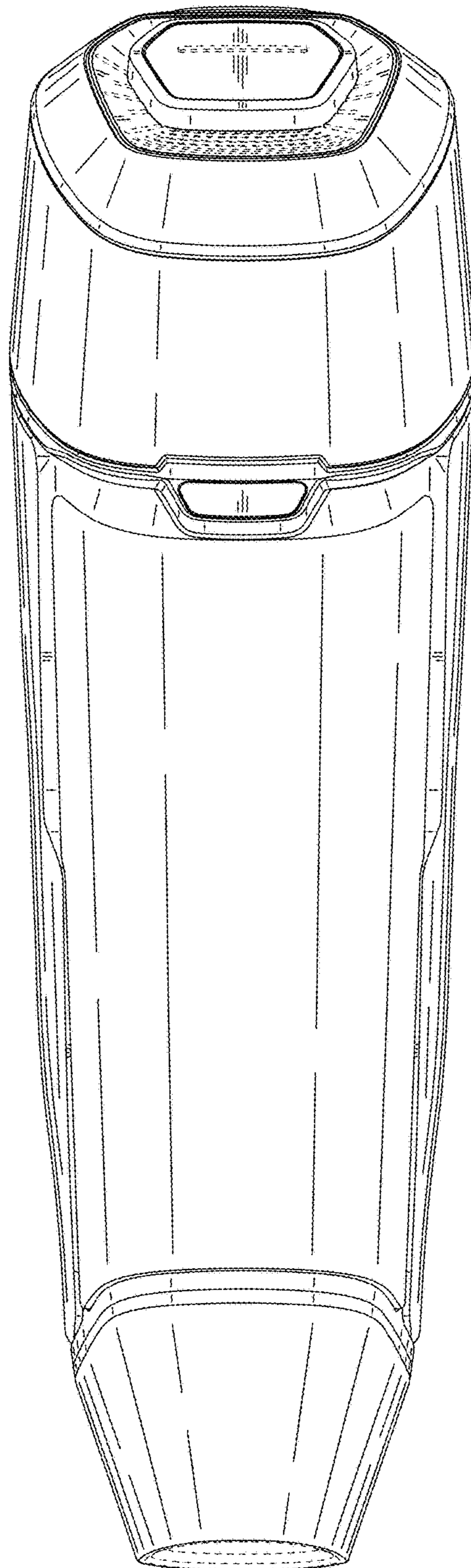


FIG. 4

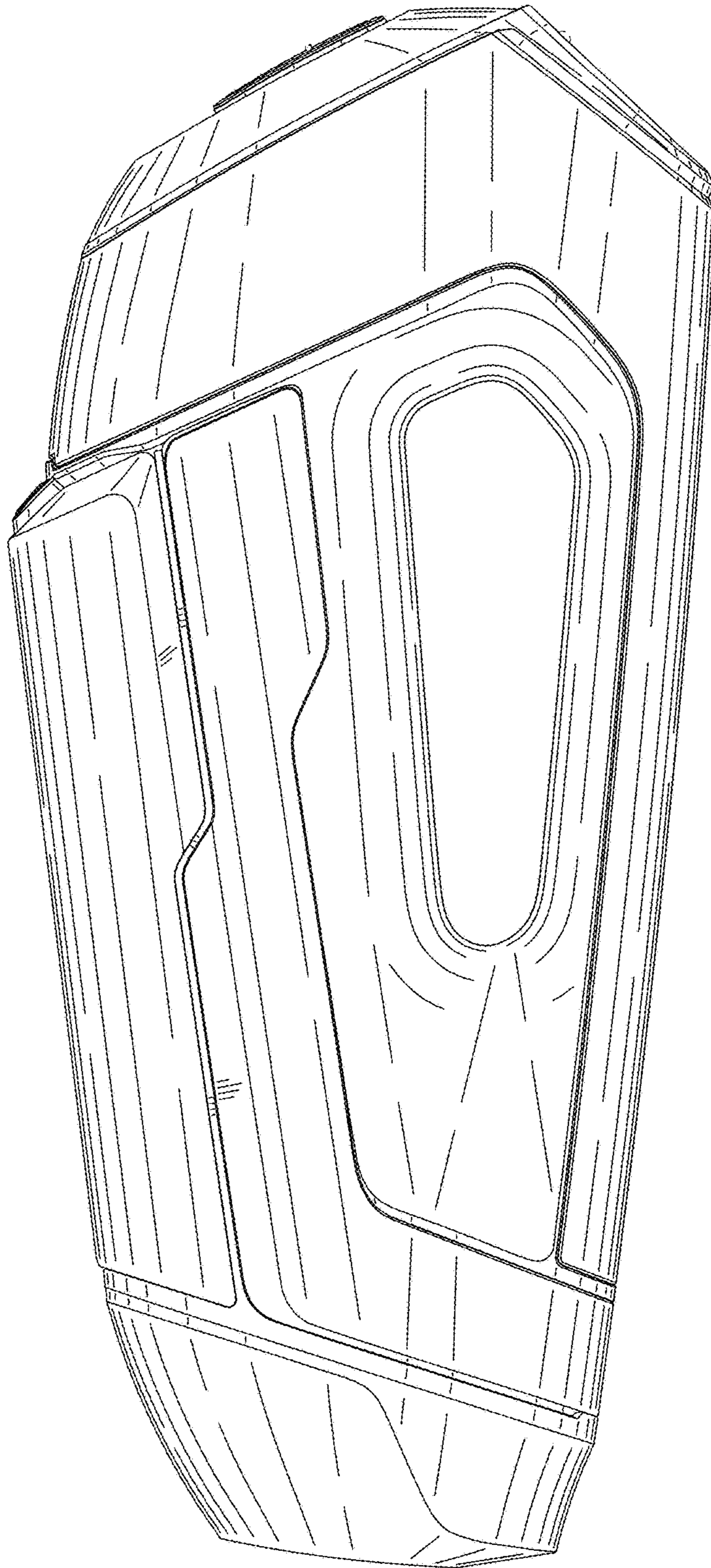


FIG. 5

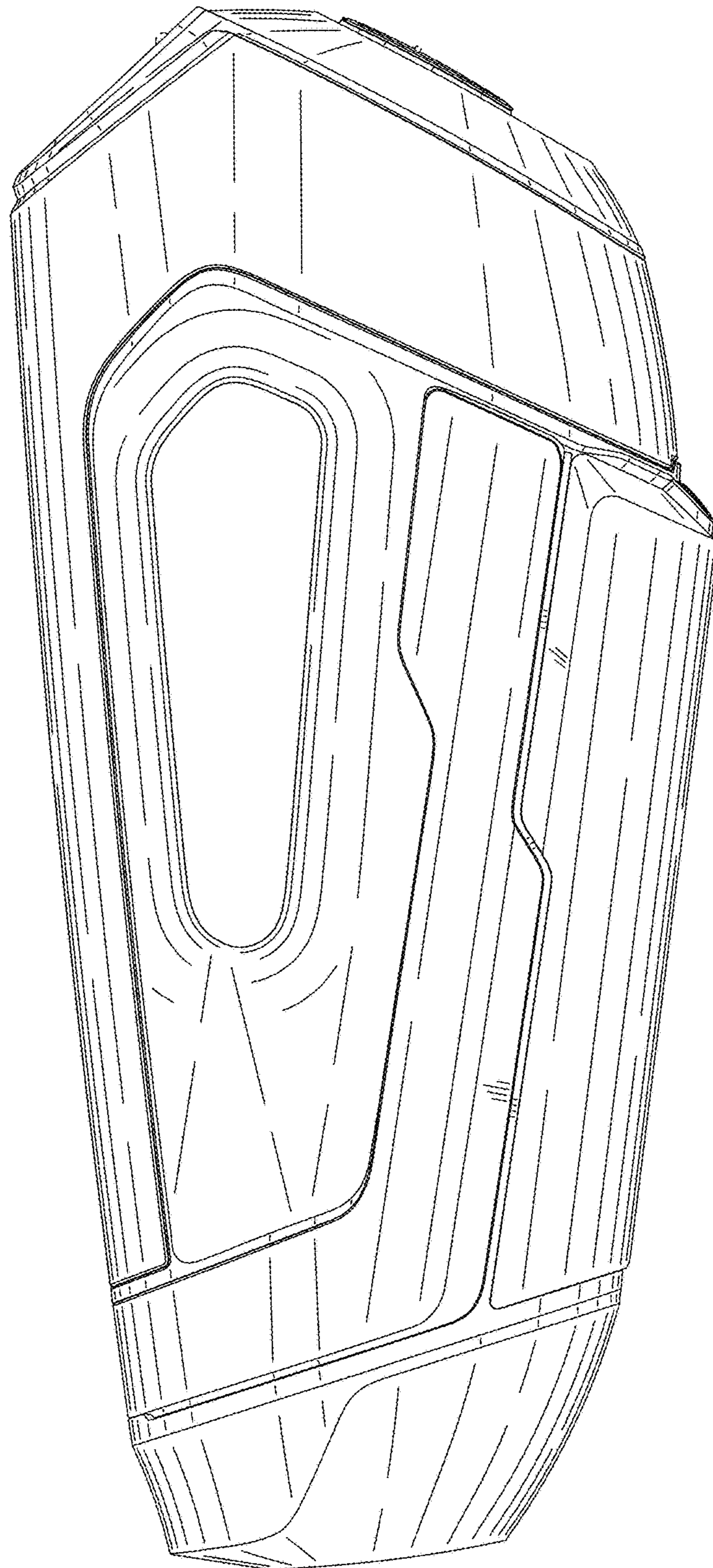


FIG. 6

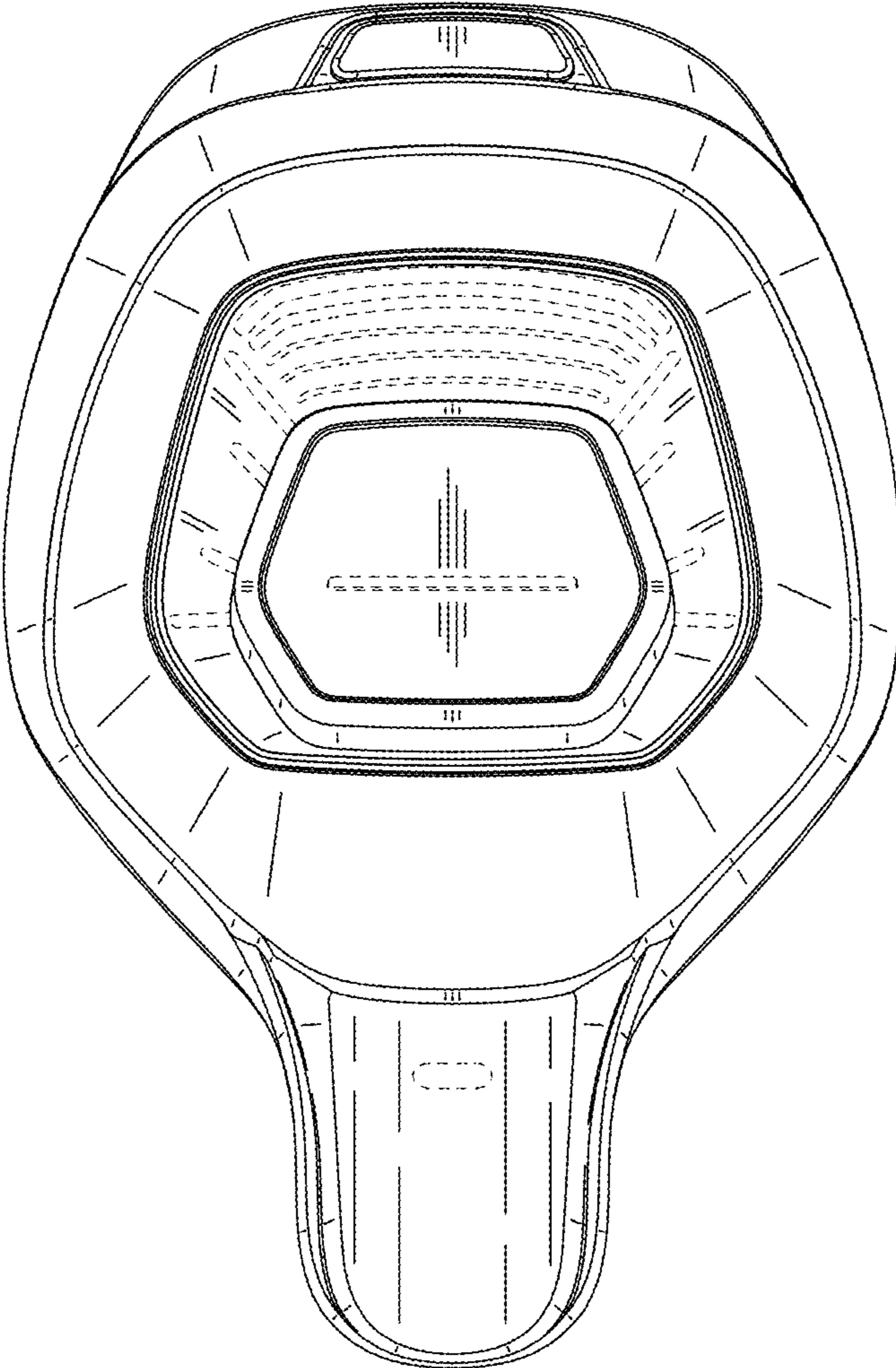


FIG. 7

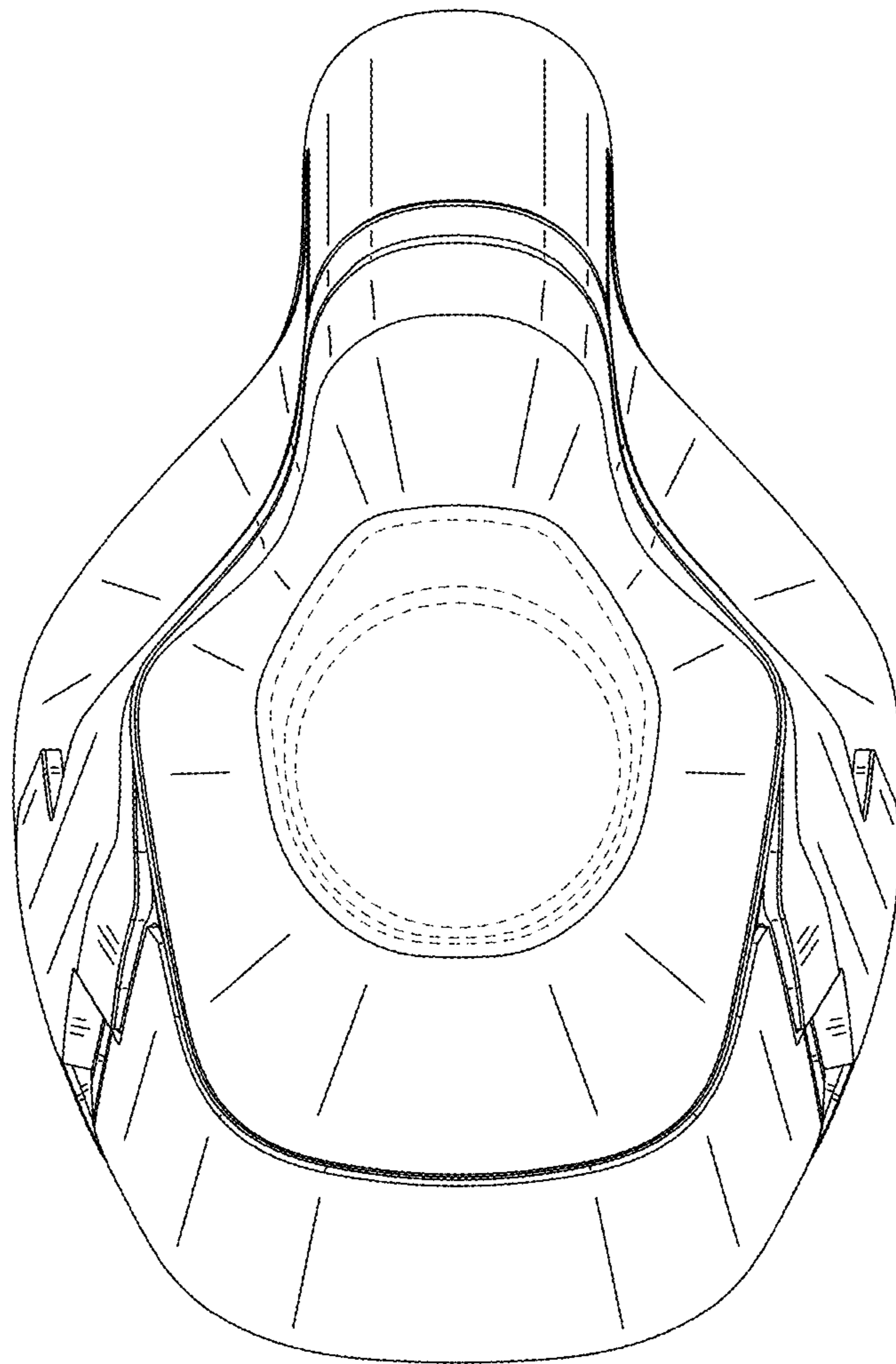


FIG. 8

