

US00D792985S

(12) **United States Design Patent** (10) **Patent No.:** **US D792,985 S**
Jones (45) **Date of Patent:** **** Jul. 25, 2017**

(54) **SHUTTER ASSEMBLY**

(71) Applicant: **Ron Jones**, Greeneville, TN (US)

(72) Inventor: **Ron Jones**, Greeneville, TN (US)

(**) Term: **15 Years**

(21) Appl. No.: **29/547,792**

(22) Filed: **Dec. 8, 2015**

(51) **LOC (10) Cl.** **25-02**

(52) **U.S. Cl.**
USPC **D25/48.1**

(58) **Field of Classification Search**
USPC D25/48.1, 48.3, 48.4, 48.8; 160/133,
160/187, 229.1, 235, 236, 273.1

(Continued)

(56) **References Cited**

U.S. PATENT DOCUMENTS

876,593 A * 1/1908 Rush E06B 9/15
160/235
1,632,219 A * 6/1927 Deller E06B 9/15
160/235

(Continued)

Primary Examiner — Susan Bennett Hattan
Assistant Examiner — Leanne Was-Englehart
(74) *Attorney, Agent, or Firm* — Dority & Manning, P.A.

(57) **CLAIM**

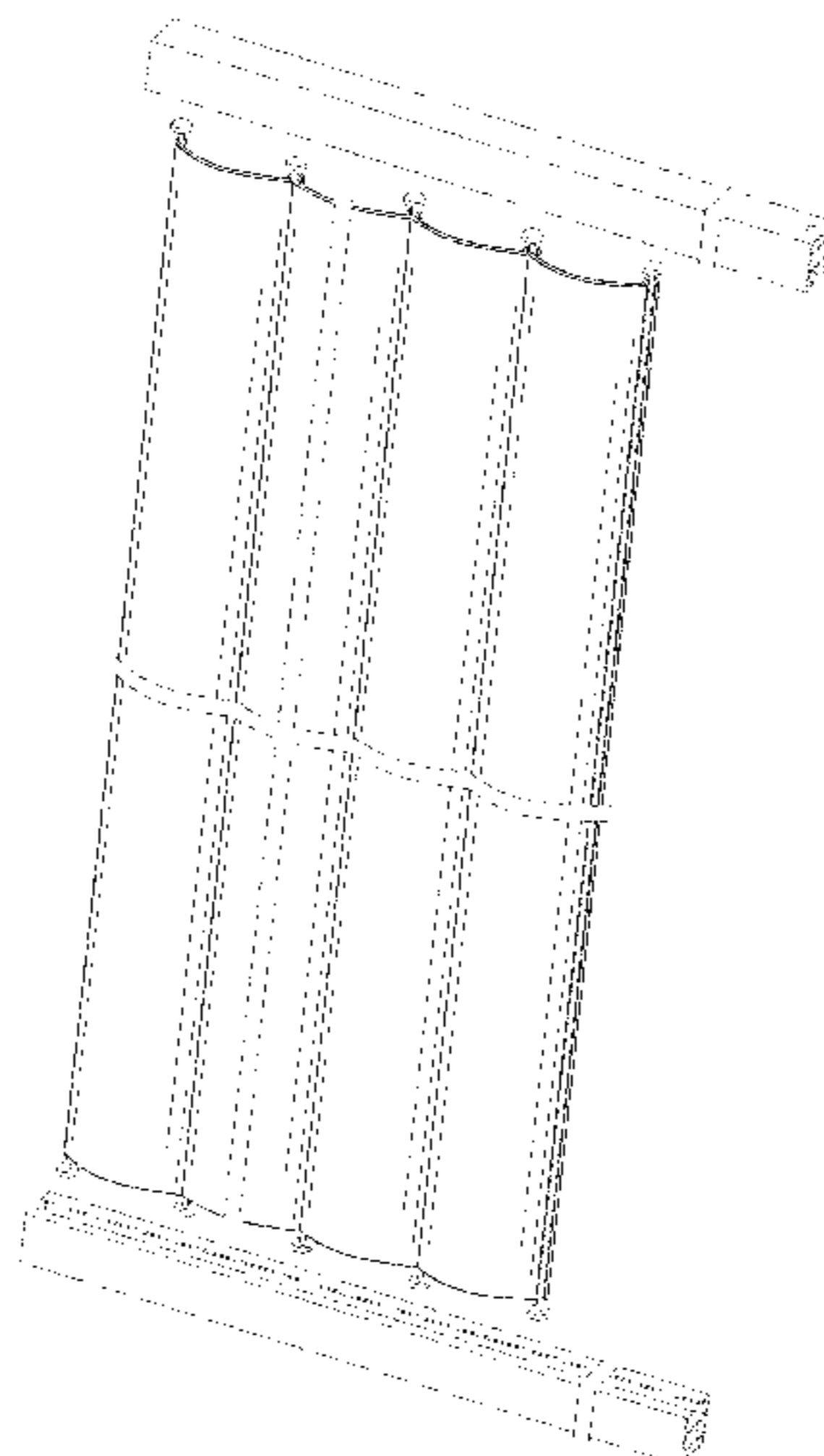
The ornamental design for a shutter assembly, as shown and described.

DESCRIPTION

FIG. 1 is a perspective view of the shutter assembly according to the present design;
FIG. 2 is a front view of the slat of the shutter assembly illustrated in FIG. 1 showing the slats of the shutter assembly according to the present design;

FIG. 3 is a rear view of the slats of the shutter assembly illustrated in FIG. 1 showing the slats of the shutter assembly according to the present design;
FIG. 4 is a first side view of the slats of the shutter assembly illustrated in FIG. 1 showing a right side of the slats of the shutter assembly according to the present design;
FIG. 5 is a second and opposite side view of the slats of the shutter assembly illustrated in FIG. 1 showing a left side the slats of the shutter assembly according to the present design;
FIG. 6 is a top view of the slats of the shutter assembly illustrated in FIG. 1 showing the slats of the shutter assembly according to the present design;
FIG. 7 is a bottom view of the slats of the shutter assembly illustrated in FIG. 1 showing the slats of the shutter assembly according to the present design; and
FIG. 8 is a front view of the rails of the shutter assembly illustrated in FIG. 1 showing the rails of the shutter assembly according to the present design;
FIG. 9 is a rear view of the rails of the shutter assembly illustrated in FIG. 1 showing the rails of the shutter assembly according to the present design;
FIG. 10 is a top view of the rails of the shutter assembly illustrated in FIG. 1 showing the rails of the shutter assembly according to the present design;
FIG. 11 is a bottom view of the rails of the shutter assembly illustrated in FIG. 1 showing the rails of the shutter assembly according to the present design;
FIG. 12 is a first side view of the rails of the shutter assembly illustrated in FIG. 1 showing a right side of the rails of the shutter assembly according to the present design; and
FIG. 13 is a second and opposite side view of the rails of the shutter assembly illustrated in FIG. 1 showing a left side the rails of the shutter assembly according to the present design.
The claimed design comprises the elements shown in solid lines. The broken lines in the drawings represent either portions of the shutter assembly that form no part of the claimed design, or environmental subject matter that forms no part of the claimed design. Additionally, the shutter assembly is shown with symbolic breaks in width and length. The appearance of any portion of the article between the break lines forms no part of the claimed design. The broken lines form no part of the claimed design.

1 Claim, 8 Drawing Sheets



(58) **Field of Classification Search**

CPC . E06B 9/02; E06B 9/04; E06B 9/0638; E06B
9/15; E06B 2009/005; E06B 2009/1505;
E06B 2009/1544

See application file for complete search history.

(56) **References Cited**

U.S. PATENT DOCUMENTS

2,808,626	A	10/1957	Sassano	
D334,986	S *	4/1993	Robinson	D25/48.1
D334,987	S *	4/1993	Robinson	D25/48.1
5,253,694	A	10/1993	Bernardo	
5,472,037	A	12/1995	Hoffman	
5,740,850	A	4/1998	Hoffman	
5,957,186	A	9/1999	Boswell	
6,095,225	A *	8/2000	Miller	E06B 9/15 160/133
7,409,980	B1	8/2008	Heissenberg	
D601,716	S *	10/2009	Konrad	D25/48.4
8,496,042	B1	7/2013	Motosko et al.	
D750,276	S *	2/2016	Hicks	D25/48.4
2007/0006980	A1	1/2007	Zabala et al.	
2007/0084138	A1	4/2007	Cassista et al.	

* cited by examiner

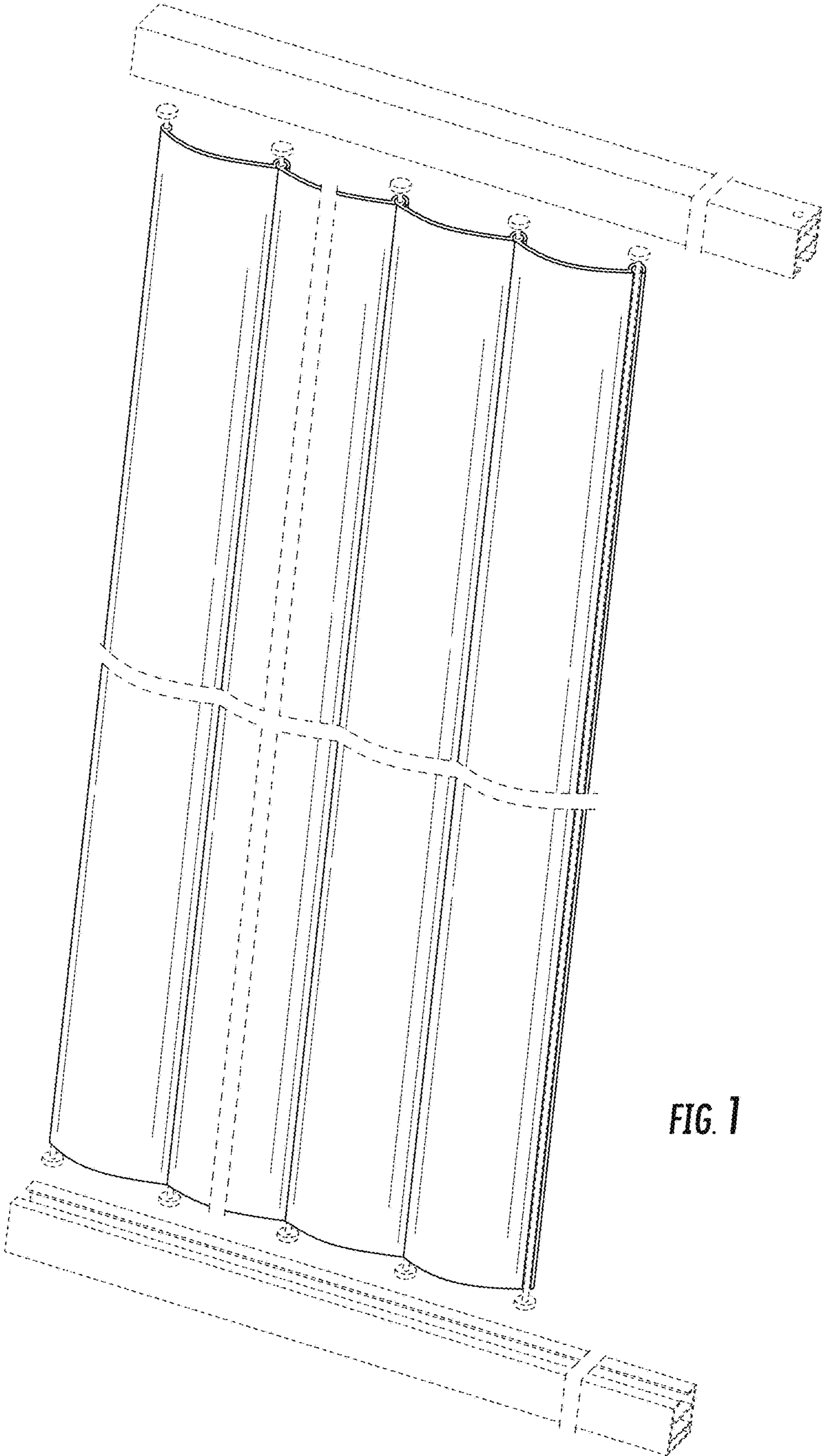


FIG. 1




FIG. 2

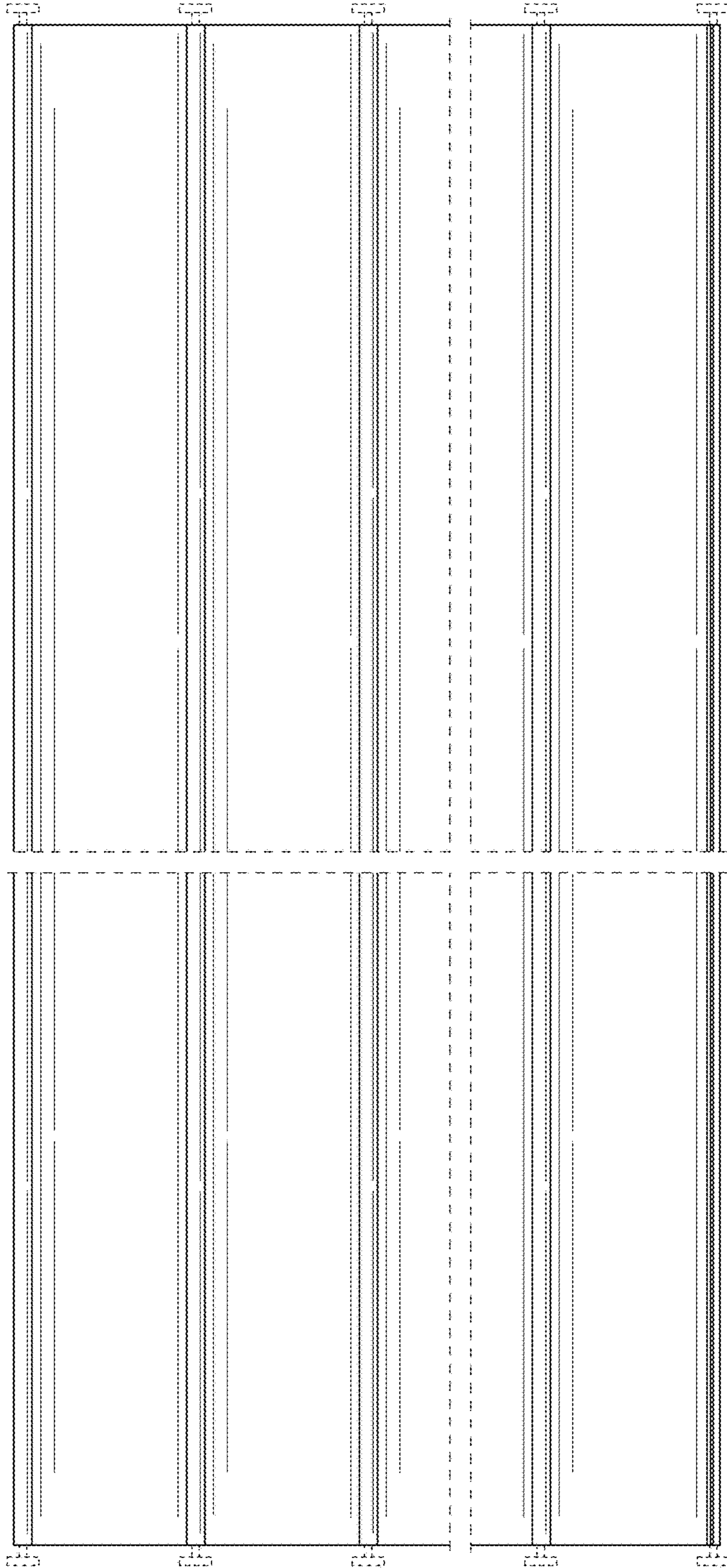


FIG. 3

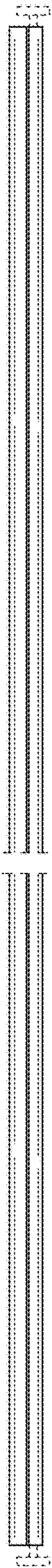


FIG. 4




FIG. 5



FIG. 6



FIG. 7



FIG. 8



FIG. 9



FIG. 10



FIG. 11




FIG. 12

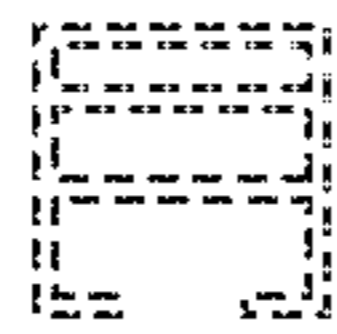


FIG. 13