



US00D792977S

(12) **United States Design Patent** (10) **Patent No.:** **US D792,977 S**  
**Riesinger** (45) **Date of Patent:** **\*\* Jul. 25, 2017**

(54) **MEDICAL DRESSING**  
(75) Inventor: **Birgit Riesinger**, Munster (DE)  
(73) Assignee: **BSN Medical GmbH**, Hamburg (DE)  
(\*\*) Term: **14 Years**  
(21) Appl. No.: **29/426,456**  
(22) Filed: **Jul. 5, 2012**

(30) **Foreign Application Priority Data**

Jan. 5, 2012 (EM) ..... 001971821-0001

(51) **LOC (10) Cl.** ..... **24-04**

(52) **U.S. Cl.**  
USPC ..... **D24/189**

(58) **Field of Classification Search**  
USPC ..... D24/189; 602/41, 42, 43, 52, 54, 57  
See application file for complete search history.

(56) **References Cited**

**U.S. PATENT DOCUMENTS**

4,513,739	A *	4/1985	Johns	.....	602/52
4,649,909	A *	3/1987	Thompson	.....	602/42
5,167,613	A *	12/1992	Karami et al.	.....	602/42
5,738,642	A *	4/1998	Heinecke et al.	.....	602/58
D441,869	S *	5/2001	Bloor et al.	.....	D24/189
7,396,975	B2 *	7/2008	Sigurjonsson et al.	.....	602/54
D579,539	S *	10/2008	Osterberg	.....	D24/105
7,531,711	B2 *	5/2009	Sigurjonsson et al.	.....	602/54
8,093,445	B2 *	1/2012	Sigurjonsson et al.	.....	602/54
D683,858	S *	6/2013	Smith	.....	D24/189
D686,734	S *	7/2013	Tsuruta et al.	.....	D24/189
D686,735	S *	7/2013	Tsuruta et al.	.....	D24/189
D691,730	S *	10/2013	Smith et al.	.....	D24/189
D692,148	S *	10/2013	Uematsu	.....	D24/189
D692,149	S *	10/2013	Uematsu	.....	D24/189
D692,150	S *	10/2013	Minami	.....	D24/189
D692,151	S *	10/2013	Inoo	.....	D24/189

D692,152 S \* 10/2013 Inoo ..... D24/189  
D692,153 S \* 10/2013 Inoo ..... D24/189  
D693,010 S \* 11/2013 Mosa et al. .... D24/189  
D693,011 S \* 11/2013 Mori et al. .... D24/189

(Continued)

*Primary Examiner* — Michael A. Pratt

*Assistant Examiner* — Michelle E Wilson

(74) *Attorney, Agent, or Firm* — J. Peter Paredes; David G. Rosenbaum; Rosenbaum IP, P.C.

(57) **CLAIM**

The ornamental design for a medical dressing, as shown and described.

**DESCRIPTION**

FIG. 1 is a top plan view of a medical dressing showing my new design, comprising of an absorbent that is disposed below a top covering; the bottom plan view is a mirror image;

FIG. 2 is a perspective view thereof, showing my new design without the absorbent or covering lying flat with side openings being closed;

FIG. 3 is a top plan view thereof without the absorbent or covering lying flat with side openings being closed;


FIG. 4 is a bottom plan view thereof without the absorbent or covering laying flat with side openings being closed;

FIG. 5 is a front elevation view of the medical dressing of FIG. 1 without the absorbent or covering lying flat with side openings being closed, the rear elevation view is a mirror image;

FIG. 6 is a right side elevation view of the medical dressing of FIG. 1 without the absorbent or covering laying flat with side openings being closed, the left side elevation view is a mirror image; and,

FIG. 7 is a perspective view of the medical dressing of FIG. 1 with the absorbent or covering where side openings are slightly opened.

**1 Claim, 4 Drawing Sheets**



(56)

**References Cited**

U.S. PATENT DOCUMENTS

D693,012 S	*	11/2013	Inoo et al. ....	D24/189
D693,013 S	*	11/2013	Inoo et al. ....	D24/189
D698,928 S	*	2/2014	Tsuruta et al. ....	D24/189
D704,342 S	*	5/2014	Mori et al. ....	D24/189
D704,343 S	*	5/2014	Inoo et al. ....	D24/189
D710,017 S	*	7/2014	Mosa et al. ....	D24/189

\* cited by examiner




FIG. 1

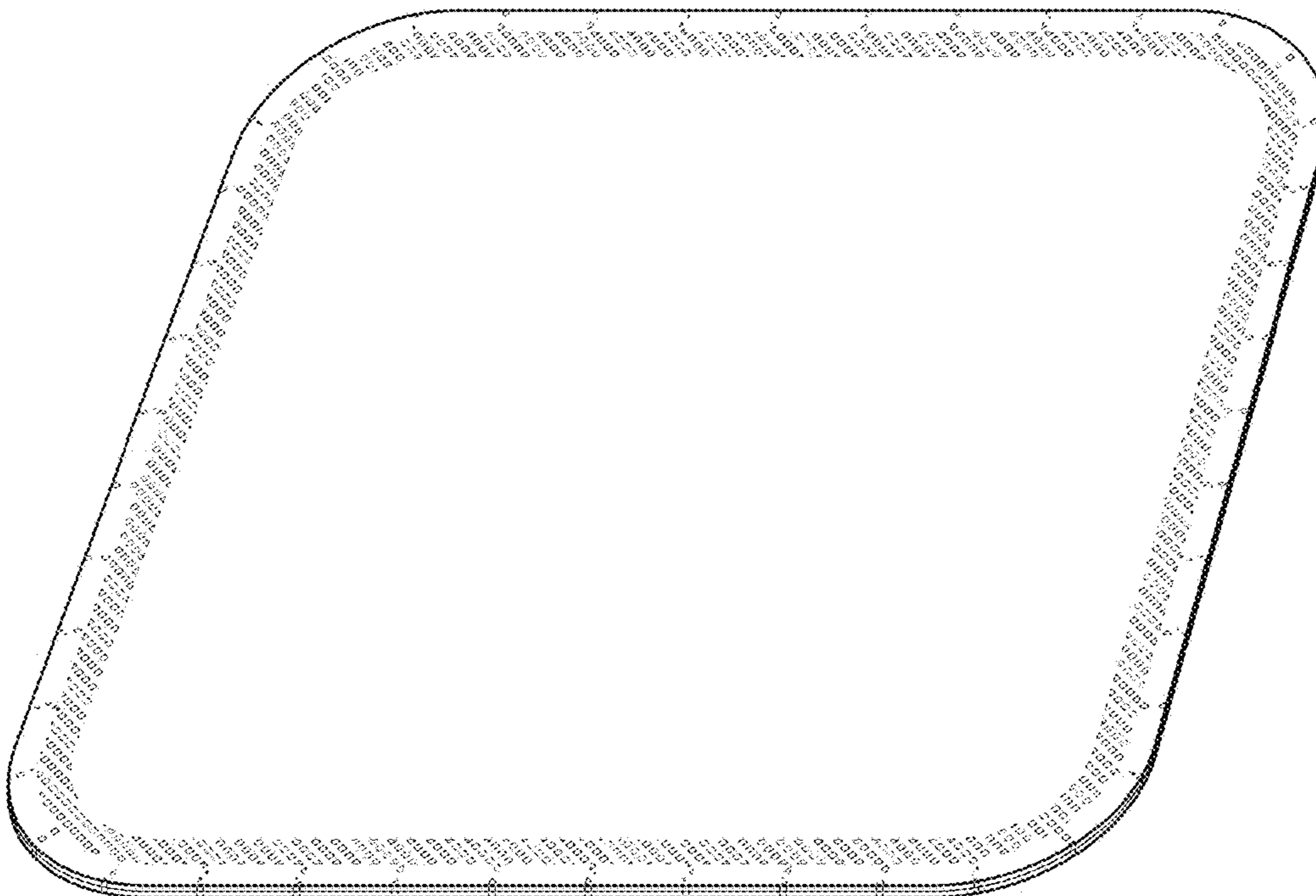


FIG. 2




FIG. 3




FIG. 4



FIG. 5



FIG. 6

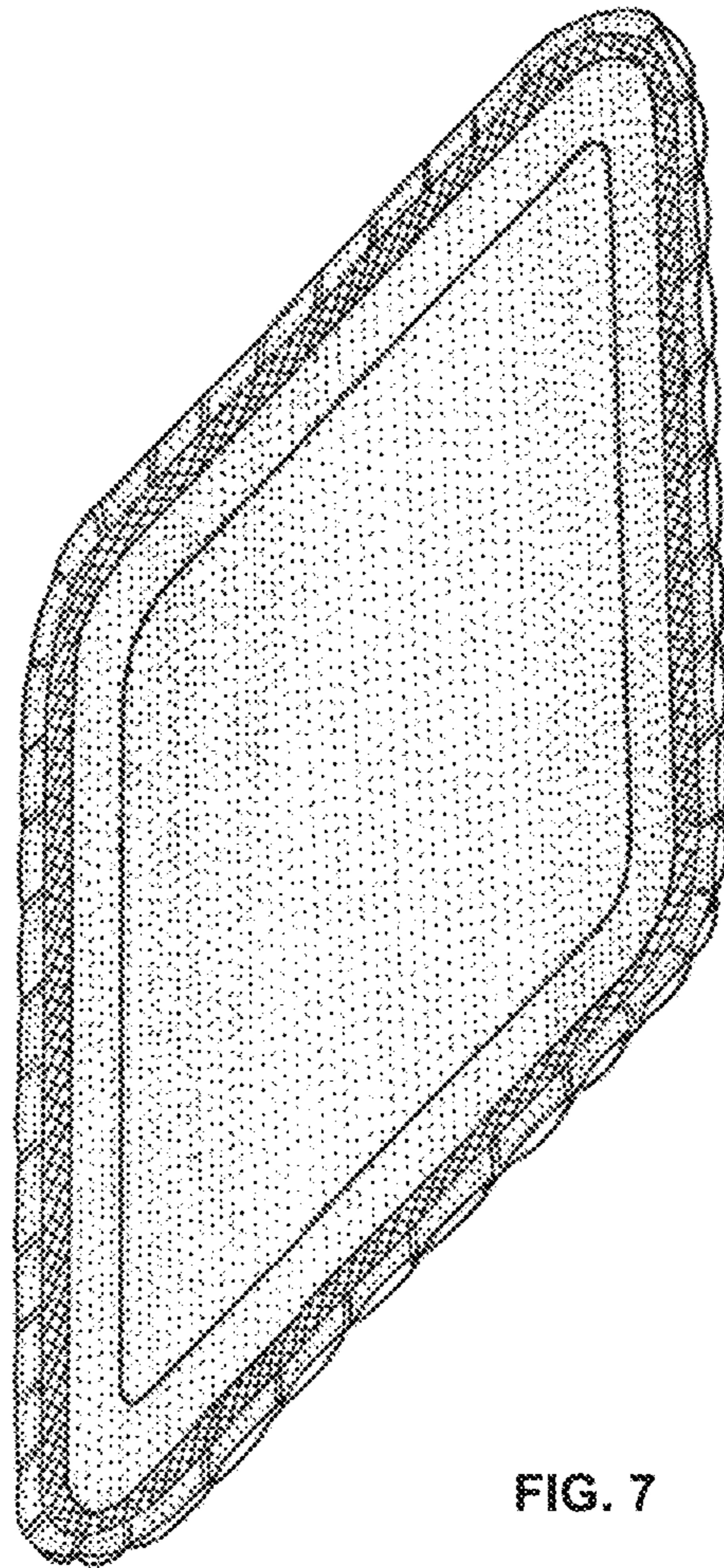


FIG. 7