



US00D792966S

(12) **United States Design Patent** (10) **Patent No.:** **US D792,966 S**  
**Wexler** (45) **Date of Patent:** **\*\* Jul. 25, 2017**

(54) **MAXI PAD**  
(71) Applicant: **Michelle Wexler**, Chicago, IL (US)  
(72) Inventor: **Michelle Wexler**, Chicago, IL (US)  
(\*\*) Term: **14 Years**  
(21) Appl. No.: **29/522,496**  
(22) Filed: **Mar. 31, 2015**  
(51) **LOC (10) Cl.** ..... **24-04**  
(52) **U.S. Cl.**  
USPC ..... **D24/125**  
(58) **Field of Classification Search**  
USPC ..... D2/704, 705, 961; D5/6, 45, 53, 57, 58;  
D21/604, 611, 613, 621, 625, 659;  
D24/124, 125, 126, 141, 189;  
604/385.03, 385.04, 387, 389; D3/211;  
D8/103, 356; D11/30, 31, 33, 44, 48, 52,  
D11/81, 82; D22/117, 199; D28/41  
CPC ..... A61F 13/15; A61F 13/64; A61F 13/476;  
A61F 13/5611; A61F 13/5633; A61F  
2013/16; A61F 2013/4708  
See application file for complete search history.

D409,390 S \* 5/1999 Trombetta ..... D24/125  
D433,572 S \* 11/2000 Bissah ..... D5/37  
D444,554 S \* 7/2001 O'Hara ..... D24/125  
D447,680 S \* 9/2001 Kelleghan ..... D8/356  
D449,936 S \* 11/2001 Cohen ..... D5/37  
D480,622 S \* 10/2003 Kelleghan ..... D8/356  
D483,866 S \* 12/2003 Pollard ..... D24/125  
D509,128 S \* 9/2005 Kelleghan ..... D8/356  
D542,410 S \* 5/2007 Gubernick ..... D24/125  
D571,461 S \* 6/2008 Plante ..... D24/124  
D583,934 S \* 12/2008 Li ..... D24/124  
D593,200 S \* 5/2009 Gagliardi ..... D24/124  
D628,874 S \* 12/2010 Buerchner ..... D8/356  
D631,151 S \* 1/2011 Lundstrom ..... D24/124  
D635,883 S \* 4/2011 Lagnese ..... D11/60  
D641,867 S \* 7/2011 Hood ..... D24/124  
D651,668 S \* 1/2012 Rappaport-Rowan ..... D21/621  
D658,042 S \* 4/2012 Shetler ..... D8/355

(Continued)

*Primary Examiner* — Susan E Krakower  
*Assistant Examiner* — Lisa A Grabenstetter  
(74) *Attorney, Agent, or Firm* — Seyfarth Shaw LLP

(57) **CLAIM**

The ornamental design for a maxi pad, as shown and described.


**DESCRIPTION**

FIG. 1 is a front perspective view of a maxi pad showing my new design; and,  
FIG. 2 is a top plan view thereof.  
The bottom view of the maxi pad, which is not shown in the drawing disclosure, forms no part of the claimed design.  
The dash-dash broken lines represent portions of the maxi pad which form no part of the claimed design.  
The dash-dash broken lines below the boundary depict unclaimed portions of the maxi pad.  
The broken line that runs parallel to the uppermost claimed border of the design represents unclaimed stitching.

**1 Claim, 2 Drawing Sheets**

(56) **References Cited**  
U.S. PATENT DOCUMENTS

D75,691 S \* 7/1928 Lampl ..... D19/65  
D155,297 S \* 9/1949 Kushner ..... D11/60  
D157,012 S \* 1/1950 Towler ..... D1/106  
3,906,952 A \* 9/1975 Zamist ..... A61F 13/82  
604/372  
4,079,739 A \* 3/1978 Whitehead ..... A61F 13/15674  
604/365  
D248,074 S \* 6/1978 Randall ..... D29/119  
4,548,603 A \* 10/1985 Ichijo ..... A61F 13/42  
428/16  
D341,635 S \* 11/1993 Kolton ..... D21/628  
D395,144 S \* 6/1998 McMahon ..... D28/8.1



(56)

**References Cited**

U.S. PATENT DOCUMENTS

D674,894	S *	1/2013	Hood	.....	D24/124
D679,808	S *	4/2013	Hood	.....	D24/124
D681,913	S *	5/2013	Wexler	.....	D2/712
D699,919	S *	2/2014	Wexler	.....	D2/712
2007/0282288	A1 *	12/2007	Noda	.....	A61F 13/4704
					604/385.16
2010/0191205	A1 *	7/2010	Carbonari	.....	A61F 13/472
					604/359
2012/0310201	A1 *	12/2012	Oates	.....	A61F 13/5514
					604/385.02

\* cited by examiner




FIG. 1

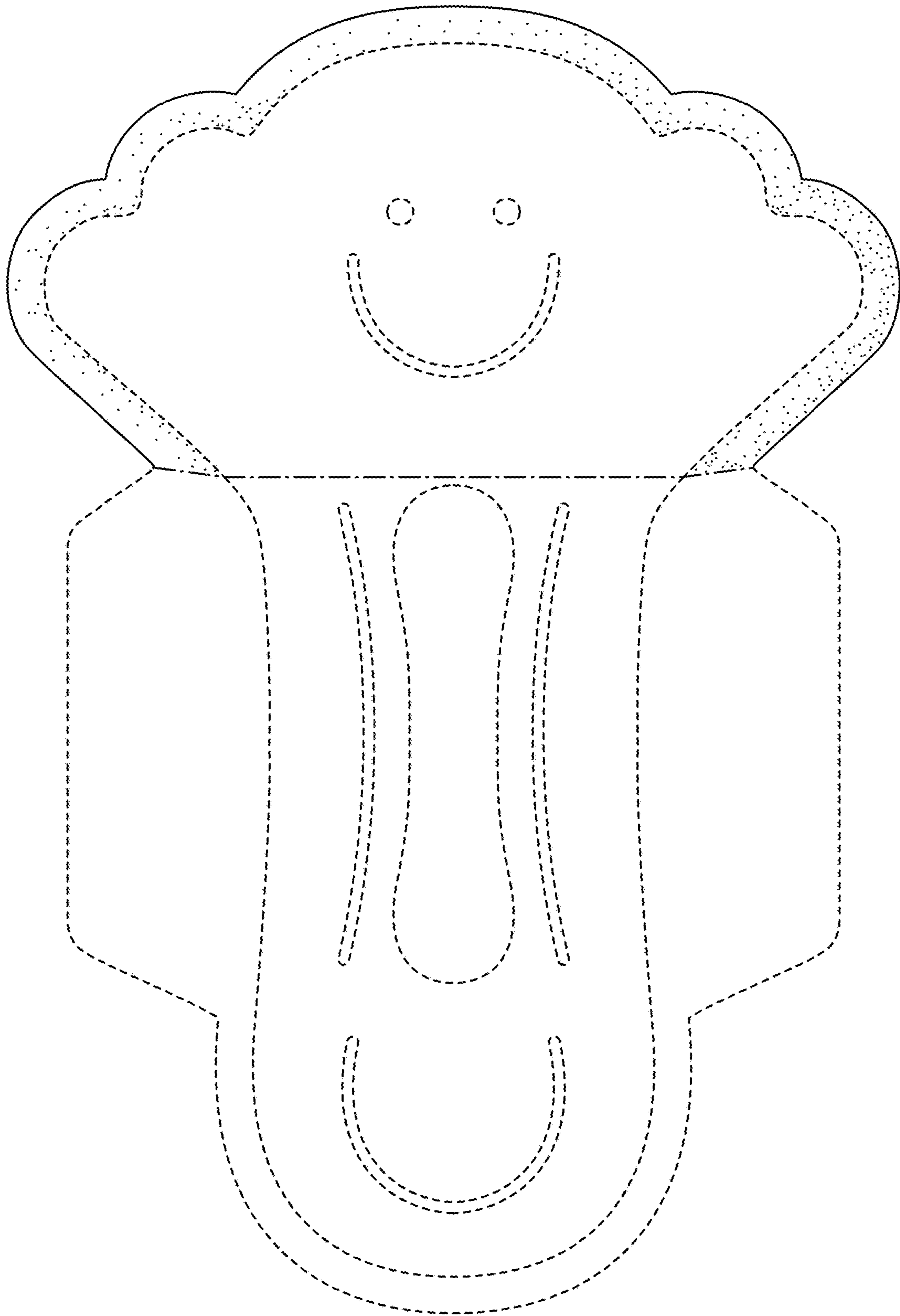


FIG. 2