



US00D792943S

(12) **United States Design Patent** (10) **Patent No.:** **US D792,943 S**  
**Zou** (45) **Date of Patent:** **\*\* Jul. 25, 2017**

(54) **FILTER UNIT**

(71) Applicant: **HONG KONG ECOAQUA CO., LIMITED**, Chai Wan (HK)

(72) Inventor: **Zhibin Zou**, Qingdao (CN)

(73) Assignee: **Hong Kong EcoAqua Co., Limited**, Hong Kong (HK)

(\*\*) Term: **15 Years**

(21) Appl. No.: **29/562,454**

(22) Filed: **Apr. 26, 2016**

(51) **LOC (10) Cl.** ..... **23-01**

(52) **U.S. Cl.**  
USPC ..... **D23/209**

(58) **Field of Classification Search**  
USPC ..... D23/207, 209; 210/232–236  
CPC ..... B01D 35/30; B01D 35/153; C02F 1/003  
See application file for complete search history.

(56) **References Cited**

U.S. PATENT DOCUMENTS

6,120,685 A \* 9/2000 Carlson ..... B01D 35/143  
210/232

6,360,764 B1 \* 3/2002 Fritze ..... B01D 35/153  
137/15.01

D472,604 S \* 4/2003 Fritze ..... D23/209

D494,654 S \* 8/2004 Macaulay ..... D23/209

D547,821 S \* 7/2007 Kennedy ..... D23/207

D548,306 S \* 8/2007 Kennedy ..... D23/209

D570,951 S \* 6/2008 Morita ..... D23/209

D591,389 S \* 4/2009 Born ..... D23/209

D599,880 S \* 9/2009 Rampen ..... D23/209

7,744,757 B1 \* 6/2010 Liao ..... B01D 35/30  
210/232

7,997,421 B2 \* 8/2011 Maurer ..... B01D 29/114  
210/440

D728,069 S \* 4/2015 Moore ..... D23/209

9,011,686 B2 \* 4/2015 Kirchner ..... B01D 35/153  
210/248

D750,738 S \* 3/2016 Baird ..... D23/209

D751,666 S \* 3/2016 Kruckenberg ..... B01D 35/30  
D23/209

9,289,704 B2 \* 3/2016 Fisher ..... B01D 35/30

D755,922 S \* 5/2016 Sherman ..... B01D 35/30  
D23/209

D760,868 S \* 7/2016 Lu ..... D23/209

D764,021 S \* 8/2016 Lu ..... D23/209

D764,626 S \* 8/2016 Lu ..... D23/209

D768,814 S \* 10/2016 Dong ..... D23/209

9,469,551 B2 \* 10/2016 Sherman ..... C02F 1/003

D773,607 S \* 12/2016 Lu ..... D23/209

D776,237 S \* 1/2017 Dong ..... D23/207

D780,887 S \* 3/2017 Huda ..... D23/209

D784,492 S \* 4/2017 Lu ..... D23/209

\* cited by examiner

Primary Examiner — Robin V Webster

(74) Attorney, Agent, or Firm — Schmeiser, Olsen & Watts, LLP

(57) **CLAIM**

The ornamental design for a filter unit, as shown and described.

**DESCRIPTION**

FIG. 1 is a Front elevational view of a filter unit showing my new design;

FIG. 2 is a Rear elevational view thereof;

FIG. 3 is a Left side view thereof;

FIG. 4 is a Right side view thereof;


FIG. 5 is a Top plan view thereof;

FIG. 6 is a Bottom plan view thereof; and,

FIG. 7 is a perspective view thereof.

The broken lines in the drawing depict portions of the filter unit that form no part of the claimed design.

**1 Claim, 7 Drawing Sheets**






FIG. 1




FIG. 2




FIG. 3




FIG. 4

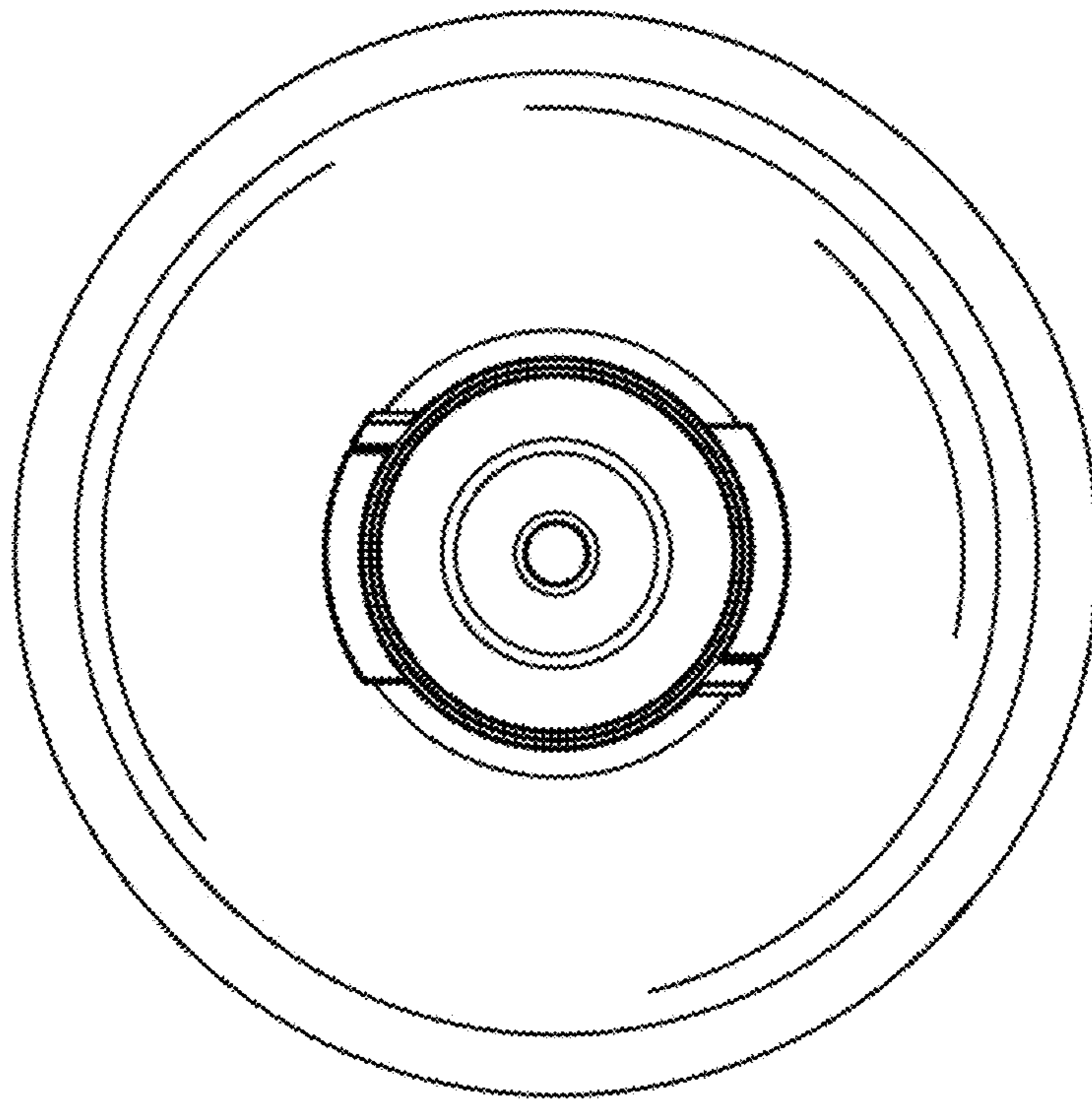


FIG. 5

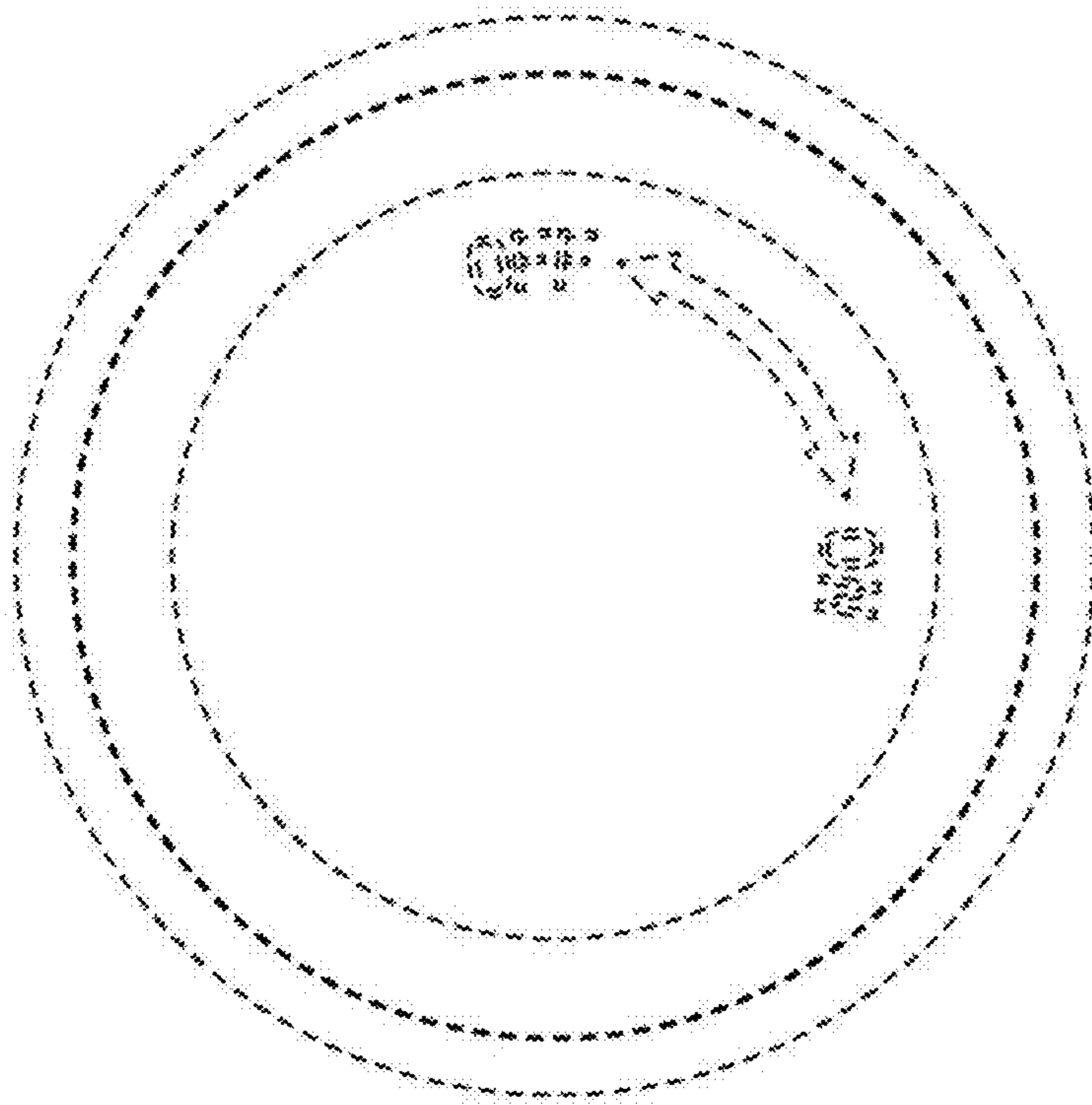


FIG. 6

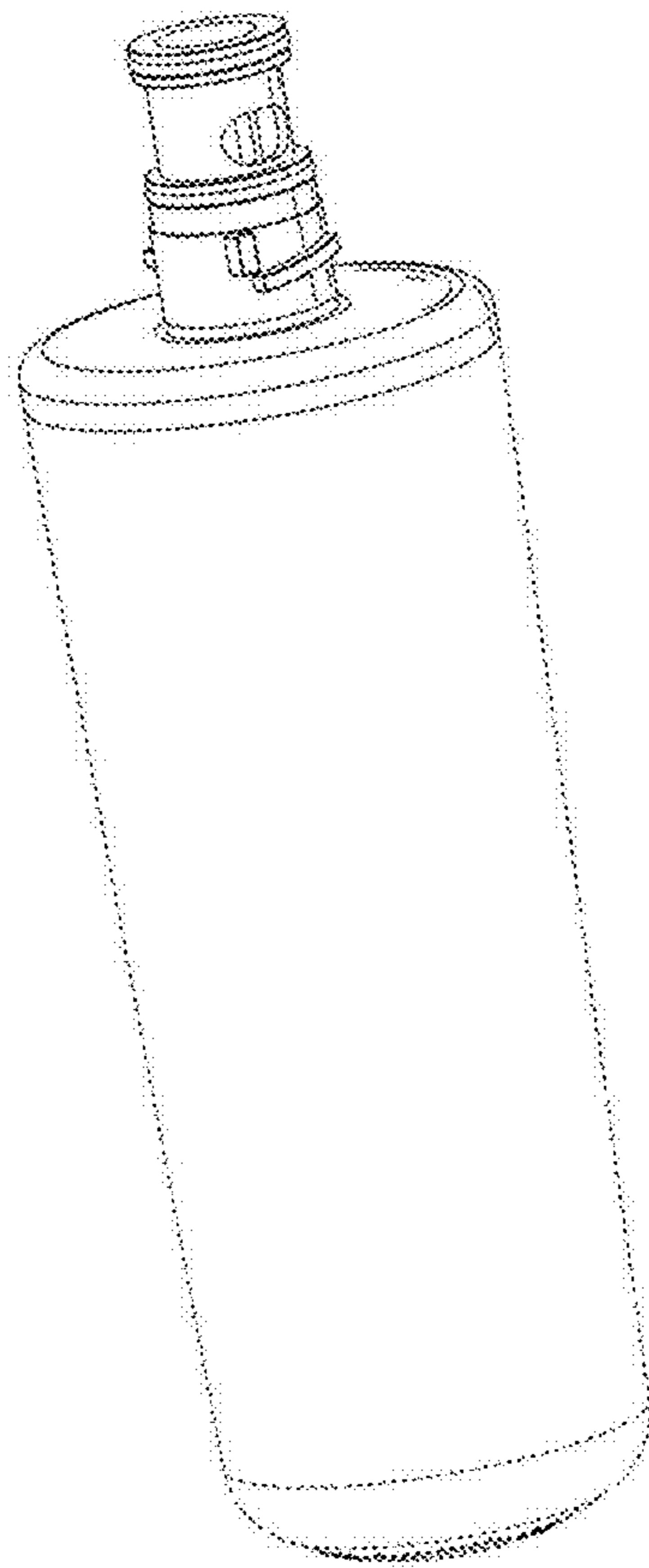


FIG. 7