



US00D792927S

(12) **United States Design Patent**
Desberg

(10) **Patent No.:** **US D792,927 S**
(45) **Date of Patent:** **** Jul. 25, 2017**

- (54) **KART**
- (71) Applicant: **RAZOR USA LLC**, Cerritos, CA (US)
- (72) Inventor: **Ian Desberg**, Cerritos, CA (US)
- (73) Assignee: **RAZOR USA LLC**, Cerritos, CA (US)
- (**) Term: **15 Years**
- (21) Appl. No.: **29/587,247**
- (22) Filed: **Dec. 12, 2016**

- D215,861 S 11/1969 Cook
- D220,509 S * 4/1971 Schreckengost D12/87
- 3,604,722 A 9/1971 Boley
- 3,870,334 A 3/1975 Cole
- D251,324 S 3/1979 Vaughn
- D252,651 S 8/1979 Tepper
- D254,380 S 3/1980 Thomas
- D258,368 S 2/1981 Cornish
- D266,100 S 9/1982 Miller
- 4,359,231 A 11/1982 Mulcahy
- D276,058 S 10/1984 Rogers
- 4,484,646 A 11/1984 Smith
- 4,516,648 A 5/1985 Berger
- 4,562,893 A 1/1986 Cunard
- 4,573,696 A 3/1986 Buroff
- 4,645,257 A * 2/1987 Salmon B62J 25/00
296/75

Related U.S. Application Data

- (63) Continuation of application No. 29/530,057, filed on Jun. 12, 2015, now Pat. No. Des. 774,602.
- (51) **LOC (10) Cl.** **21-01**
- (52) **U.S. Cl.**
USPC **D21/426**; D12/87
- (58) **Field of Classification Search**
USPC D21/419, 421, 423, 426, 662, 760, 765,
D21/766, 769, 771, 776, 803; D12/1, 6,
D12/130; 280/7.14, 11.115, 11.19, 11.27,
280/11.28, 14.21, 79.11, 79.2, 87.01,
280/87.021, 87.03, 87.041, 87.042, 607,
280/608, 609, 809; 180/180, 181;
434/247, 253, 258; D34/23, 28; 446/443
CPC . A63C 17/00; A63C 17/0026; A63C 17/0033;
A63C 17/01; A63C 17/04; A63C 17/265;
A63C 17/26; A63C 17/28; B62K 3/002
See application file for complete search history.

D300,127 S 3/1989 Poss
(Continued)

Primary Examiner — Cynthia M Chin
(74) *Attorney, Agent, or Firm* — Knobbe, Martens, Olson & Bear, LLP

(57) **CLAIM**

The ornamental design for a kart, as shown and described.

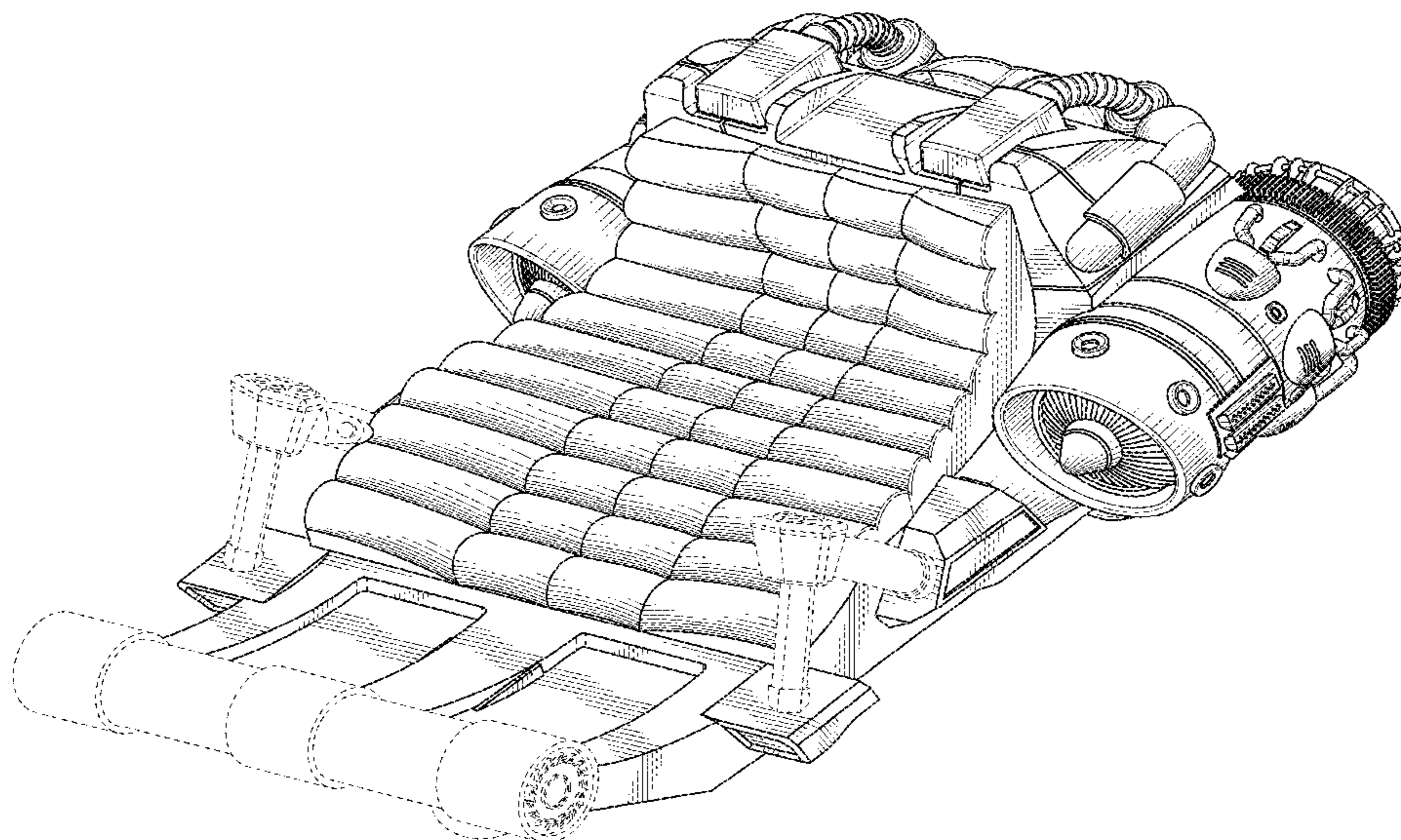
DESCRIPTION

FIG. 1 is a front perspective view of a kart, which embodies my design.
 FIG. 2 is a front view of the kart of FIG. 1.
 FIG. 3 is a rear view of the kart of FIG. 1.
 FIG. 4 is a left side view of the kart of FIG. 1.
 FIG. 5 is a right side view of the kart of FIG. 1.
 FIG. 6 is a top view of the kart of FIG. 1.
 FIG. 7 is a bottom view of the kart of FIG. 1; and,
 FIG. 8 is a cross-sectional view of the kart of FIG. 1 as indicated in FIG. 2.
 The broken lines are for the purpose of illustrating portions of the kart that form no part of the claim.

(56) **References Cited**
U.S. PATENT DOCUMENTS

- 2,219,905 A 10/1940 Prickman
- D213,370 S 2/1969 Cherry
- 3,437,161 A 4/1969 Ufford
- D214,576 S 7/1969 King

1 Claim, 7 Drawing Sheets



(56)

References Cited

U.S. PATENT DOCUMENTS

D301,497 S	6/1989	Gassaway		D471,936 S	3/2003	Tilbor	
4,875,694 A	10/1989	Hamrick		D512,467 S	12/2005	Hadley	
4,896,899 A	1/1990	Lawrence		7,114,742 B1	10/2006	Sterns	
D316,281 S	4/1991	Mirisch, Sr.		D562,914 S	2/2008	Oveson et al.	
5,046,750 A	9/1991	Heubl		7,328,764 B2 *	2/2008	Penz	B60K 11/08
5,069,469 A	12/1991	Rosengrant					180/68.1
5,265,690 A *	11/1993	Amundsen	B62D 21/183	D582,992 S	12/2008	Alais	
			180/311	D601,640 S	10/2009	McIlvain	
D343,424 S	1/1994	Lamb		7,726,668 B2	6/2010	Sieb et al.	
D368,743 S	4/1996	Amburgey		8,210,555 B2 *	7/2012	Belenkov	B62K 3/005
D382,917 S	8/1997	Brodoski					280/278
D384,706 S	10/1997	Temple		D705,128 S *	5/2014	Patterson	D12/87
D406,684 S	3/1999	Pool		8,801,005 B1	8/2014	Flickner	
D412,138 S *	7/1999	Triarsi	D12/88	D761,700 S	7/2016	Kermani	
D437,364 S	2/2001	Jang		D764,600 S	8/2016	Desberg	
D440,607 S	4/2001	Mahlow		D764,601 S	8/2016	Desberg	
D464,999 S	10/2002	Gu		D766,780 S	9/2016	Fusco	
D465,814 S *	11/2002	Koveleski	D21/433	D768,788 S	10/2016	Orenstein et al.	
D466,560 S	12/2002	Stolpmann		D771,196 S	11/2016	Chen	
D469,819 S	2/2003	Nicolle et al.		D774,602 S	12/2016	Desberg	
				D774,981 S	12/2016	Chen	
				D775,282 S	12/2016	Williams et al.	
				2002/0017418 A1	2/2002	Korenjack et al.	

* cited by examiner

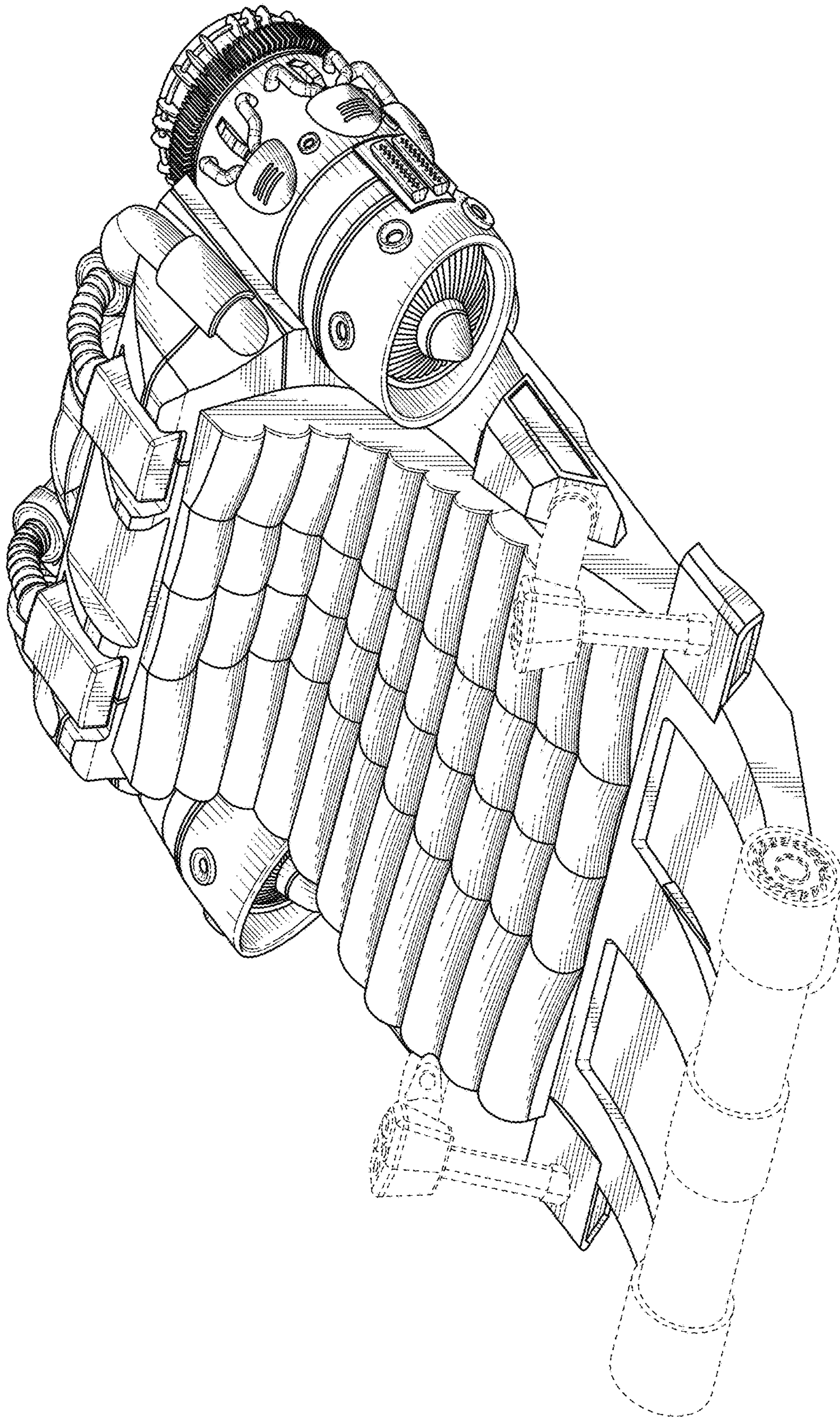


FIG. 1

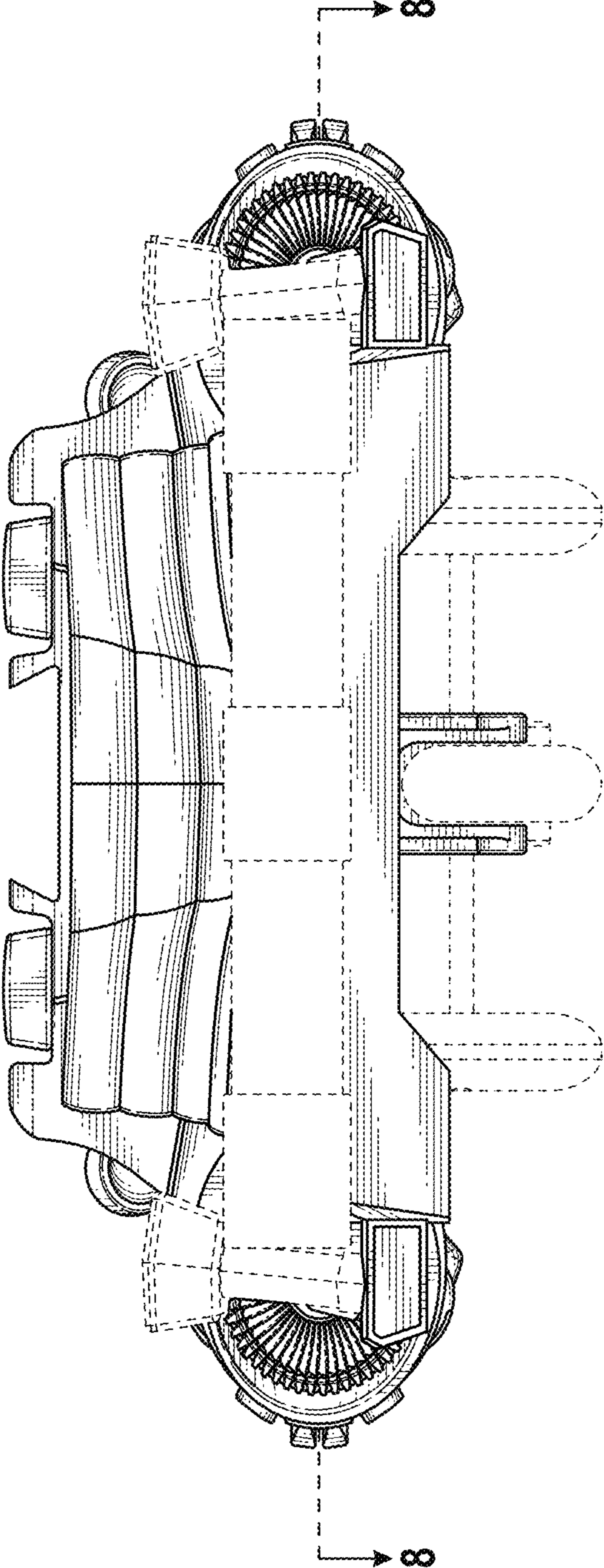


FIG. 2

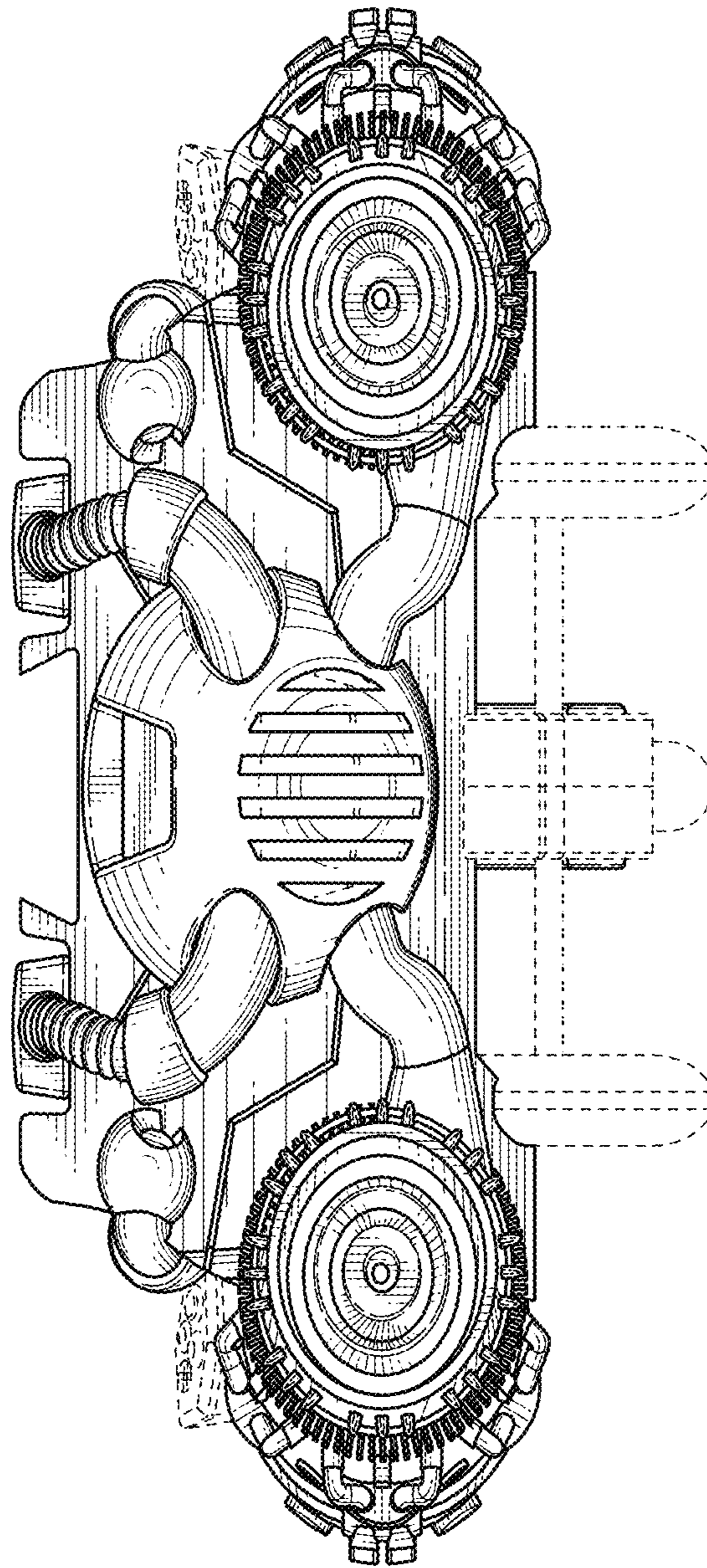
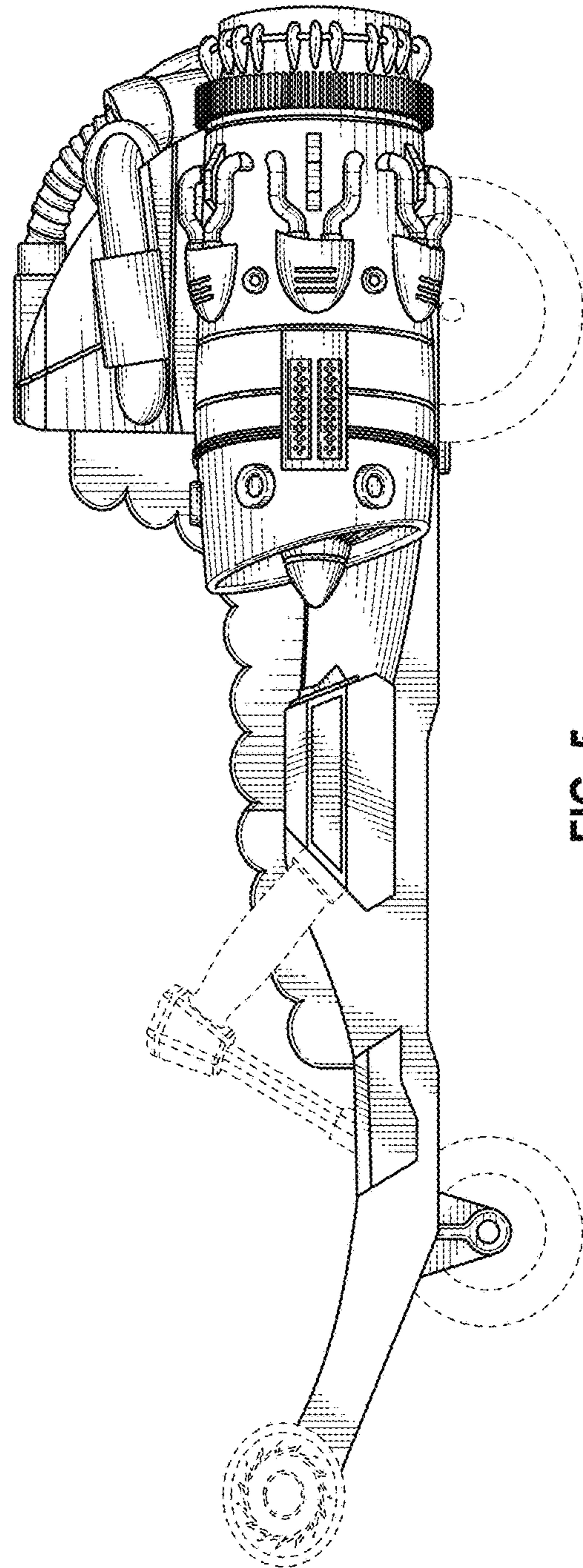
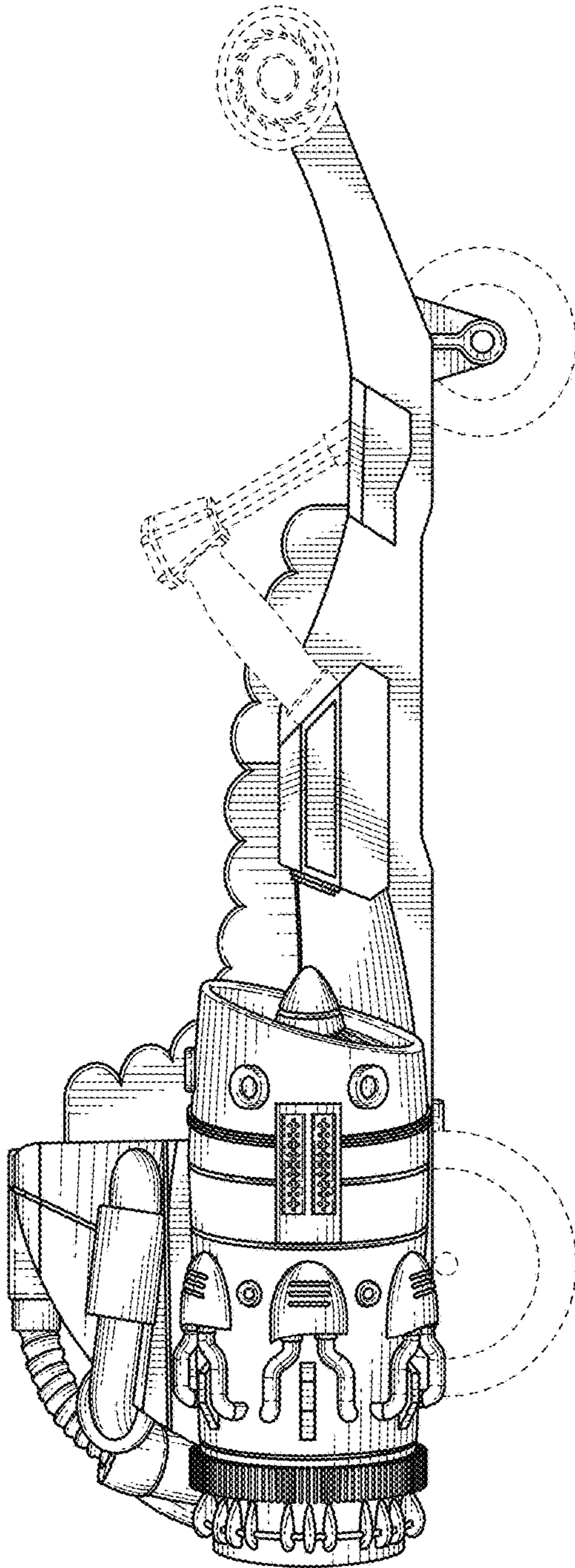


FIG. 3



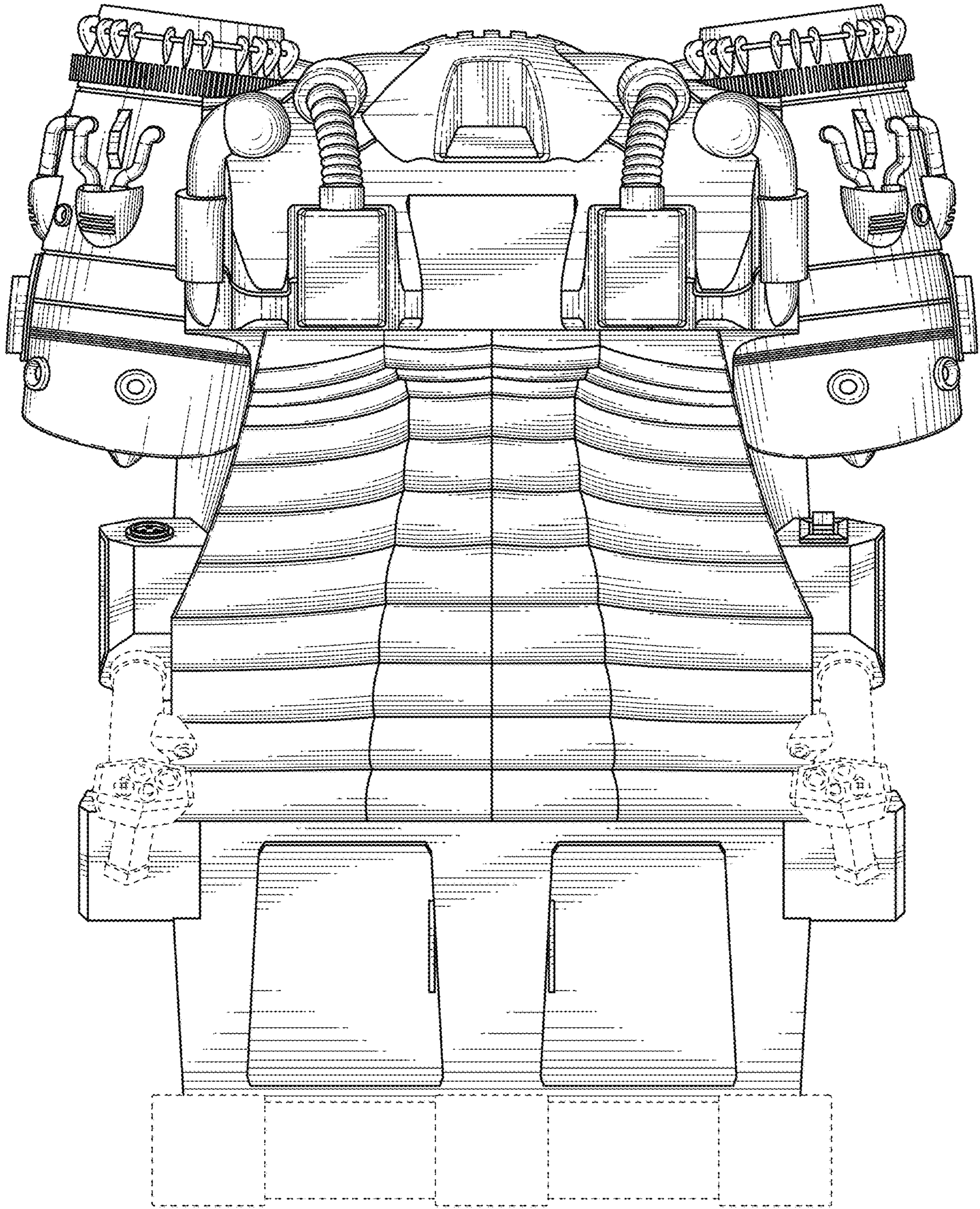


FIG. 6

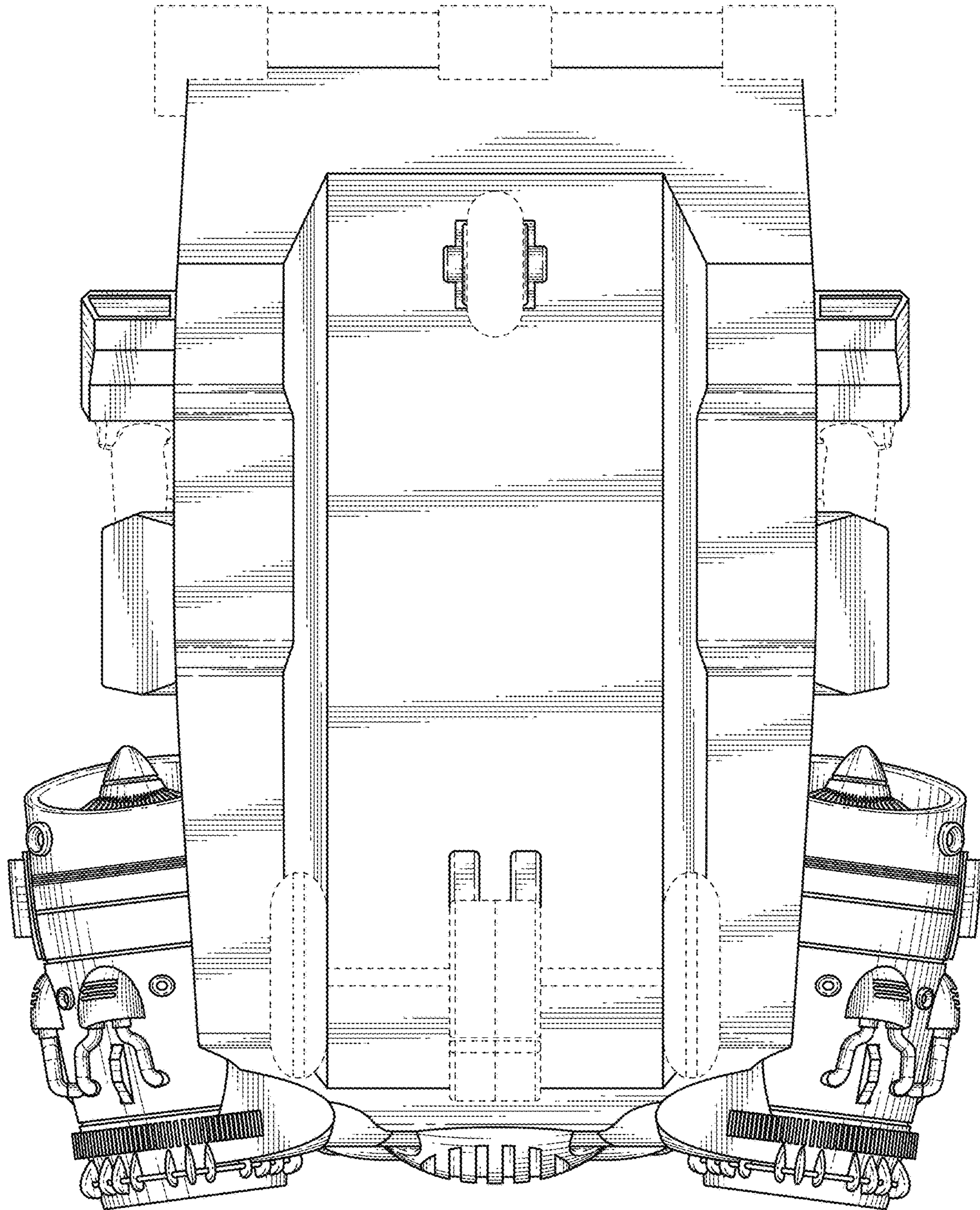


FIG. 7

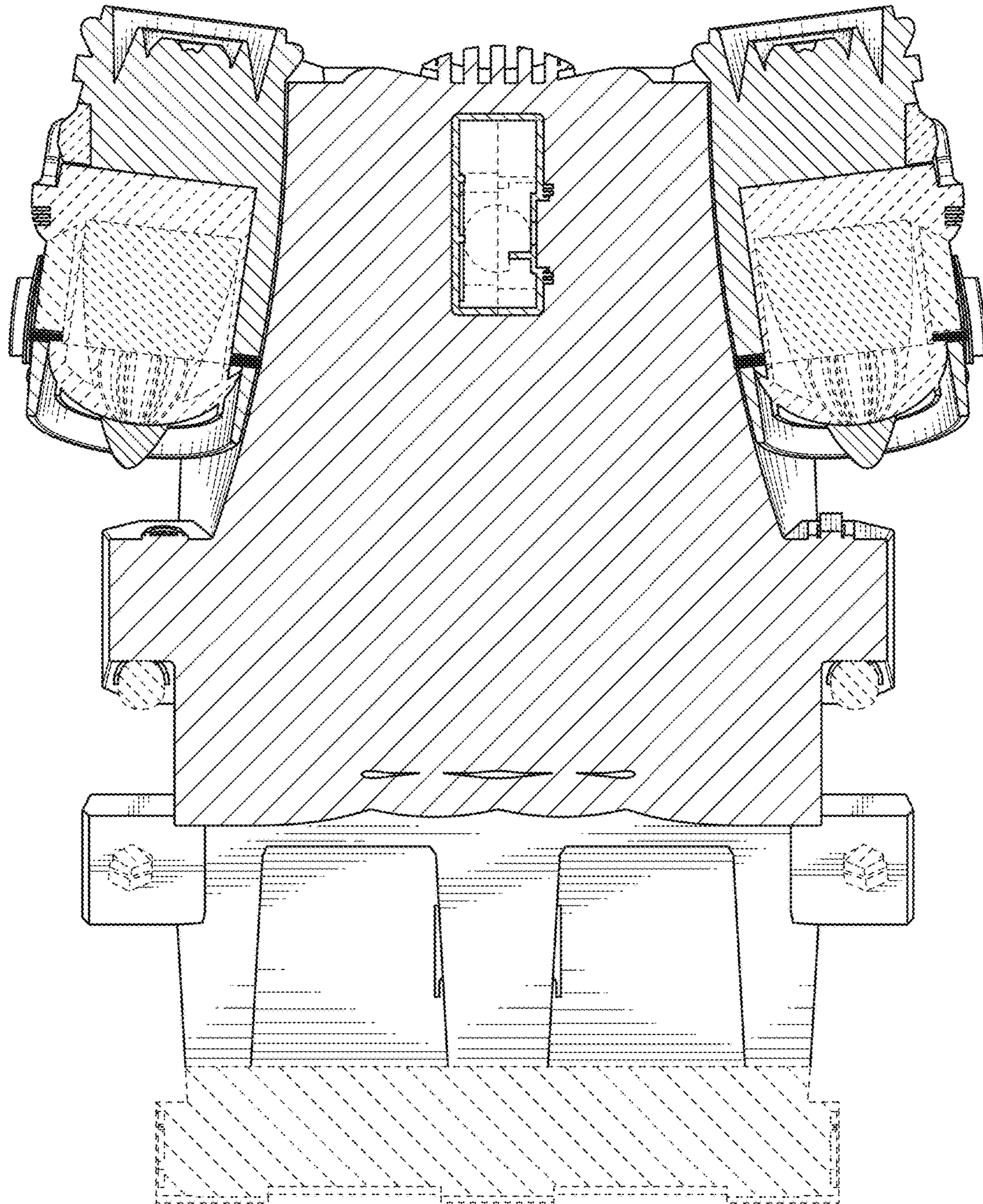


FIG. 8