



US00D792881S

(12) **United States Design Patent** (10) **Patent No.:** **US D792,881 S**
Kim et al. (45) **Date of Patent:** **** Jul. 25, 2017**

(54) **KEYBOARD FOR ELECTRONIC DEVICE**

(56) **References Cited**

(71) Applicant: **Samsung Electronics Co., Ltd.**,
Suwon-si, Gyeonggi-do (KR)
(72) Inventors: **Wansup Kim**, Seoul (KR); **Junyong Song**,
Seongnam-si (KR); **Wooseok Lee**, Seoul (KR)
(73) Assignee: **SAMSUNG ELECTRONICS CO., LTD.**,
Gyeonggi-Do (KR)

U.S. PATENT DOCUMENTS

D480,726 S *	10/2003	Yokota	D14/396
D533,172 S *	12/2006	Lee	D14/240
D549,710 S *	8/2007	Hynecek	D13/164
D557,264 S *	12/2007	Richardson	D14/398
D582,423 S *	12/2008	Ikeda	D14/401
D691,136 S *	10/2013	Griffin	D14/392
D691,607 S *	10/2013	Kim	D14/399
2004/0095329 A1 *	5/2004	Sexton	G06F 3/0202 345/170

(**) Term: **15 Years**

* cited by examiner

(21) Appl. No.: **29/552,462**

Primary Examiner — Freda S Nunn

(22) Filed: **Jan. 22, 2016**

(74) *Attorney, Agent, or Firm* — Cantor Colburn LLP

(30) **Foreign Application Priority Data**

(57) **CLAIM**

Aug. 10, 2015 (KR) 30-2015-0040336

The ornamental design for a keyboard for electronic device, as shown and described.

(51) **LOC (10) Cl.** **14-02**

DESCRIPTION

(52) **U.S. Cl.**

USPC **D14/399**

(58) **Field of Classification Search**

USPC D14/391–399, 455, 456; D18/1, 2, 7, 11;
178/17 A, 17 C; 200/5 A, 5 R, 6 A, 6 R;
235/145 A, 145 R; 341/20–23; 345/156,
345/160, 168, 169, 173; 361/679.08,
361/679.09, 679.11–679.19;
400/484–489, 492, 472

CPC G06F 1/16; G06F 1/1616; G06F 1/162;
G06F 1/1601; G06F 1/1626; G06F
3/0202; G09B 13/04; H03M 11/00; H03K
17/94; H05K 5/00; H01H 3/125; H01H
13/705; B41J 5/08

See application file for complete search history.

FIG. 1 is a perspective view of a keyboard for electronic device, showing our new design;
FIG. 2 is a front view thereof;
FIG. 3 is a rear view thereof;
FIG. 4 is a left-side view thereof;
FIG. 5 is a right-side view thereof;
FIG. 6 is a top view thereof;
FIG. 7 is a bottom view thereof; and,
FIG. 8 is another perspective view thereof, as shown in a user environment.

The broken lines illustrating portions of the keyboard for electronic device form no part of the claimed design.

1 Claim, 6 Drawing Sheets

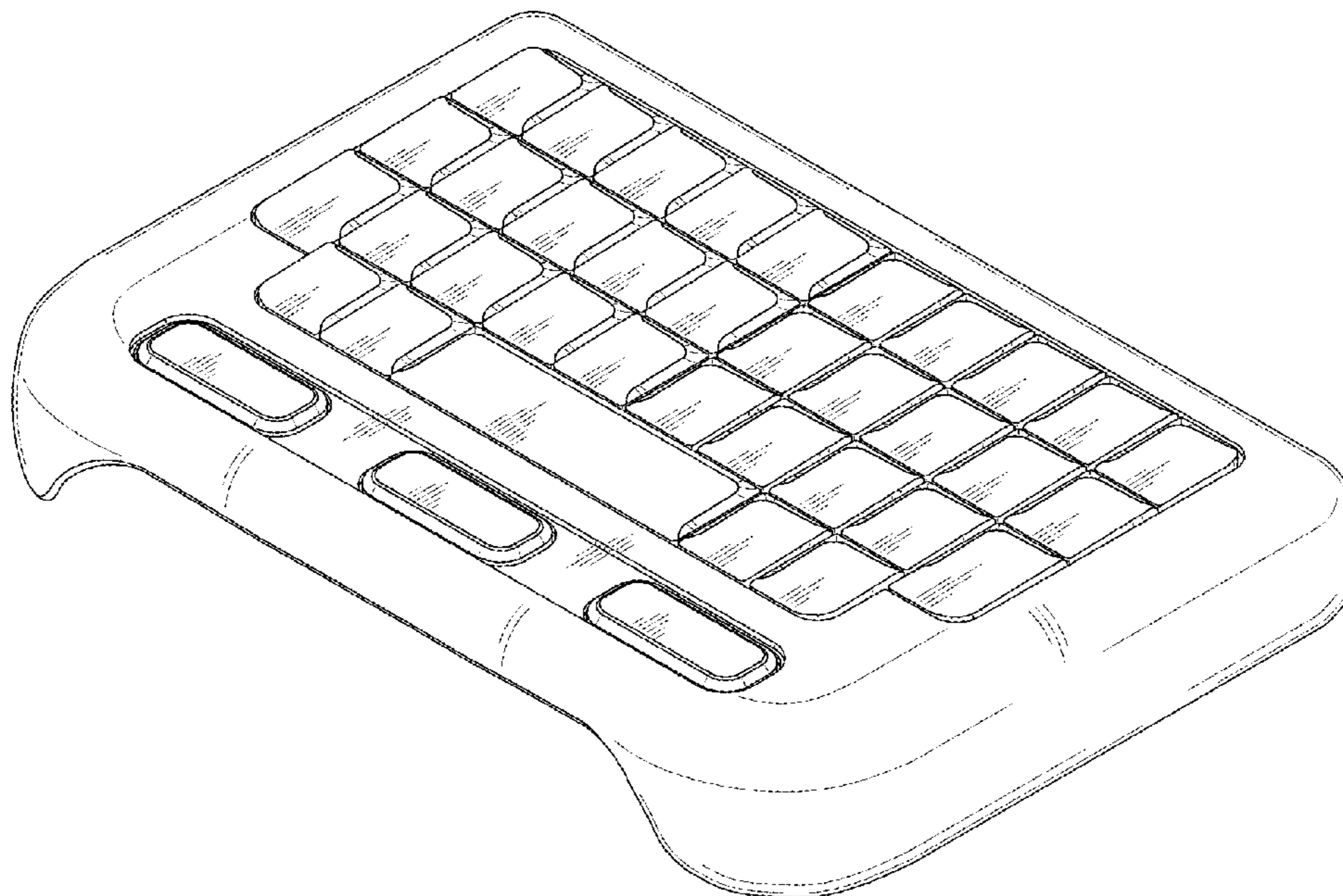


FIG. 1

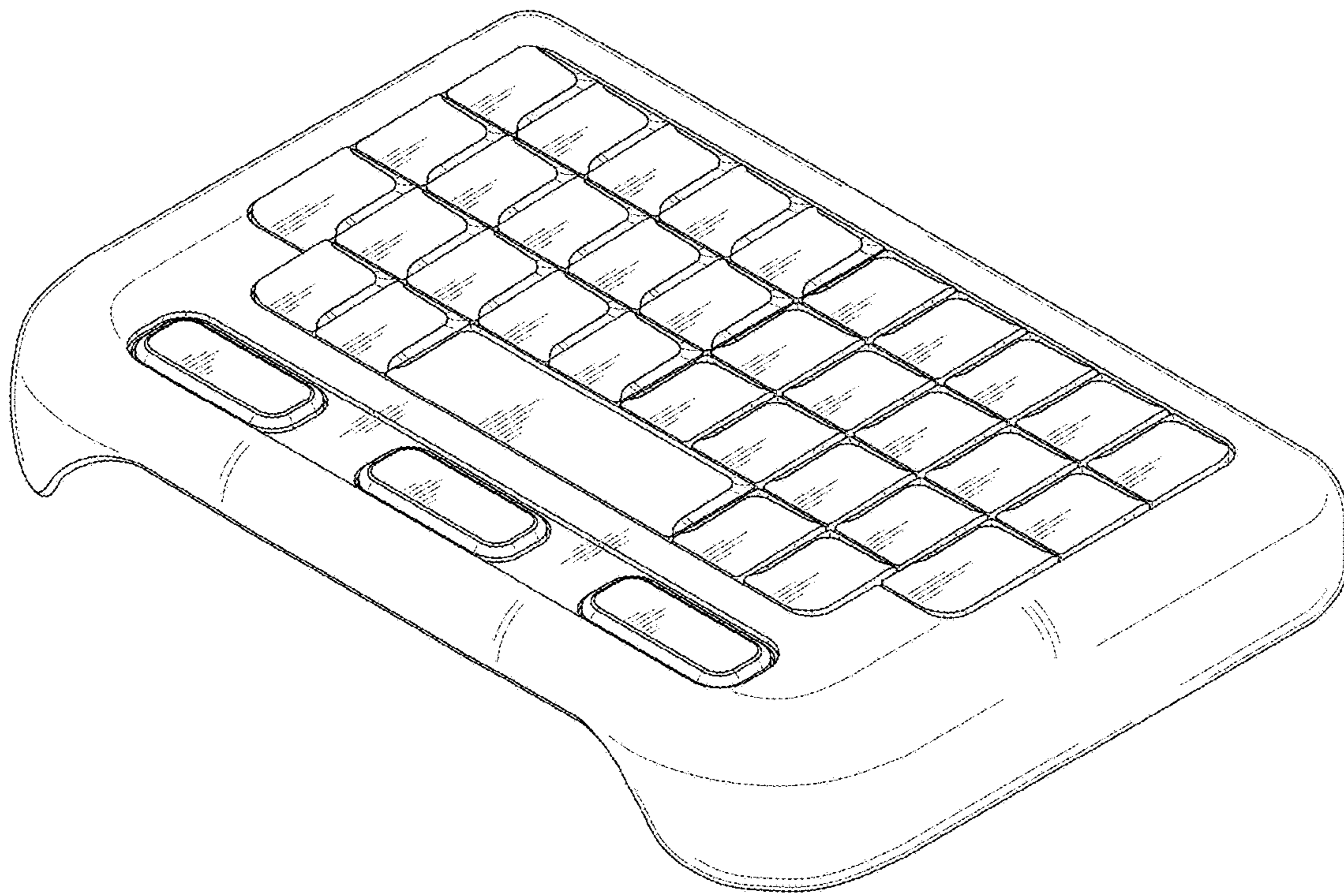


FIG. 2

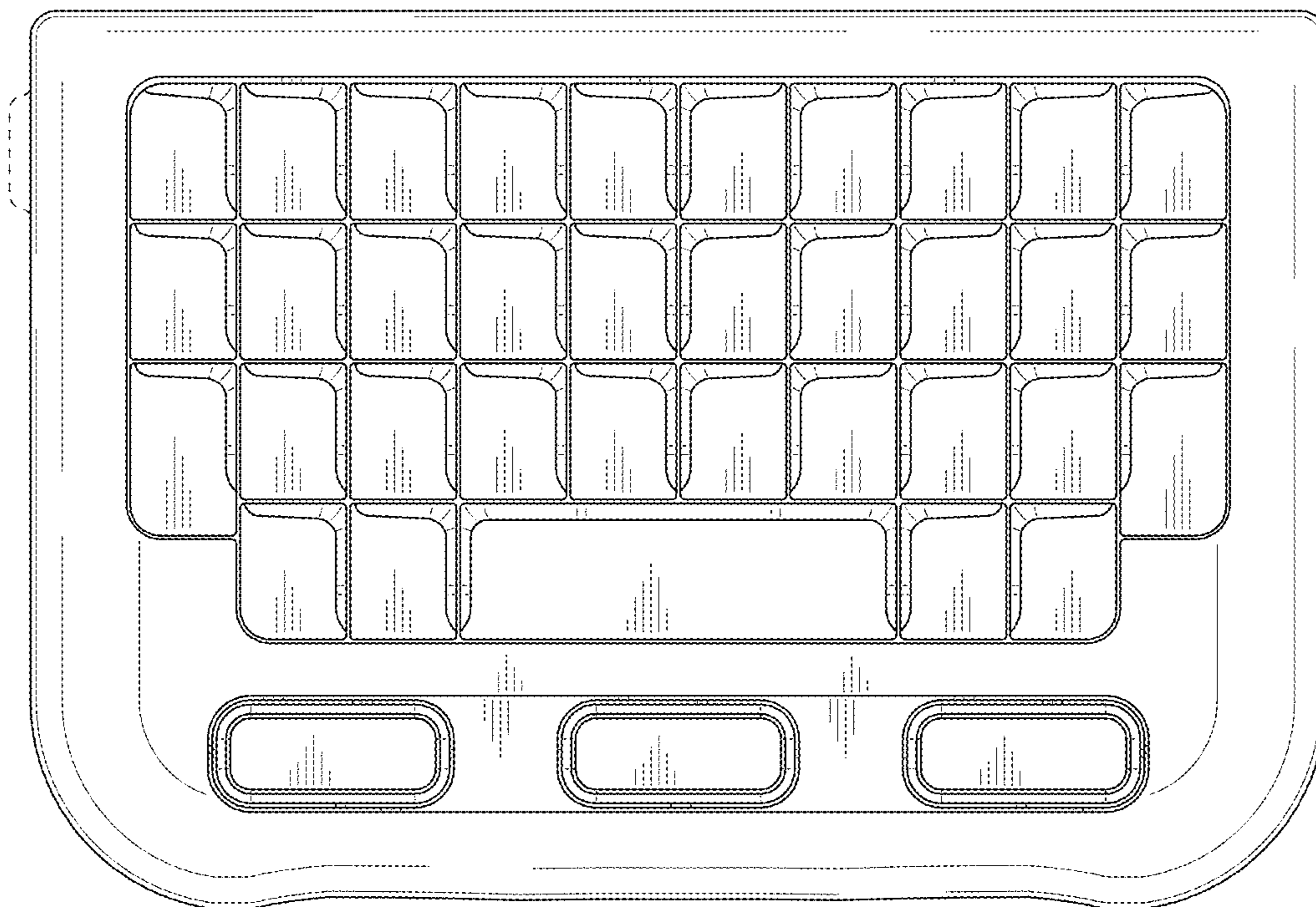


FIG. 3

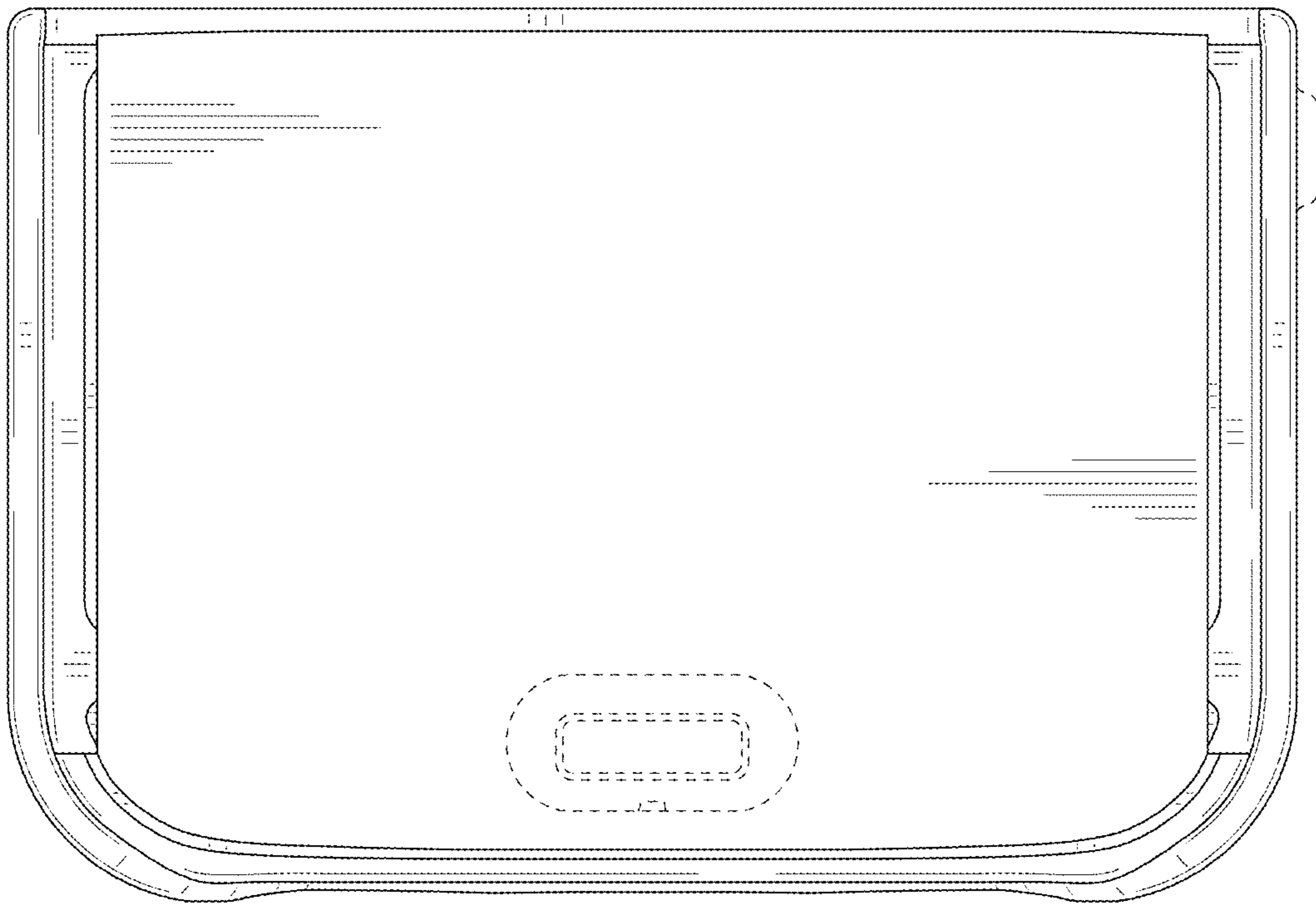


FIG. 4




FIG. 5

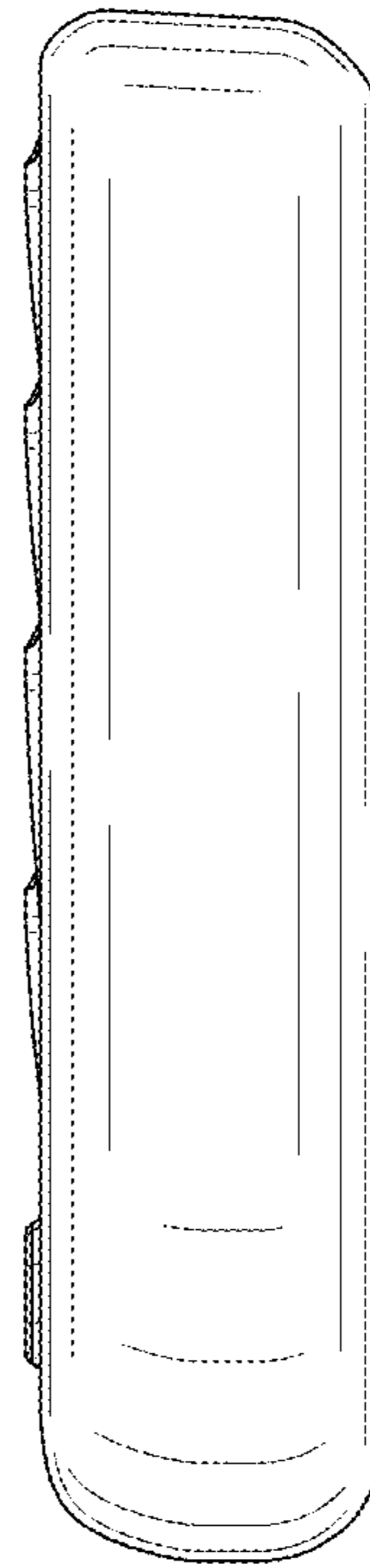


FIG. 6

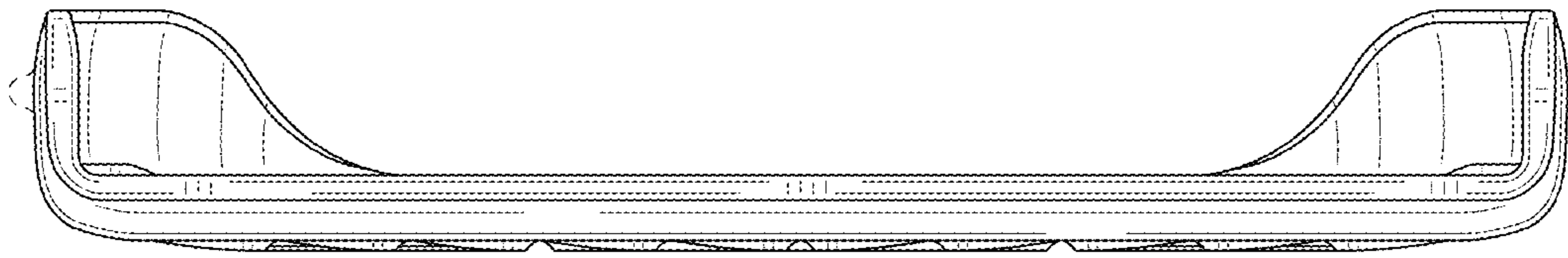


FIG. 7

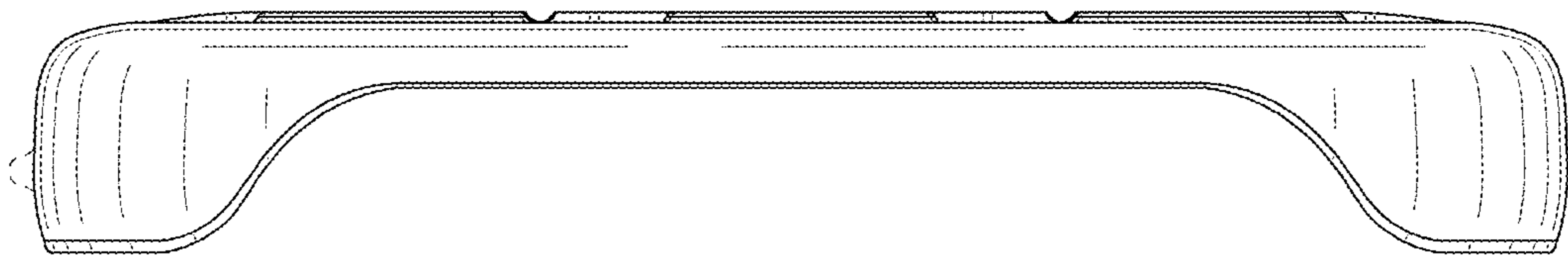


FIG. 8

