

US00D792878S

(12) **United States Design Patent**
Kim et al.

(10) **Patent No.:** **US D792,878 S**

(45) **Date of Patent:** **** Jul. 25, 2017**

(54) **CASE FOR A CELLULAR PHONE WITH A SURFACE PATTERN**

(71) Applicant: **MODNE INC.**, Cerritos, CA (US)

(72) Inventors: **Woo Jin Kim**, Fullerton, CA (US);
Judy Jahey Chung, Anaheim, CA (US); **Ki Dong Kwon**, Glendale, CA (US); **Tae Hun Kim**, Irvine, CA (US); **Joo Hyun Joo Lee**, Fullerton, CA (US); **Joo Young Yoon**, Seoul (KR); **Hong Jin Park**, Suwon-si (KR)

(73) Assignee: **MODNE INC.**, Cerritos, CA (US)

(**) Term: **15 Years**

(21) Appl. No.: **29/582,515**

(22) Filed: **Oct. 28, 2016**

(51) **LOC (10) Cl.** **14-03**

(52) **U.S. Cl.**
USPC **D14/250**

(58) **Field of Classification Search**
USPC D14/238.1, 440, 203.3–203.7, 217, 240, D14/447, 250, 251–253, 248, 341, 496; D3/201, 218, 247, 269, 273, 301, 303; D13/103, 107–108, 119; D5/55, 56, 62
CPC H04B 1/3888; H04M 1/0283; H04M 1/0202; A45C 1/06; A45C 2011/002; A45C 11/00; A45C 13/02; A45F 2005/026; A45F 2200/0525; A45F 2200/0516

See application file for complete search history.

(56) **References Cited**

U.S. PATENT DOCUMENTS

D77,291 S * 12/1928 Bunting D5/62
D88,162 S * 11/1932 Lukas D5/62

D96,593 S * 8/1935 Coe D5/55
D490,419 S * 5/2004 Shiue D14/341
D611,027 S * 3/2010 Nilsen D14/138 AD
D636,755 S * 4/2011 Chen D14/138 AA
D654,491 S * 2/2012 Melanson D14/250
D655,287 S * 3/2012 de Jong D14/341
D669,060 S * 10/2012 Huang D14/240
D671,933 S * 12/2012 Rodgers D14/250
D672,739 S * 12/2012 Sin D14/138 G
D673,550 S * 1/2013 Magness D14/250
D678,327 S * 3/2013 Lee D14/203.3
D681,616 S * 5/2013 Weller D14/250
D681,617 S * 5/2013 Weller D14/250
D716,783 S * 11/2014 Loncar D14/250
D727,303 S * 4/2015 Sin D14/248
D750,606 S * 3/2016 Lu D14/247
D751,058 S * 3/2016 Cocchia D14/250

(Continued)

Primary Examiner — Carla Jobe Wright

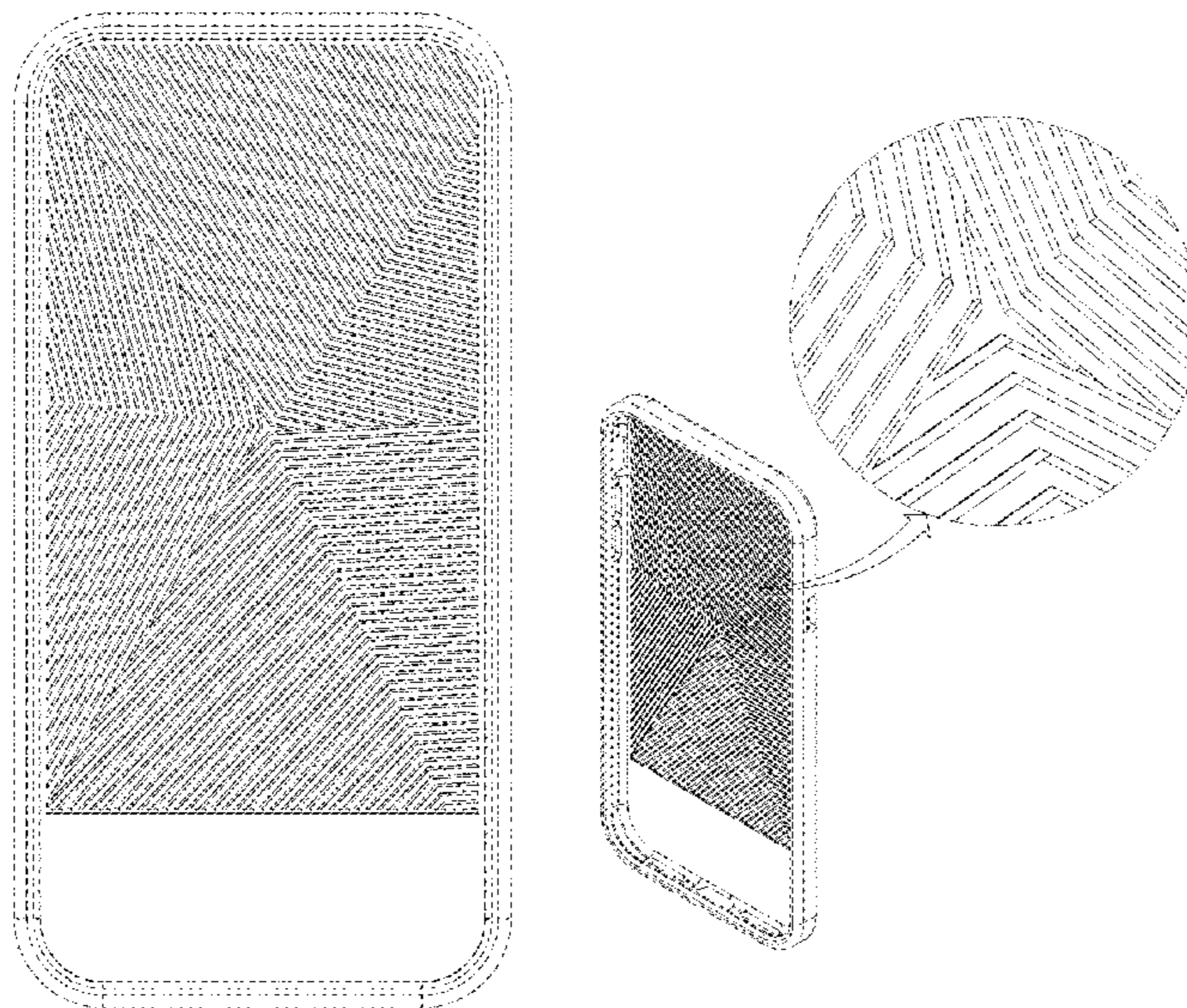
(57) **CLAIM**

The ornamental design for a case for a cellular phone with a surface pattern, as shown and described.

DESCRIPTION

FIG. 1 is a front perspective view of a case for cellular phone with a surface pattern showing our new design;
FIG. 2 is a front view thereof;
FIG. 3 is a rear view thereof;
FIG. 4 is a left side view thereof;
FIG. 5 is a right side view thereof;
FIG. 6 is a top view thereof;
FIG. 7 is a bottom view thereof; and,
FIG. 8 is a front perspective view thereof, with an enlarged detail of the encircled portion of the surface pattern.
The dot-dot-dash broken lines in FIG. 8 delineate a portion of the design that is shown on an enlarged scale. The dash-dash broken lines throughout the drawing figures depict environmental portions of the case that form no part of the claimed design.

1 Claim, 7 Drawing Sheets



(56)

References Cited

U.S. PATENT DOCUMENTS

D754,978 S * 5/2016 Blakely A41B 17/00
D5/56
D757,699 S * 5/2016 Lee D14/248
D761,773 S * 7/2016 Choi D14/248
D774,358 S * 12/2016 Joseph D7/510
D778,271 S * 2/2017 Stump D14/250
2014/0221056 A1* 8/2014 Gandhi H04B 1/3888
455/575.8
2015/0168789 A1* 6/2015 Kwon G02F 1/134336
349/33

* cited by examiner




FIG. 1




FIG. 2




FIG. 3

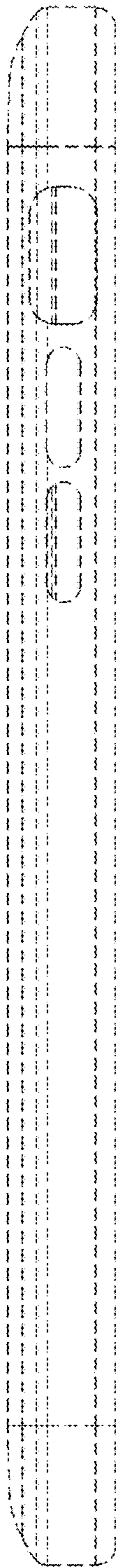


FIG. 4

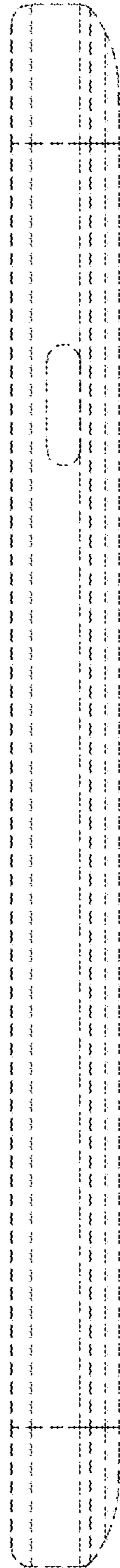


FIG. 5




FIG. 6




FIG. 7

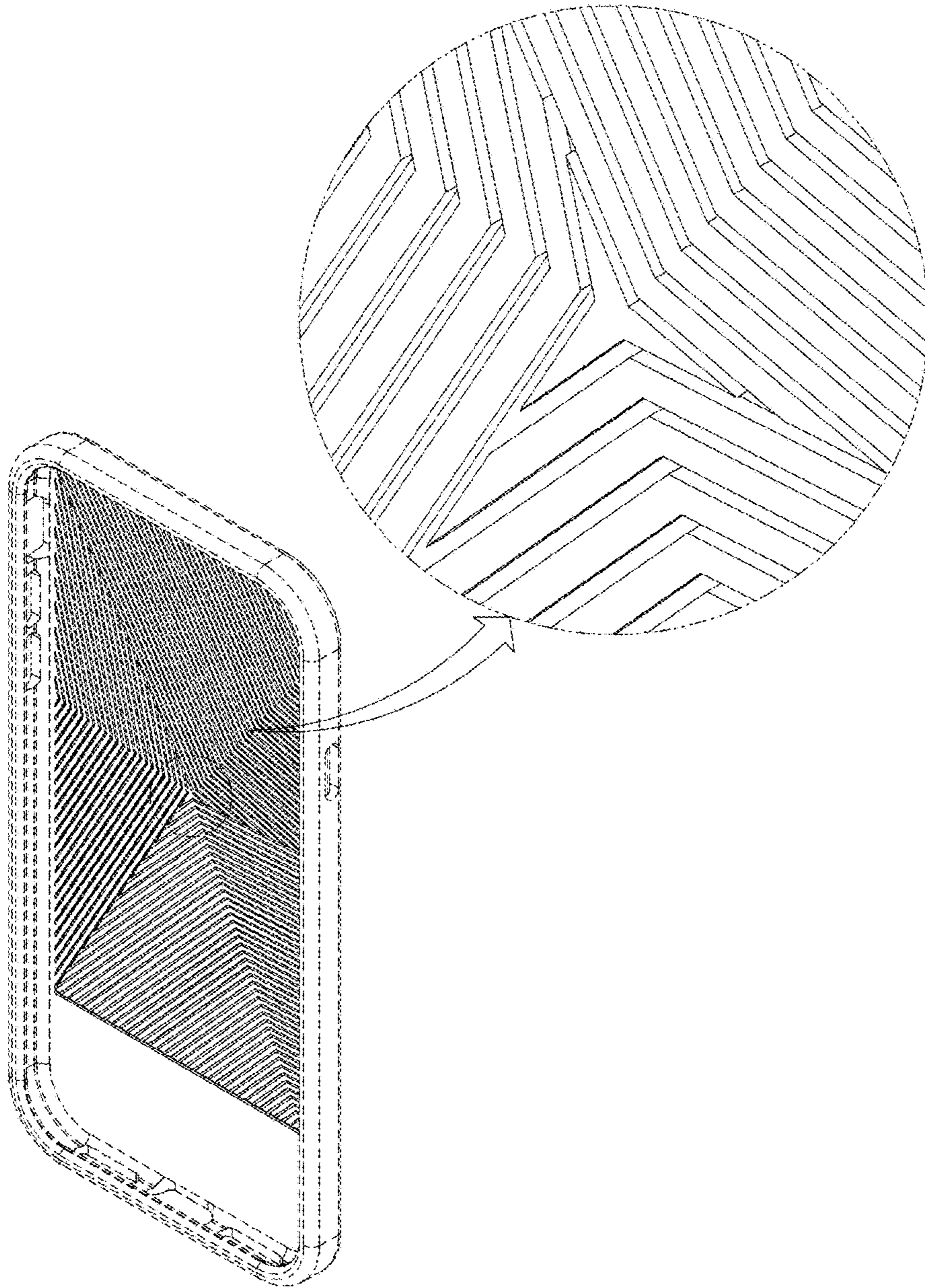


FIG. 8