



US00D792875S

(12) **United States Design Patent**
Kim et al.

(10) **Patent No.:** **US D792,875 S**

(45) **Date of Patent:** **** Jul. 25, 2017**

(54) **CASE FOR A CELLULAR PHONE WITH A SURFACE PATTERN**

(71) Applicant: **MODNE INC.**, Cerritos, CA (US)

(72) Inventors: **Woo Jin Kim**, Fullerton, CA (US);
Judy Jahey Chung, Anaheim, CA (US); **Ki Dong Kwon**, Glendale, CA (US); **Tae Hun Kim**, Irvine, CA (US); **Hyun Joo Lee**, Fullerton, CA (US); **Joo Young Yoon**, Seoul (KR); **Hong Jin Park**, Suwon-si (KR)

(73) Assignee: **MODNE INC.**, Cerritos, CA (US)

(**) Term: **15 Years**

(21) Appl. No.: **29/582,506**

(22) Filed: **Oct. 28, 2016**

(51) **LOC (10) Cl.** **14-03**

(52) **U.S. Cl.**
USPC **D14/250**

(58) **Field of Classification Search**
USPC D14/238.1, 440, 203.3–203.7, 217, 240, D14/447, 250, 251–253, 248, 341, 496; D3/201, 218, 247, 269, 273, 301, 303; D13/103, 107–108, 119; D5/55, 56, 62
CPC H04B 1/3888; H04M 1/0283; H04M 1/0202; A45C 1/06; A45C 2011/002; A45C 11/00; A45C 13/02; A45F 2005/026; A45F 2200/0525; A45F 2200/0516

See application file for complete search history.

(56) **References Cited**

U.S. PATENT DOCUMENTS

586,211 A * 7/1897 Basquin E06B 9/24
359/592
D606,525 S * 12/2009 Chen D14/248

D634,314 S * 3/2011 Fahrendorff D14/250
D649,144 S * 11/2011 Fathollahi D14/250
D666,585 S * 9/2012 Zheng D14/248
D668,245 S * 10/2012 Bau D14/132
D685,358 S * 7/2013 Armstrong D14/250
D688,249 S * 8/2013 Wharram D14/440
D715,785 S * 10/2014 Jacob D14/250
D717,775 S * 11/2014 Hemesath D14/250
D719,144 S * 12/2014 Eulette D14/250
D733,696 S * 7/2015 Burgett D14/250
D742,868 S * 11/2015 Odhwani D14/250
D742,869 S * 11/2015 Odhwani D14/250
D754,978 S * 5/2016 Blakely A41B 17/00
D5/56
D768,123 S * 10/2016 Armstrong D14/250
D774,358 S * 12/2016 Joseph D7/510
D778,271 S * 2/2017 Stump D14/250

(Continued)

Primary Examiner — Carla Jobe Wright

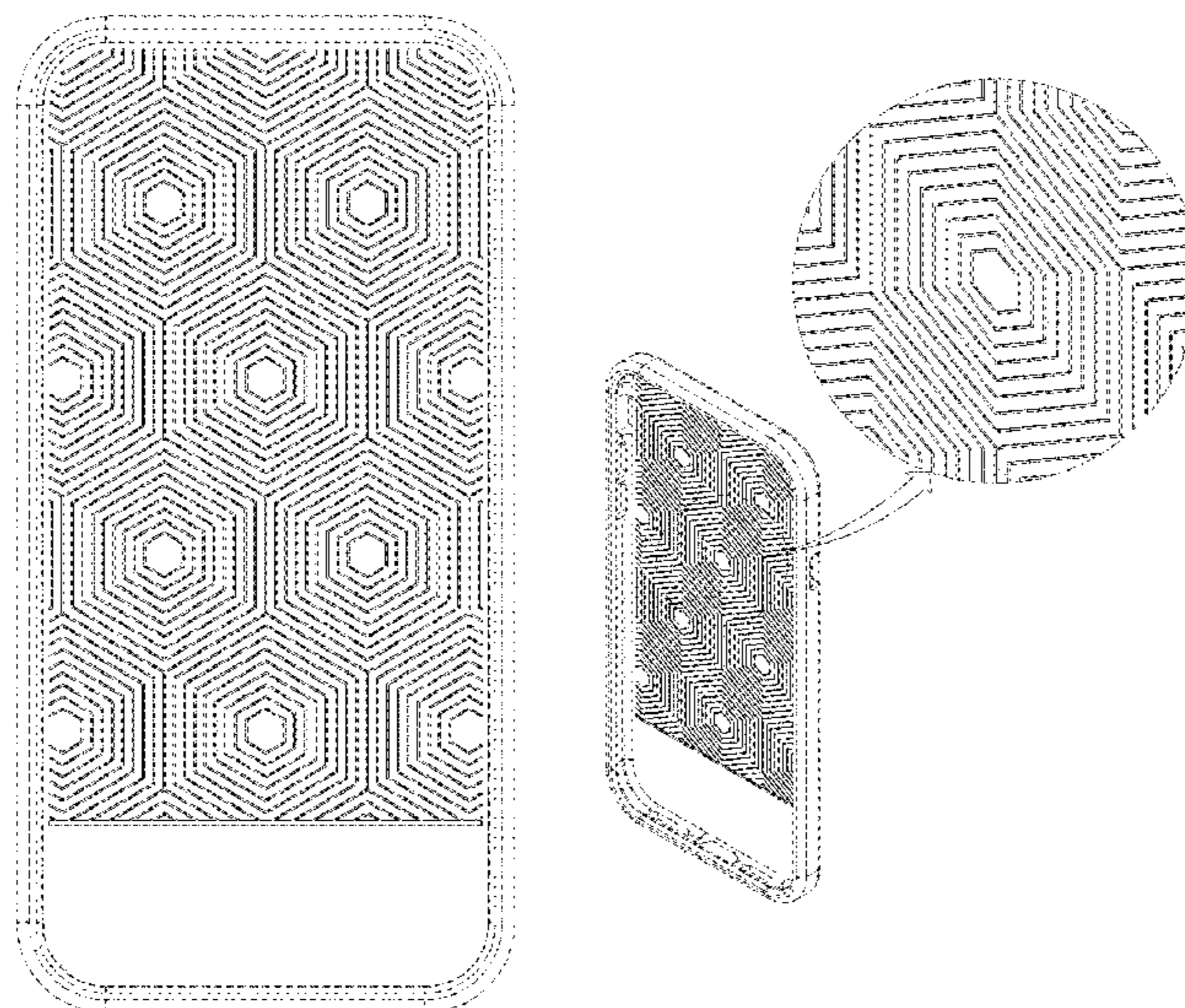
(57) **CLAIM**

The ornamental design for a case for a cellular phone with a surface pattern, as shown and described.

DESCRIPTION

FIG. 1 is a front perspective view of a case for cellular phone with a surface pattern showing our new design;
FIG. 2 is a front view thereof;
FIG. 3 is a rear view thereof;
FIG. 4 is a left side view thereof;
FIG. 5 is a right side view thereof;
FIG. 6 is a top view thereof;
FIG. 7 is a bottom view thereof; and,
FIG. 8 is a front perspective view thereof, with an enlarged detail of the encircled portion of the surface pattern.
The dot-dot-dash broken lines in FIG. 8 delineate a portion of the design that is shown on an enlarged scale. The dash-dash broken lines throughout the drawing figures depict environmental portions of the case that form no part of the claimed design.

1 Claim, 7 Drawing Sheets



(56)

References Cited

U.S. PATENT DOCUMENTS

2014/0221056 A1* 8/2014 Gandhi H04B 1/3888
455/575.8
2014/0268516 A1* 9/2014 Fathollahi A45C 11/00
361/679.01

* cited by examiner




FIG. 1




FIG. 2




FIG. 3

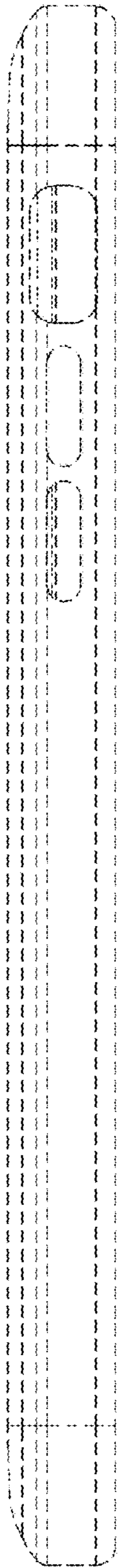


FIG. 4

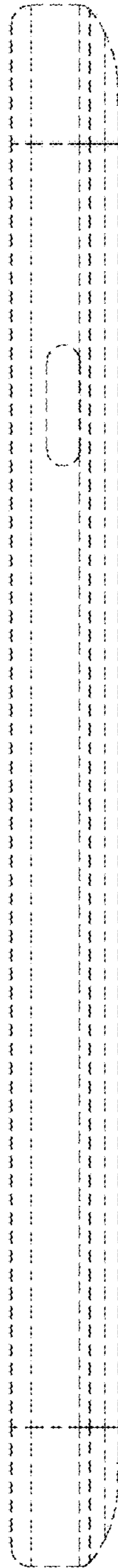


FIG. 5



FIG. 6




FIG. 7

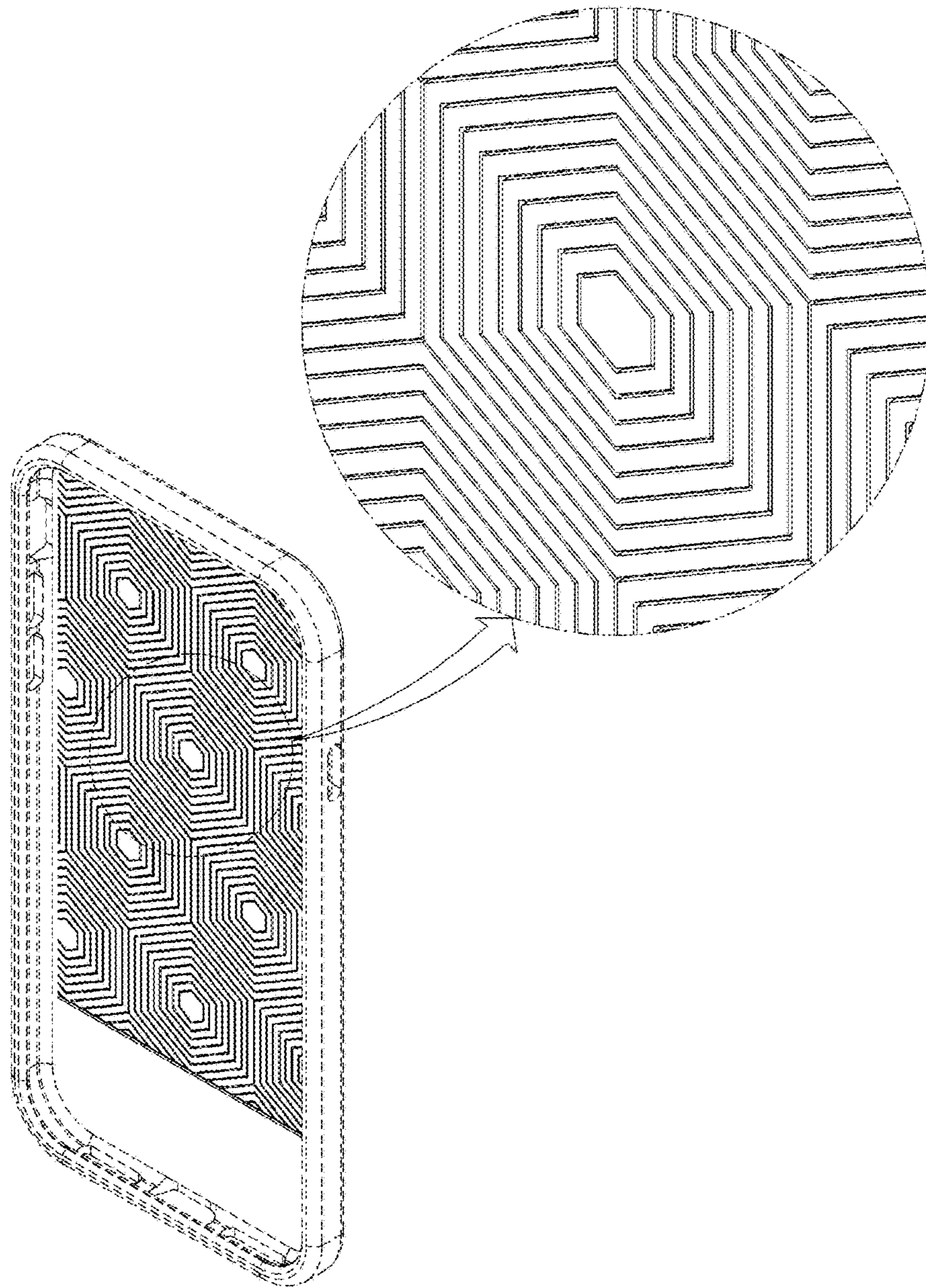


FIG. 8