

US00D792874S

(12) **United States Design Patent** (10) **Patent No.:** **US D792,874 S**
Lee et al. (45) **Date of Patent:** **** Jul. 25, 2017**

(54) **ELECTRONIC DEVICE**

(71) Applicant: **Samsung Electronics Co., Ltd.**,
Suwon-si (KR)
(72) Inventors: **Minhyouk Lee**, Seongnam-si (KR);
Hyounghsin Park, Seoul (KR); **JooHo Seo**, Seoul (KR)
(73) Assignee: **SAMSUNG ELECTRONICS CO., LTD.**, Suwon-si (KR)
(**) Term: **15 Years**

(21) Appl. No.: **29/539,093**

(22) Filed: **Sep. 10, 2015**

(30) **Foreign Application Priority Data**

Jul. 15, 2015 (KR) 30-2015-0035547

(51) **LOC (10) Cl.** **14-03**

(52) **U.S. Cl.**
USPC **D14/248**

(58) **Field of Classification Search**

USPC D14/138 AA, 138 AB, 138 AD, 138 AC,
D14/138 C, 138 G, 138 R, 248, 250, 253,
D14/341, 440; D3/215, 218

CPC H05K 5/0217; H04M 1/03; H04B 1/3888;
H04N 5/2252; A45C 2011/002

See application file for complete search history.

(56) **References Cited**

U.S. PATENT DOCUMENTS

D625,700 S * 10/2010 Sandberg D14/138 AD
D677,255 S * 3/2013 McManigal D14/341
D689,456 S * 9/2013 Lee D14/138 G
D692,880 S * 11/2013 Song D14/341

(Continued)

OTHER PUBLICATIONS

Doogee Official, Doogee NOVA Y100X Complete Review, Jul. 14, 2015, [online], Retrieved Feb. 15, 2017 from <URL:https://youtu.be/zg_NZJNJ7kA>.*

Primary Examiner — Sheryl Lane

Assistant Examiner — Calvin E Vansant

(74) *Attorney, Agent, or Firm* — McAndrews Held & Malloy, Ltd.

(57) **CLAIM**

The ornamental design for an electronic device, as shown and described.

DESCRIPTION

FIG. 1 is a front perspective view of a first embodiment of an electronic device showing our new design;

FIG. 2 is a front elevation view thereof;

FIG. 3 is a rear elevation view thereof;

FIG. 4 is a left-side elevation view thereof;

FIG. 5 is a right-side elevation view thereof;

FIG. 6 is a top plan view thereof;

FIG. 7 is a bottom plan view thereof;

FIG. 8 is a cross-section view taken along line 8-8 of FIG. 2;

FIG. 9 is an enlarged view of the area encircled in FIG. 8;

FIG. 10 is a front perspective view of a second embodiment of an electronic device showing our new design;

FIG. 11 is a front elevation view thereof;

FIG. 12 is a rear elevation view thereof;

FIG. 13 is a left-side elevation view thereof;

FIG. 14 is a right-side elevation view thereof;

FIG. 15 is a top plan view thereof; and,


FIG. 16 is a bottom plan view thereof.

The dashed broken lines depict portions of the electronic device that form no part of the claimed design.

The dot-dash broken lines represent an unclaimed boundary line, and form no part of the claimed design.

The dot-dot-dash broken lines represent an area illustrated in an enlargement and form no part of the claimed design.

1 Claim, 11 Drawing Sheets



(56)

References Cited

U.S. PATENT DOCUMENTS

D698,329	S	*	1/2014	Im	D14/138	G
D701,190	S	*	3/2014	Lee	D14/138	G
D701,192	S	*	3/2014	Park	D14/138	G
D703,632	S	*	4/2014	Lim	D14/138	G
D706,738	S	*	6/2014	Kim	D14/138	G
D716,293	S	*	10/2014	Hwang	D14/341	
D726,673	S	*	4/2015	Lee	D14/138	G
D726,716	S	*	4/2015	Green	D14/341	
D730,862	S	*	6/2015	Lim	D14/138	G
D737,813	S	*	9/2015	Hirooka	D14/341	
D738,341	S	*	9/2015	Choi	D14/138	G
D738,839	S	*	9/2015	Choi	D14/138	AA
D738,841	S	*	9/2015	Kim	D14/138	G
D744,448	S	*	12/2015	Im	D14/138	AA
D744,973	S	*	12/2015	Lee	D14/138	G
D744,992	S	*	12/2015	Lee	D14/248	
D747,712	S	*	1/2016	Kim	D14/341	
D752,005	S	*	3/2016	Dhondt	D14/138	G
D753,640	S	*	4/2016	Cha	D14/248	
D755,151	S	*	5/2016	Kim	D14/138	G
D758,987	S	*	6/2016	Kim	D14/138	AA
D764,427	S	*	8/2016	Park	D14/138	G
D764,429	S	*	8/2016	Choe	D14/138	G
D765,624	S	*	9/2016	Kim	D14/248	
D775,095	S	*	12/2016	Kim	D14/138	G
D775,096	S	*	12/2016	Kim	D14/138	G
D775,101	S	*	12/2016	Kim	D14/138	G
D775,597	S	*	1/2017	Kim	D14/138	G
D775,599	S	*	1/2017	Kim	D14/138	G
D775,600	S	*	1/2017	Kim	D14/138	G

* cited by examiner

FIG. 1

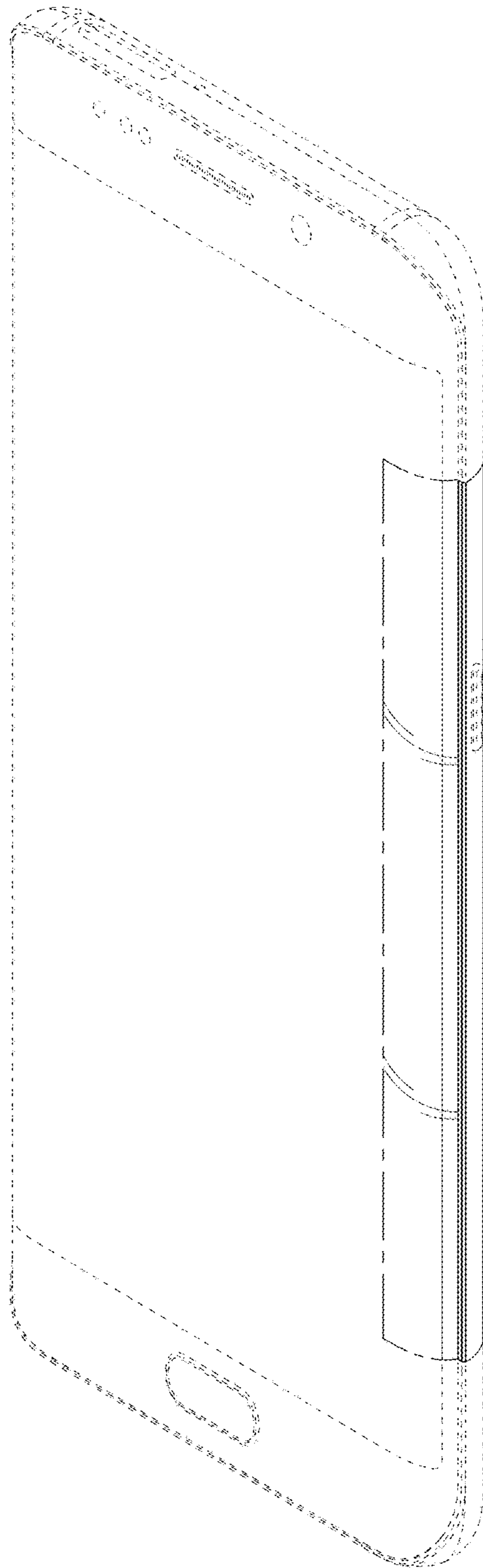


FIG.2

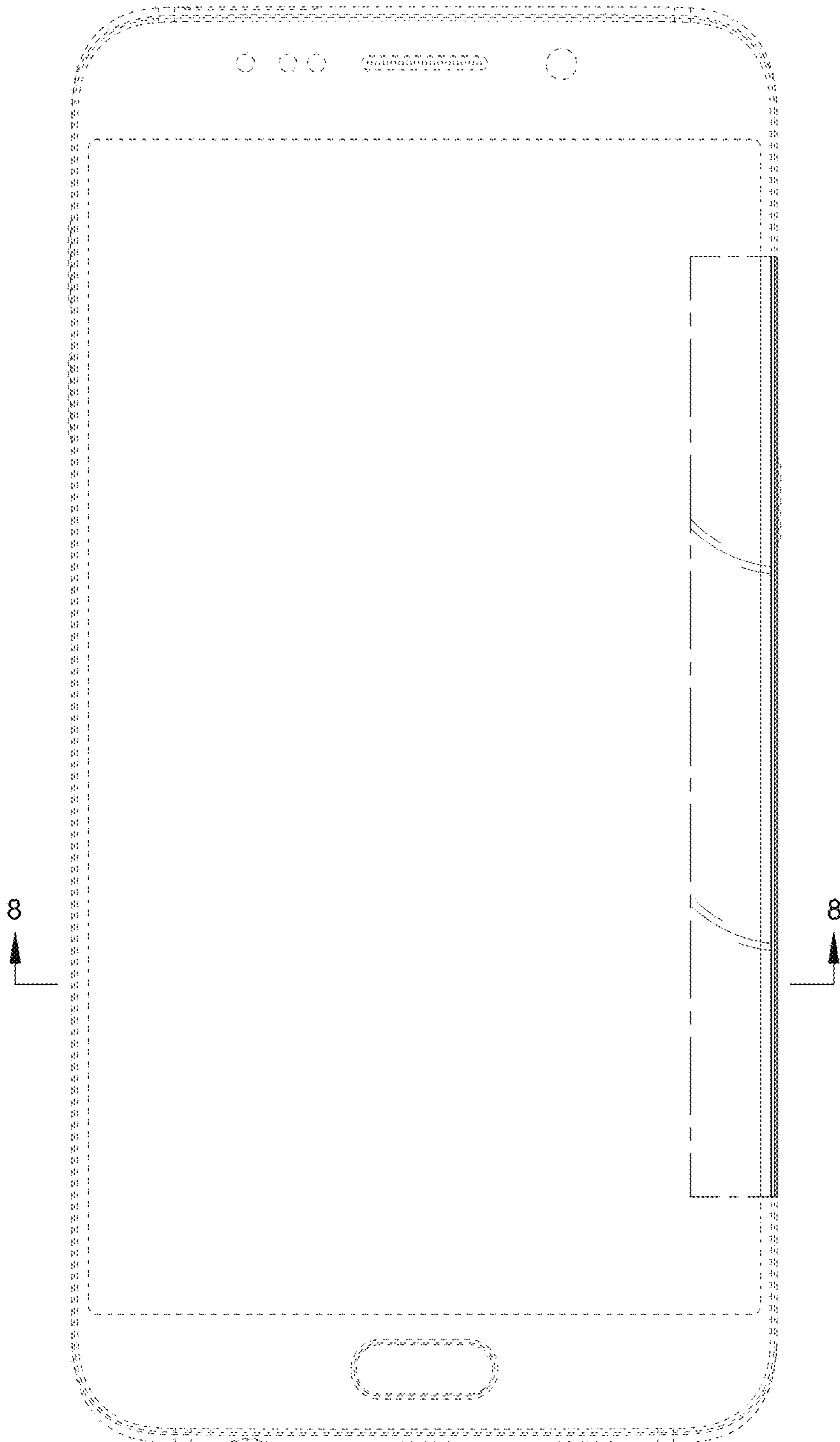


FIG.3




FIG.4

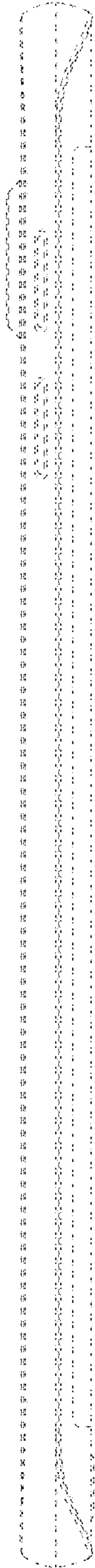


FIG.5




FIG.6

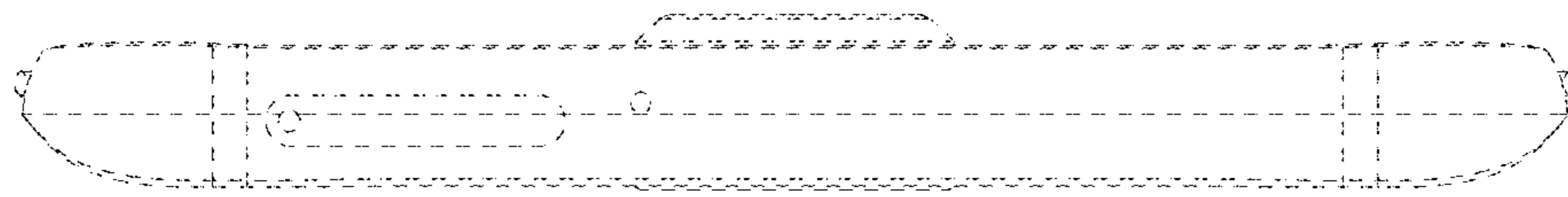


FIG.7

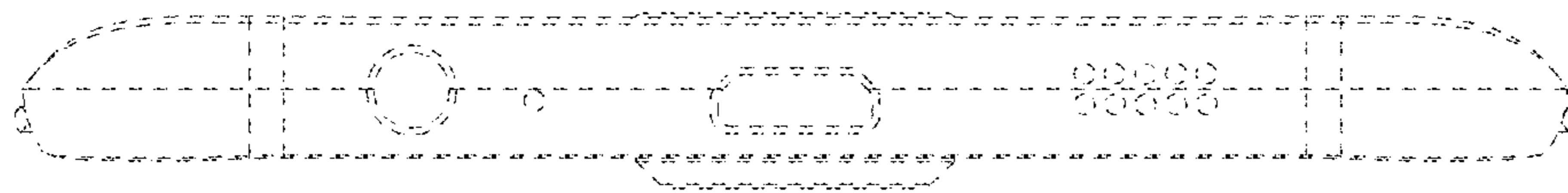


FIG.8




FIG.9

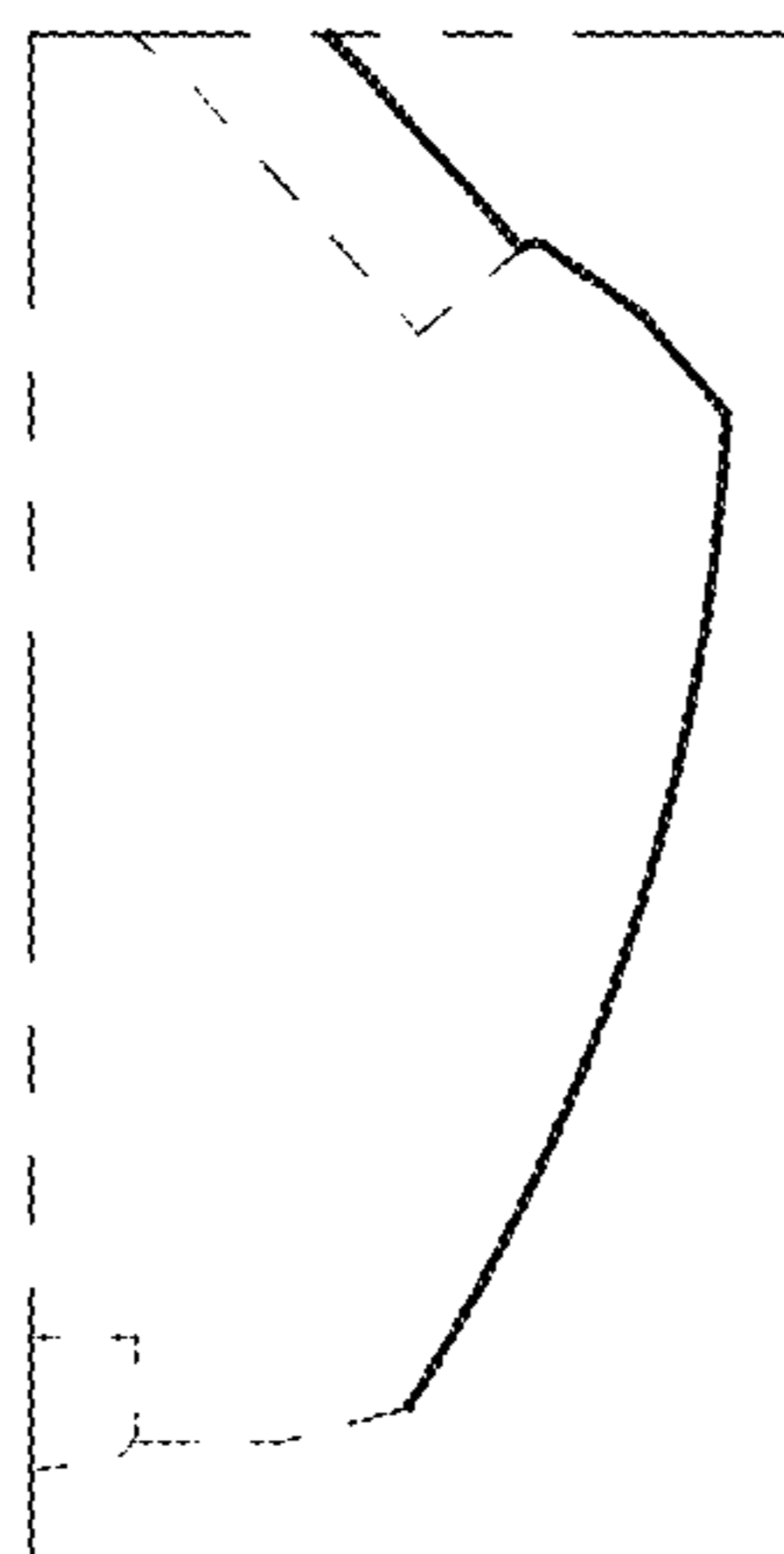


FIG.10

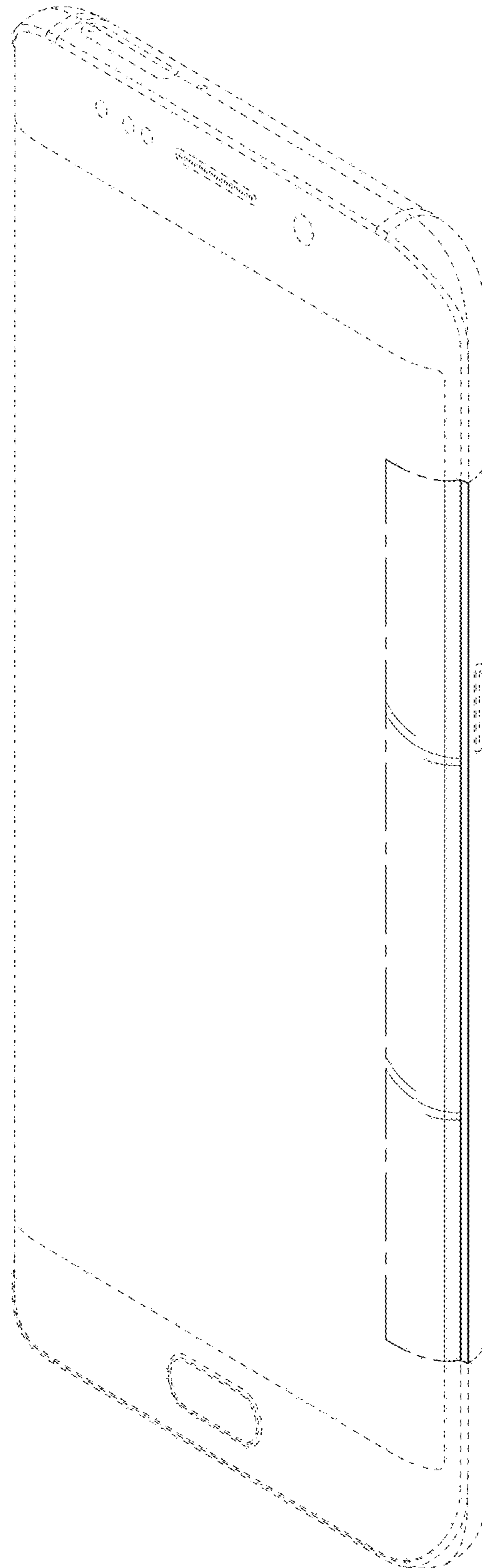


FIG.11




FIG.12




FIG.13

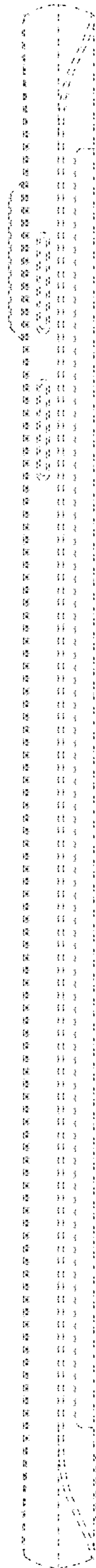


FIG.14

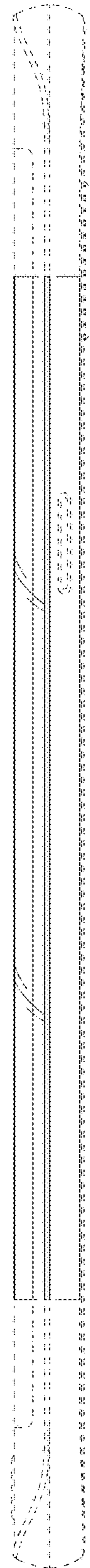


FIG.15




FIG.16

