



US00D792837S

(12) **United States Design Patent**  
**Thompson et al.**

(10) **Patent No.:** **US D792,837 S**  
(45) **Date of Patent:** **\*\* Jul. 25, 2017**

(54) **TIRE TREAD**

(71) Applicant: **Bridgestone Americas Tire Operations, LLC**, Nashville, TN (US)

(72) Inventors: **Thaddeus Thomas Thompson**, Massillon, OH (US); **Kevin Earl Scheifele**, Atwater, OH (US); **Zachary Adam Sterba**, Akron, OH (US)

(73) Assignee: **Bridgestone Americas Tire Operations, LLC**, Nashville, TN (US)

(\*\*) Term: **15 Years**

(21) Appl. No.: **29/579,022**

(22) Filed: **Sep. 27, 2016**

(51) **LOC (10) Cl.** ..... **12-15**

(52) **U.S. Cl.**  
USPC ..... **D12/579**

(58) **Field of Classification Search**  
USPC ..... D12/568, 574-575, 577-580, 599  
CPC ..... B60C 1/0016; B60C 3/06; B60C 9/17;  
B60C 11/0306; B60C 11/0302;  
B60C 11/11; B60C 2011/0346;  
B60C 2011/0365; B60C 2011/0369;  
B60C 2011/0381

See application file for complete search history.

(56) **References Cited**

U.S. PATENT DOCUMENTS

D279,891 S *	7/1985	German	.....	D12/596
D313,778 S *	1/1991	Kobayashi	.....	D12/579
D344,049 S *	2/1994	Brown	.....	D12/580
D444,106 S *	6/2001	Allison	.....	D12/579
D450,273 S *	11/2001	Guspodin	.....	D12/579
D453,310 S *	2/2002	Allison	.....	D12/579
D556,124 S *	11/2007	Thum	.....	D12/579
D604,227 S *	11/2009	Bonko	.....	D12/579
D609,162 S	2/2010	Dixon et al.		
D610,071 S	2/2010	Song		

D610,974 S	3/2010	Hagiwara
D621,342 S	8/2010	Osaka
D626,913 S	11/2010	Osaka
D627,709 S	11/2010	Harvey et al.
D635,088 S	3/2011	Sareen
D645,399 S	9/2011	Kiwaki
D713,329 S	9/2014	Dixon et al.
D720,284 S	12/2014	Lo
D730,272 S	5/2015	Fleckner
D731,959 S	6/2015	Larregain et al.
D732,463 S	6/2015	Petr et al.
D735,118 S	7/2015	Dixon et al.
D737,197 S	8/2015	Wang et al.
D739,817 S	9/2015	Nomoto

(Continued)

*Primary Examiner* — Mary Ann Calabrese  
*Assistant Examiner* — Messina L Smith

(57) **CLAIM**


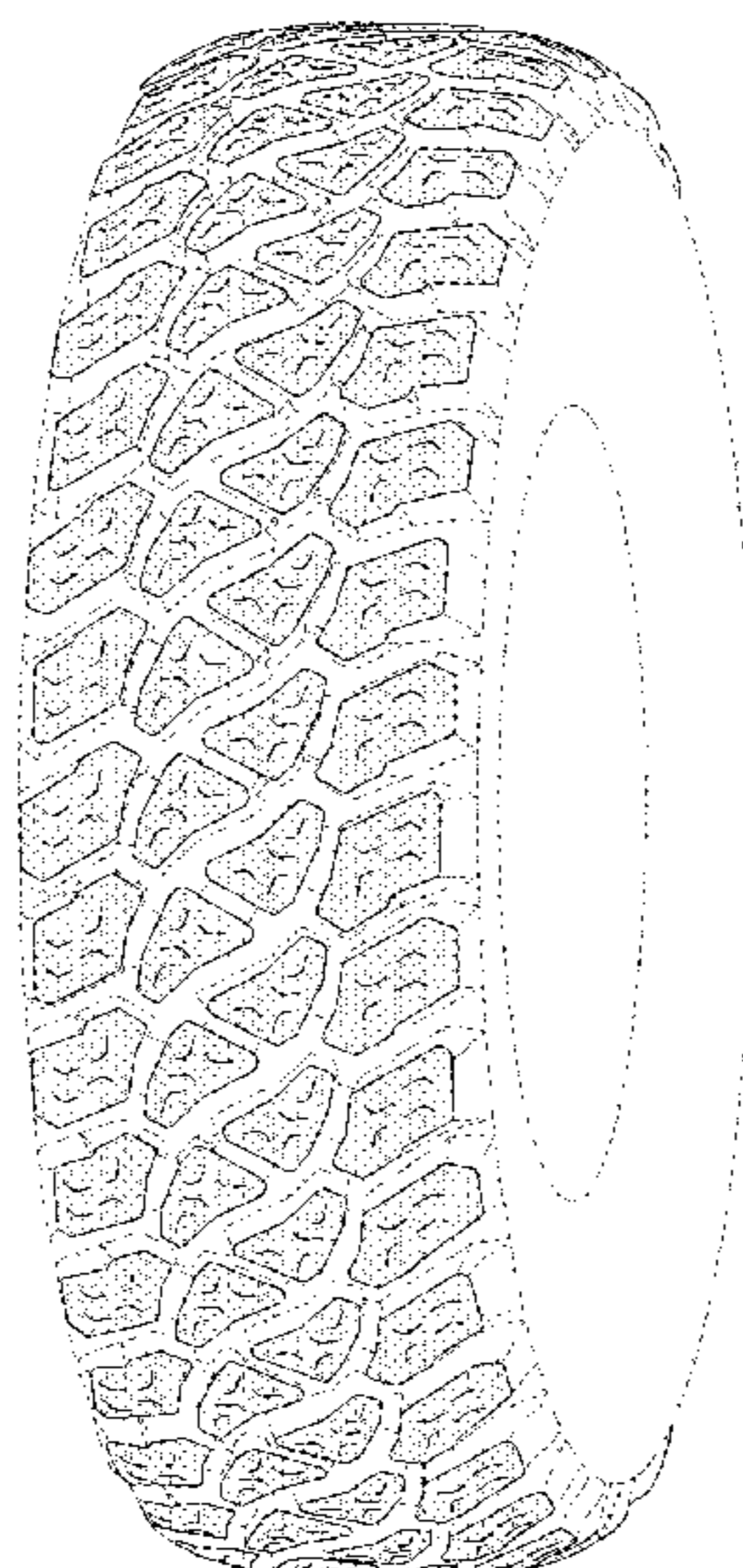
The ornamental design for a tire tread, as shown and described.

**DESCRIPTION**

FIG. 1 is a side perspective view of a tire tread showing our new design, it being understood that the tread pattern is repeated throughout the circumference of the tire tread, the opposite side being the same as that shown; FIG. 2 is a front elevational view thereof, the opposite side being identical thereto; FIG. 3 is a side elevational view of the left side thereof; FIG. 4 is a side elevational view of the right side thereof; and, FIG. 5 is an enlarged fragmentary front elevational view of FIG. 2.

In the drawings, the shaded surfaces comprise the claim. The broken lines defining the sidewall, inner bead, tread lug side walls, and the peripheral boundary between the claimed tire tread and the sidewall depict environmental subject matter that forms no part of the claimed design.

**1 Claim, 5 Drawing Sheets**



(56)

**References Cited**

U.S. PATENT DOCUMENTS

D748,569 S	2/2016	Sueyoshi	
D756,898 S	5/2016	Kristen	
D768,057 S *	10/2016	Scheifele .....	D12/579
D777,652 S *	1/2017	Lippert .....	D12/579
D781,220 S *	3/2017	Scheifele .....	D12/579
D786,782 S *	5/2017	Dixon .....	D12/563

\* cited by examiner

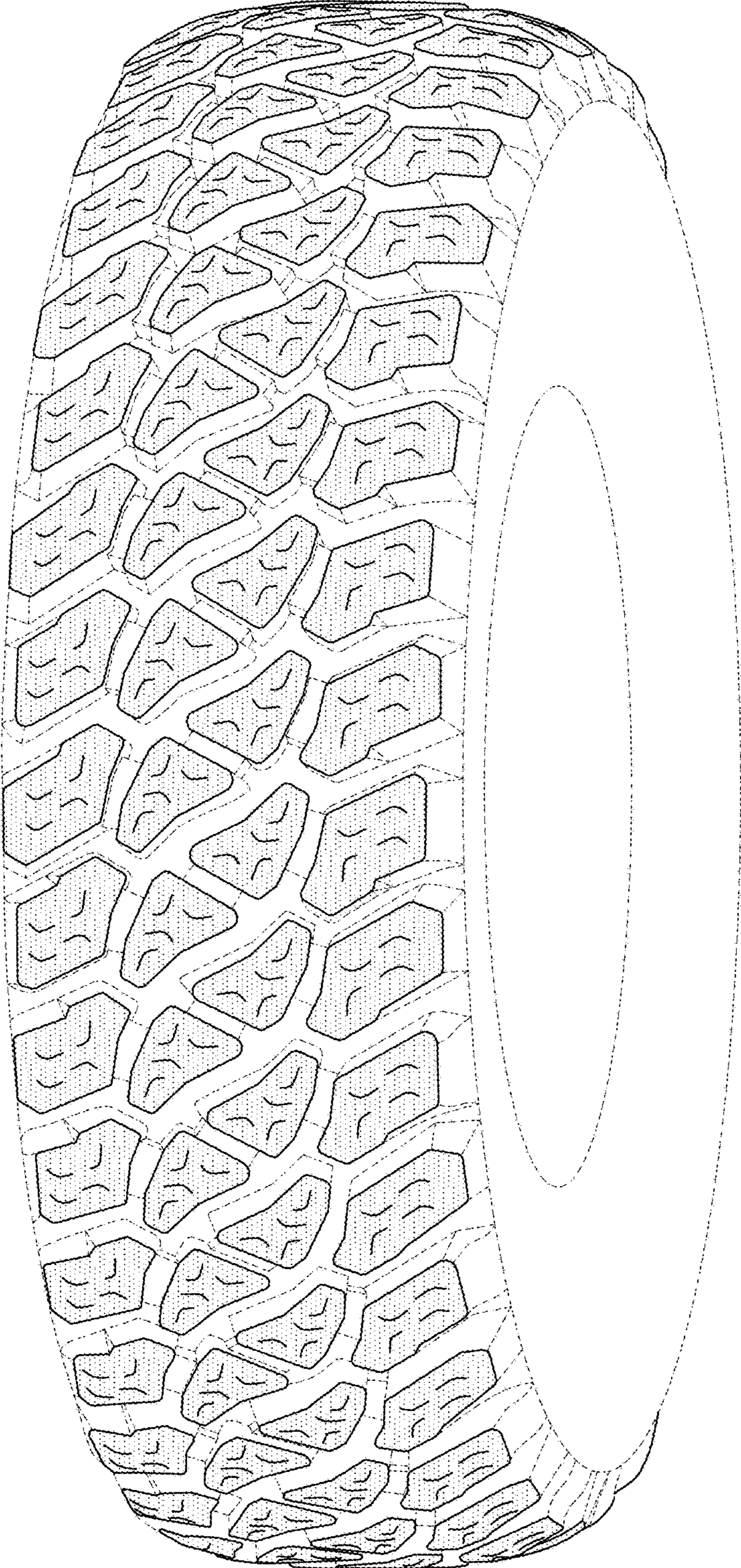


FIG. 1

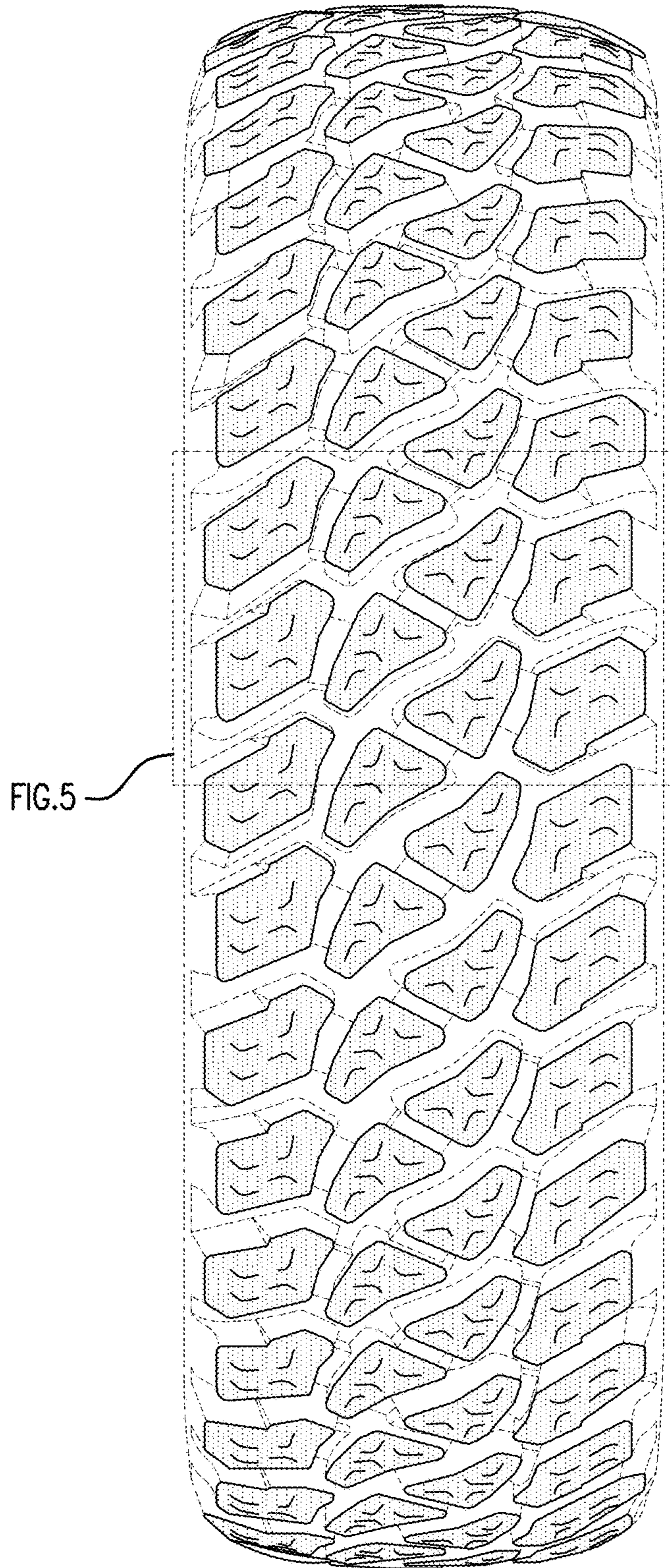


FIG. 5

FIG. 2

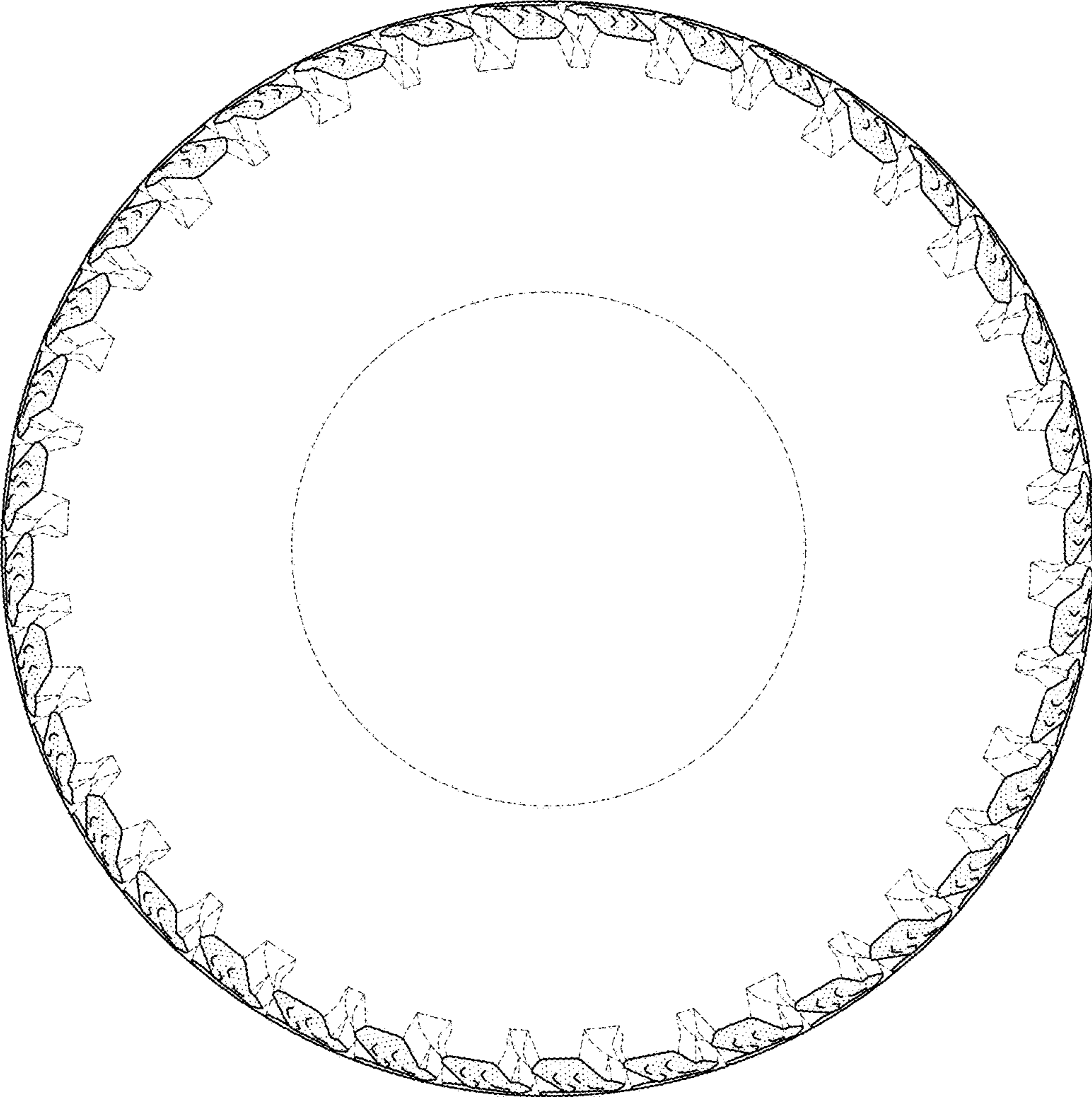


FIG. 3

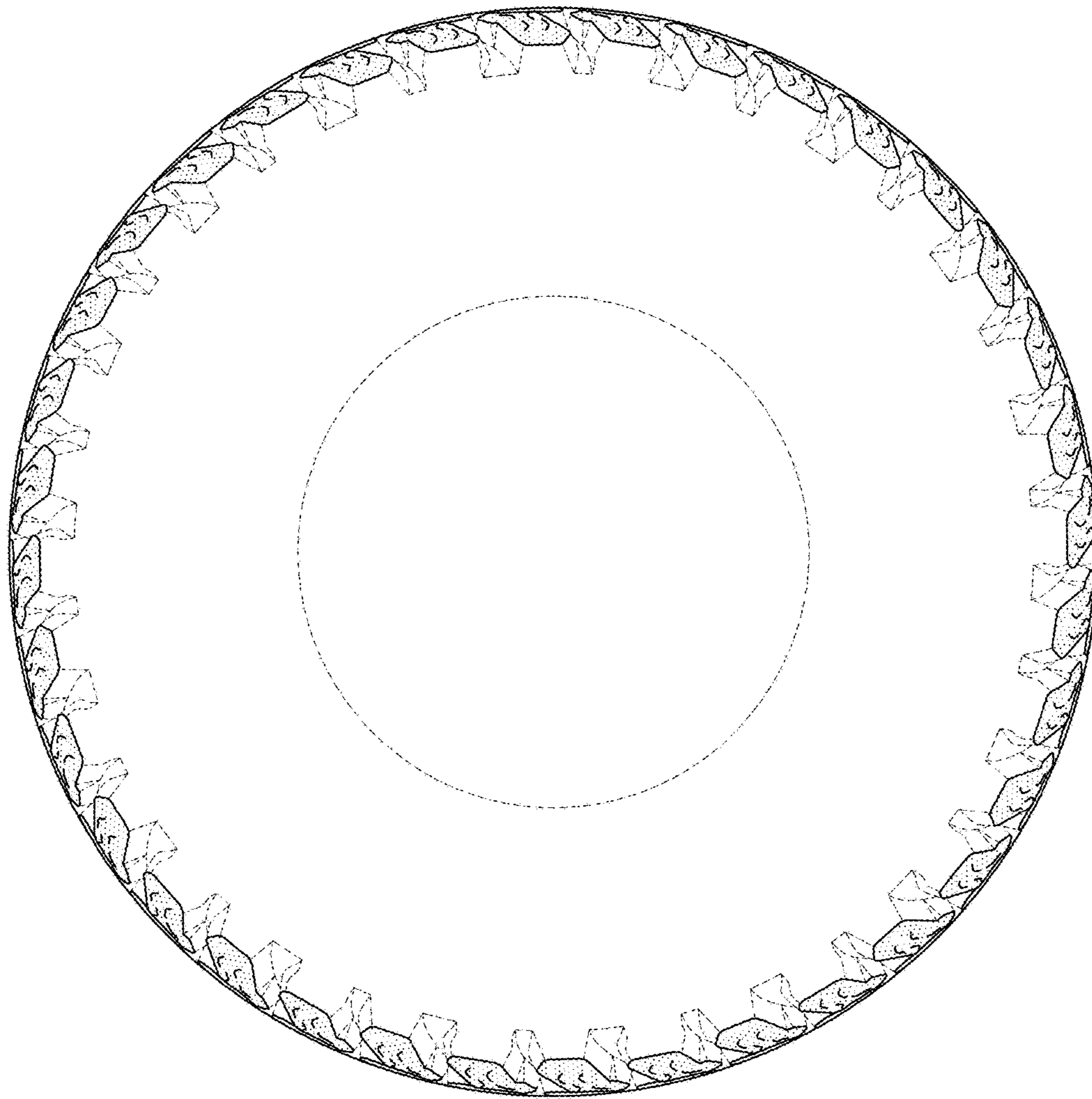


FIG.4




FIG. 5