



US00D792833S

(12) **United States Design Patent**
Chan

(10) **Patent No.:** **US D792,833 S**

(45) **Date of Patent:** **** Jul. 25, 2017**

(54) **SKY ROOF RACK**

(71) Applicant: **Jaguar Land Rover Limited**, Whitley,
Coventry (GB)

(72) Inventor: **Alex Chan**, Coventry (GB)

(73) Assignee: **Jaguar Land Rover Limited**, Whitley,
Coventry (GB)

(**) Term: **15 Years**

(21) Appl. No.: **29/550,429**

(22) Filed: **Jan. 4, 2016**

(30) **Foreign Application Priority Data**

Jul. 1, 2015 (EM) 002729830

(51) **LOC (10) Cl.** **12-16**

(52) **U.S. Cl.**
USPC **D12/412**

(58) **Field of Classification Search**
USPC D12/412, 406, 413, 414, 414.1; D6/552;
D3/304-306
CPC B60R 9/00; B60R 9/02; B60R 9/04; B60R
9/08; B60R 9/055; B60R 9/058; B60R
9/06; B60R 9/065; B60R 9/10; B60R
9/12

See application file for complete search history.

(56) **References Cited**

U.S. PATENT DOCUMENTS

D380,188 S * 6/1997 Prasatek D12/412
D457,123 S * 5/2002 Sin D12/412
D577,327 S * 9/2008 Jung D12/412

D594,813 S * 6/2009 Kramer D12/412
D627,704 S * 11/2010 Bucher D12/412
D628,949 S * 12/2010 Farber D12/412
D665,726 S * 8/2012 Eriksson D12/412
D679,239 S * 4/2013 McMurtrie D12/412
D691,550 S * 10/2013 Moeller D12/412
D778,224 S * 2/2017 Eriksson D12/412

* cited by examiner

Primary Examiner — Katrina A Betton

(74) *Attorney, Agent, or Firm* — Wood Herron & Evans
LLP

(57) **CLAIM**

The ornamental design for a sky roof rack, as shown and
described.

DESCRIPTION

FIG. 1 is a left front perspective view of a sky roof rack for
a vehicle according to the present invention.

FIG. 2 is a right rear perspective view thereof.

FIG. 3 is a front view thereof.

FIG. 4 is a rear view thereof.

FIG. 5 is a left side view thereof.

FIG. 6 is a right side view thereof.

FIG. 7 is a top view thereof.


FIG. 8 is a left front perspective view of the sky roof rack
shown in FIG. 1, mounted alongside a lighter shaded sky
roof rack that is not claimed in this application.

FIG. 9 is a rear view of the sky roof rack as shown in FIG.
8; and,

FIG. 10 is a top view of the sky roof rack as shown in FIGS.
8 and 9.

In FIGS. 8-10, the lighter shaded region is shown for
environmental purposes only and forms no part of the
present invention.

1 Claim, 4 Drawing Sheets






FIG. 1




FIG. 2




FIG. 3




FIG. 4




FIG. 5




FIG. 6




FIG. 7

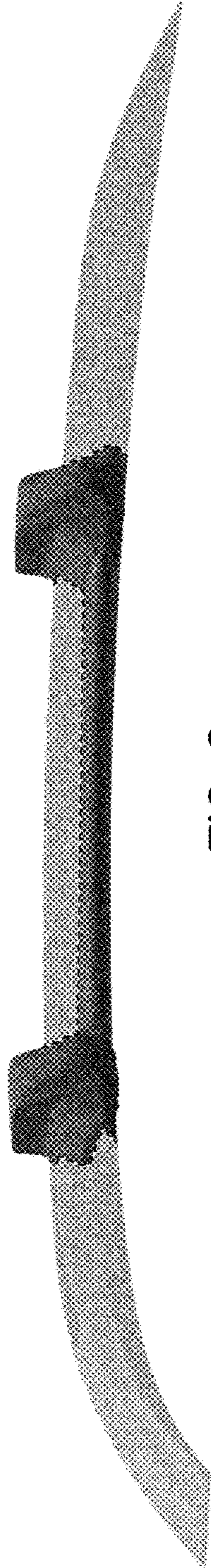


FIG. 8




FIG. 9




FIG. 10