



US00D792830S

(12) **United States Design Patent**
Groth

(10) **Patent No.:** **US D792,830 S**

(45) **Date of Patent:** **** Jul. 25, 2017**

(54) **VEHICLE WHEEL**

(71) Applicant: **Bayerische Motoren Werke Aktiengesellschaft, Munich (DE)**

(72) Inventor: **Kristian Groth, Munich (DE)**

(73) Assignee: **Bayerische Motoren Werke Aktiengesellschaft, Munich (DE)**

(**) Term: **15 Years**

(21) Appl. No.: **29/568,048**

(22) Filed: **Jun. 15, 2016**

(30) **Foreign Application Priority Data**

Dec. 16, 2015 (DE) 40 2015 101 340

(51) **LOC (10) Cl.** **12-16**

(52) **U.S. Cl.**
USPC **D12/211**

(58) **Field of Classification Search**
USPC D12/204–213
CPC B60B 7/00; B60B 7/02; B60B 7/04; B60B 7/01; B60B 7/06; B60B 3/02; B60B 3/04; B60B 3/06; B60B 3/10; B60B 1/00; B60B 1/08; B60B 1/10; B60B 1/12
See application file for complete search history.

(56) **References Cited**

U.S. PATENT DOCUMENTS

D492,235 S	6/2004	Nordmann	
D567,167 S	4/2008	Forster	
D589,428 S *	3/2009	Scheu	D12/211
D594,802 S *	6/2009	Gustafsson	D12/211
D615,018 S *	5/2010	Truebsbach	D12/211
D631,816 S *	2/2011	Foosse	D12/211
D635,078 S	3/2011	Elmitt	
D641,679 S *	7/2011	Vardis	D12/211
D658,102 S *	4/2012	Nissl	D12/209

D686,130 S *	7/2013	Elmitt	D12/209
D688,188 S *	8/2013	Baum	D12/211
D696,178 S	12/2013	Amezketta	
D697,003 S	1/2014	Baum et al.	
D731,390 S *	6/2015	Kobayashi	D12/211
D741,237 S *	10/2015	Furst	D12/209
D743,865 S *	11/2015	Rueckheim	D12/209
D747,252 S *	1/2016	Buckingham	D12/211
D775,575 S *	1/2017	Kippes	D12/209

FOREIGN PATENT DOCUMENTS

EM	000735758-0006	7/2007
EM	001754979-0001	11/2011
EM	001867169-0002	6/2013
WO	WO DM/059484	5/2002

* cited by examiner

Primary Examiner — Stacia Cadmus

(74) *Attorney, Agent, or Firm* — Crowell & Moring LLP

(57) **CLAIM**

The ornamental design for a vehicle wheel, as shown and described.

DESCRIPTION

This application contains subject matter related to the following co-pending U.S. design patent application: Application Ser. No. 29/491,043, filed May 16, 2014 and entitled “Vehicle Wheel.”

FIG. 1 is a perspective view of a vehicle wheel according to the design;

FIG. 2 is an additional perspective view thereof;

FIG. 3 is an additional perspective view thereof;

FIG. 4 is a front view thereof;

FIG. 5 is a rear view thereof in a lighter gray scale, representing environmental features that form no part of the claimed design; and,

FIG. 6 is a side view thereof.

1 Claim, 6 Drawing Sheets






Fig. 1



Fig. 2



Fig. 3



Fig. 4




Fig. 5




Fig. 6