



US00D792796S

(12) **United States Design Patent** (10) **Patent No.:** **US D792,796 S**
Haley (45) **Date of Patent:** **** Jul. 25, 2017**

(54) **WEIGHTED BRACELET**
(71) Applicant: **Better Way Inventions, LLC**, Boynton Beach, FL (US)
(72) Inventor: **Stephen C. Haley**, Boynton Beach, FL (US)
(73) Assignee: **Better Way Inventions, LLC**, Boynton Beach, FL (US)
(**) Term: **15 Years**

D279,555 S * 7/1985 Matsuo D11/4
D319,591 S * 9/1991 Coveri D10/32
D320,166 S * 9/1991 Shell D10/32
D323,472 S * 1/1992 Bende D11/1
5,127,891 A * 7/1992 Winston A63B 21/065
482/105
D328,878 S * 8/1992 Tse D11/19
D332,760 S * 1/1993 Tse D11/3
D341,791 S * 11/1993 Bowlby D11/3
6,113,521 A * 9/2000 Winston A63B 21/065
482/105
D446,467 S * 8/2001 Lepeu D11/3
(Continued)

(21) Appl. No.: **29/549,659**
(22) Filed: **Dec. 28, 2015**

OTHER PUBLICATIONS

Tone-y-Bands (available online May 15, 2015) Retrieved from the internet Jan. 6, 2017, retrieved from the internet URL: <https://www.youtube.com/watch?v=Xdspa43yG1w>.*

Related U.S. Application Data

(62) Division of application No. 13/793,473, filed on Mar. 11, 2013, now Pat. No. 9,302,141.

(51) **LOC (10) Cl.** **11-01**
(52) **U.S. Cl.**
USPC **D11/3**

Primary Examiner — Cathron Brooks
Assistant Examiner — Richard Kearney
(74) *Attorney, Agent, or Firm* — Mark C. Johnson;
Johnson | Dalal

(58) **Field of Classification Search**
USPC D10/30, 31, 32, 38, 39, 46, 70, 128;
D11/1–25; D14/344; D24/167, 186
CPC A63B 21/065; A63B 24/0087; A44C 5/00;
A44C 5/12; A44C 5/14; A44C 5/18;
A44C 5/147; A44C 5/185; A44C 5/2047;
A44C 5/2052; A44C 5/0007; A44C
5/003; A44C 5/0015; A44C 5/0023; A44C
5/0053; A44C 5/0061; A44C 5/0069;
A44C 5/0076; A44B 11/24; A44B 11/006
See application file for complete search history.

(57) **CLAIM**

The ornamental design for a weighted bracelet, as shown and described.

(56) **References Cited**

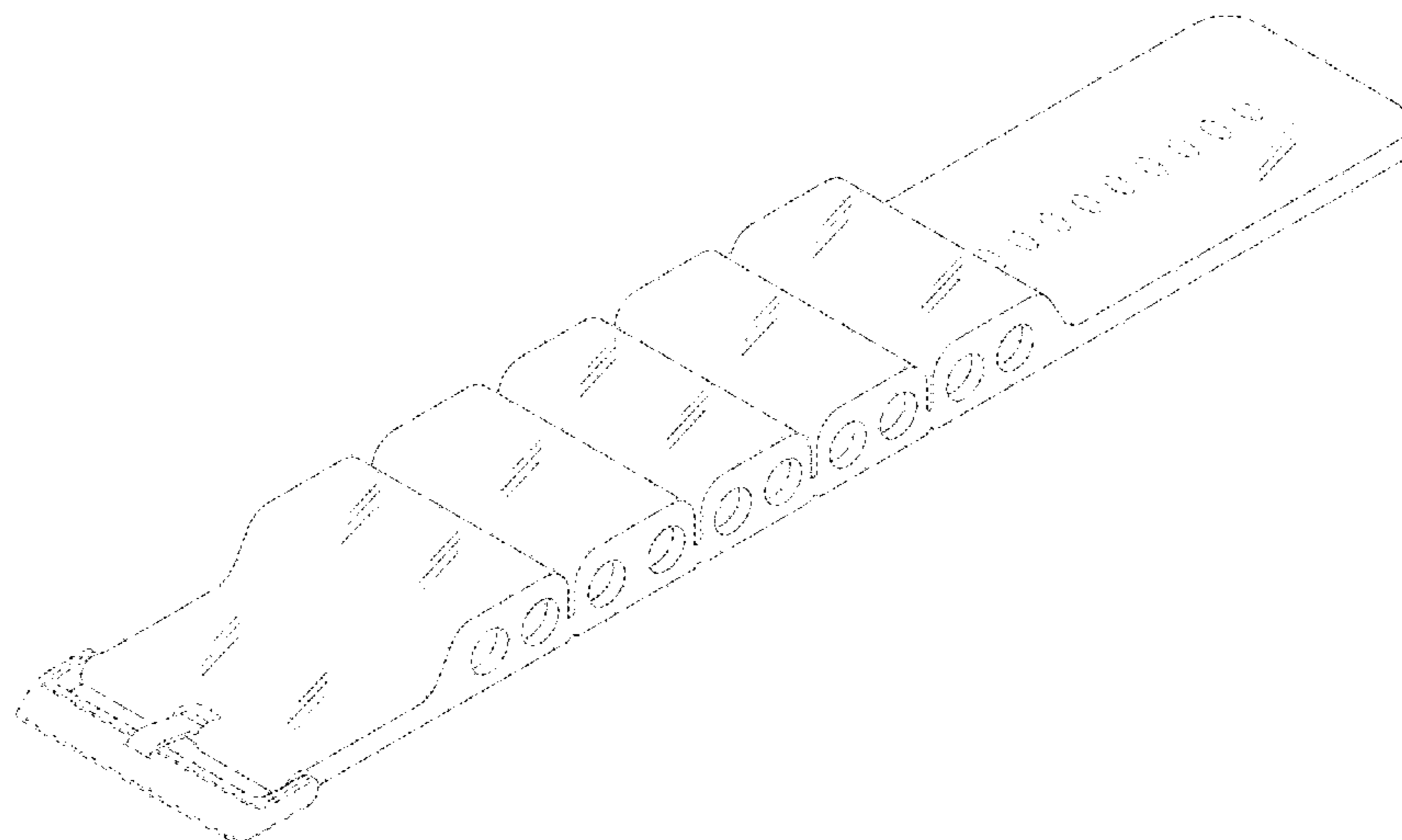
U.S. PATENT DOCUMENTS

D256,292 S * 8/1980 Cox 224/219
D258,812 S * 4/1981 Cox D11/2
D267,555 S * 1/1983 Cox D11/2
4,384,714 A * 5/1983 Kimura A63B 21/065
482/105

DESCRIPTION

FIG. 1 is a top perspective view of a weighted bracelet in accordance with the present invention;
FIG. 2 is a top plan view of FIG. 1;
FIG. 3 is a side elevation view of FIG. 1;
FIG. 4 is a front elevation view of FIG. 1; and,
FIG. 5 is an exploded view of FIG. 1 with the non-claimed implements of the weighted bracelet removed.
The broken lines shown in the drawings depict portions of the weighted bracelet which form no part of the claimed design.

1 Claim, 5 Drawing Sheets



(56)

References Cited

U.S. PATENT DOCUMENTS

9,302,141	B2 *	4/2016	Haley	A63B 21/0004
2007/0099774	A1 *	5/2007	Bruback	A63B 21/0602
					482/105
2009/0253560	A1 *	10/2009	Cook	A63B 21/065
					482/105
2013/0237391	A1 *	9/2013	Haley	A63B 21/0004
					482/105
2016/0129296	A1 *	5/2016	Haley	A63B 21/00065
					482/105

* cited by examiner

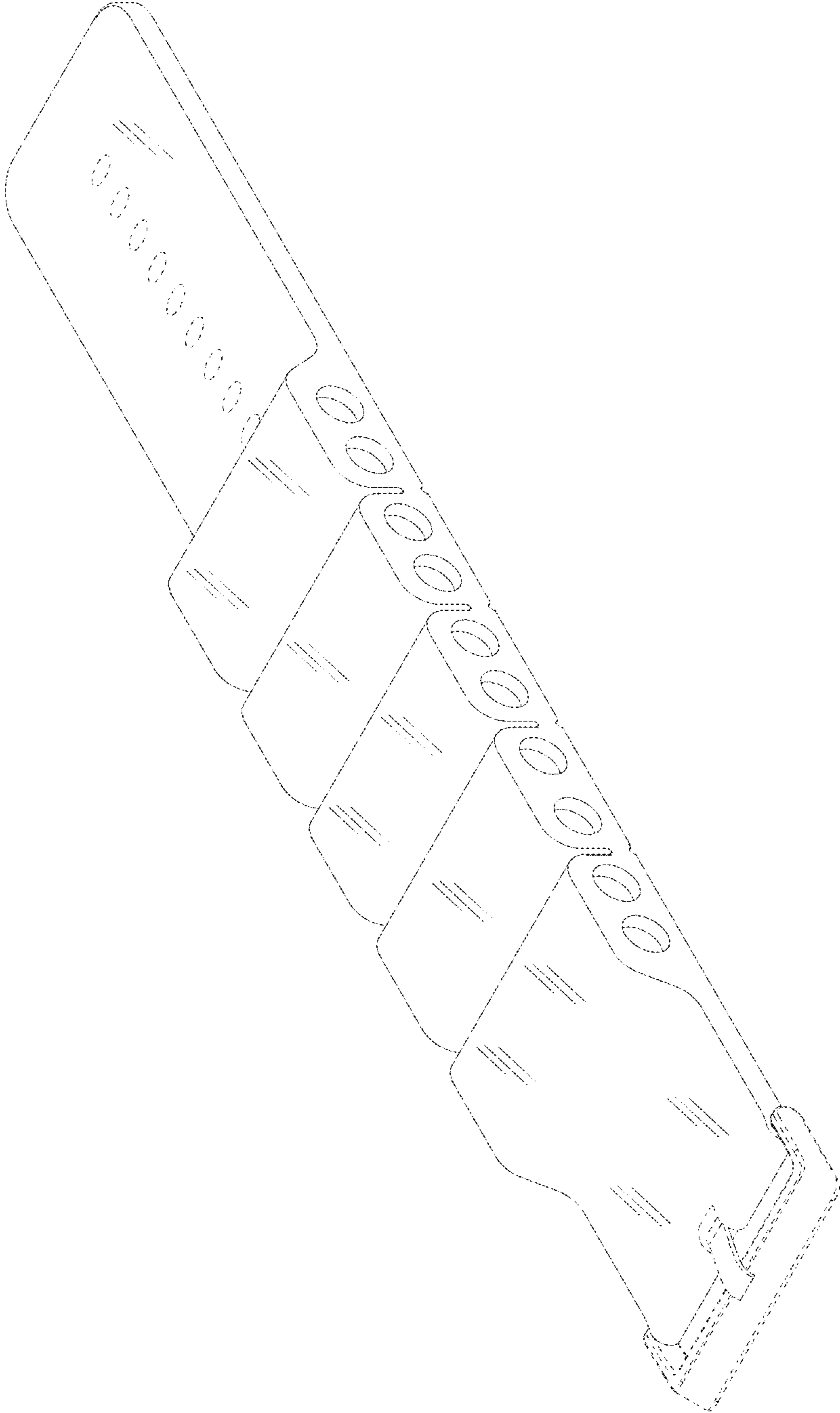


FIG. 1

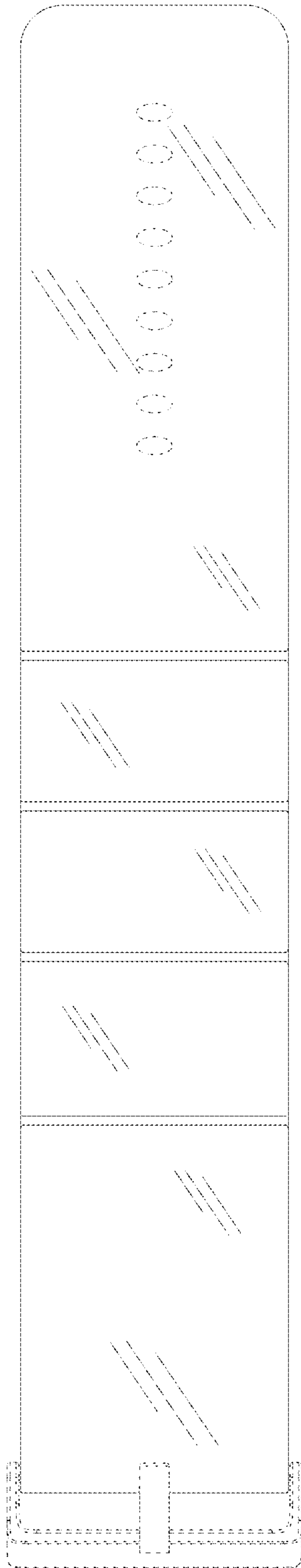


FIG. 2

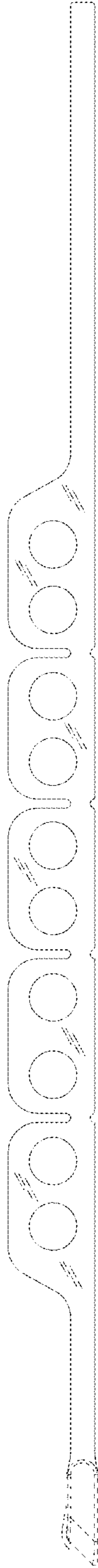


FIG. 3

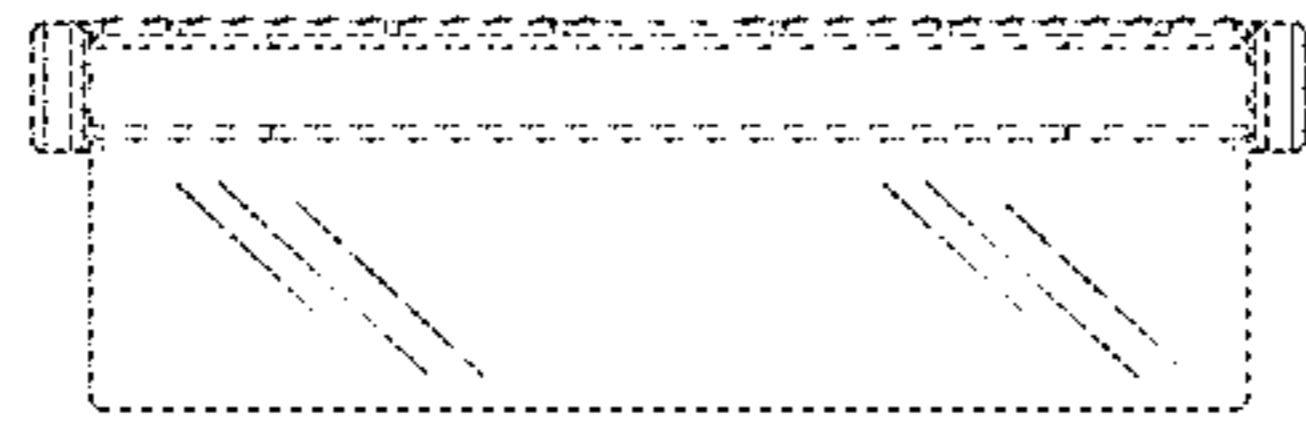


FIG. 4

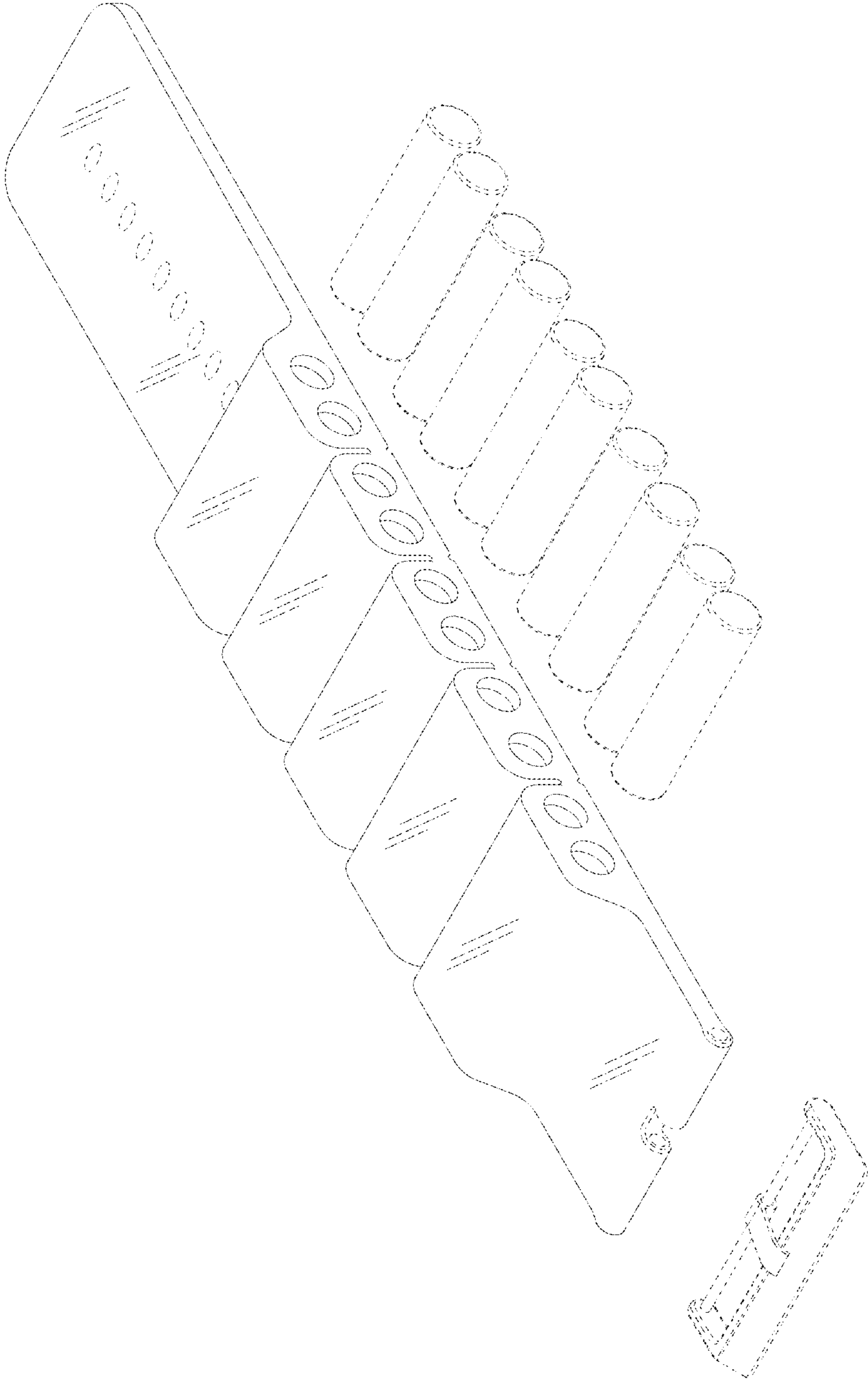


FIG. 5