



US00D792795S

(12) **United States Design Patent** (10) **Patent No.:** **US D792,795 S**
Cerrato (45) **Date of Patent:** **** Jul. 25, 2017**

(54) **WATCH BAND**
(71) Applicant: **TUDOR WATCH U.S.A., LLC**
(72) Inventor: **Davide Cerrato**, Geneva (CH)
(73) Assignee: **TUDOR WATCH U.S.A., LLC**, New York, NY (US)
(**) Term: **14 Years**
(21) Appl. No.: **29/526,404**
(22) Filed: **May 8, 2015**

Related U.S. Application Data

(63) Continuation of application No. 29/429,526, filed on Aug. 13, 2012, now Pat. No. Des. 732,414.

Foreign Application Priority Data

Feb. 14, 2012 (CH) 138685

(51) **LOC (10) Cl.** **11-01**

(52) **U.S. Cl.**

USPC **D11/3**

(58) **Field of Classification Search**

USPC D11/1-26; D10/70, 98, 30, 31, 32, 38; D24/167; D14/344; D3/215, 218

CPC A44C 5/00; A44C 5/007; A44C 5/0015; A44C 5/0023; A44C 5/003; A44C 5/0038; A44C 5/0053; A44C 5/0061; A44C 5/0069; A44C 5/0076; A44C 5/0084; A44C 5/0092; A44C 5/20; A61B 5/02405

See application file for complete search history.

(56) **References Cited**

U.S. PATENT DOCUMENTS

D79,424 S * 9/1929 Haage D10/128
1,778,313 A 10/1930 Darling

D152,729 S * 2/1949 Philippe D11/12
D249,779 S * 10/1978 Bobrick D11/12
D279,555 S * 7/1985 Matsuo D11/4
D323,993 S 2/1992 Lee
D328,878 S * 8/1992 Tse D11/19
D330,166 S 10/1992 Park
5,215,235 A 6/1993 Maekawa et al.
D338,160 S * 8/1993 Houlihan D10/32
D351,798 S 10/1994 Yamamoto
D356,266 S 3/1995 Hosokawa et al.
D377,613 S 1/1997 Consolo
D379,774 S * 6/1997 Riley D11/3
D393,602 S 4/1998 Sang
D407,342 S 3/1999 Ishizaka
D409,941 S * 5/1999 Spandrio D11/3
D450,613 S 11/2001 Rantala
D618,127 S 6/2010 Galli
D628,111 S * 11/2010 Cerrato D11/3
8,590,114 B2 11/2013 Shindo
D732,414 S * 6/2015 Cerrato D11/3
2006/0144881 A1 7/2006 Bonadei

* cited by examiner

Primary Examiner — Melanie Pellegrini

(74) *Attorney, Agent, or Firm* — Sughrue Mion, PLLC

(57) **CLAIM**

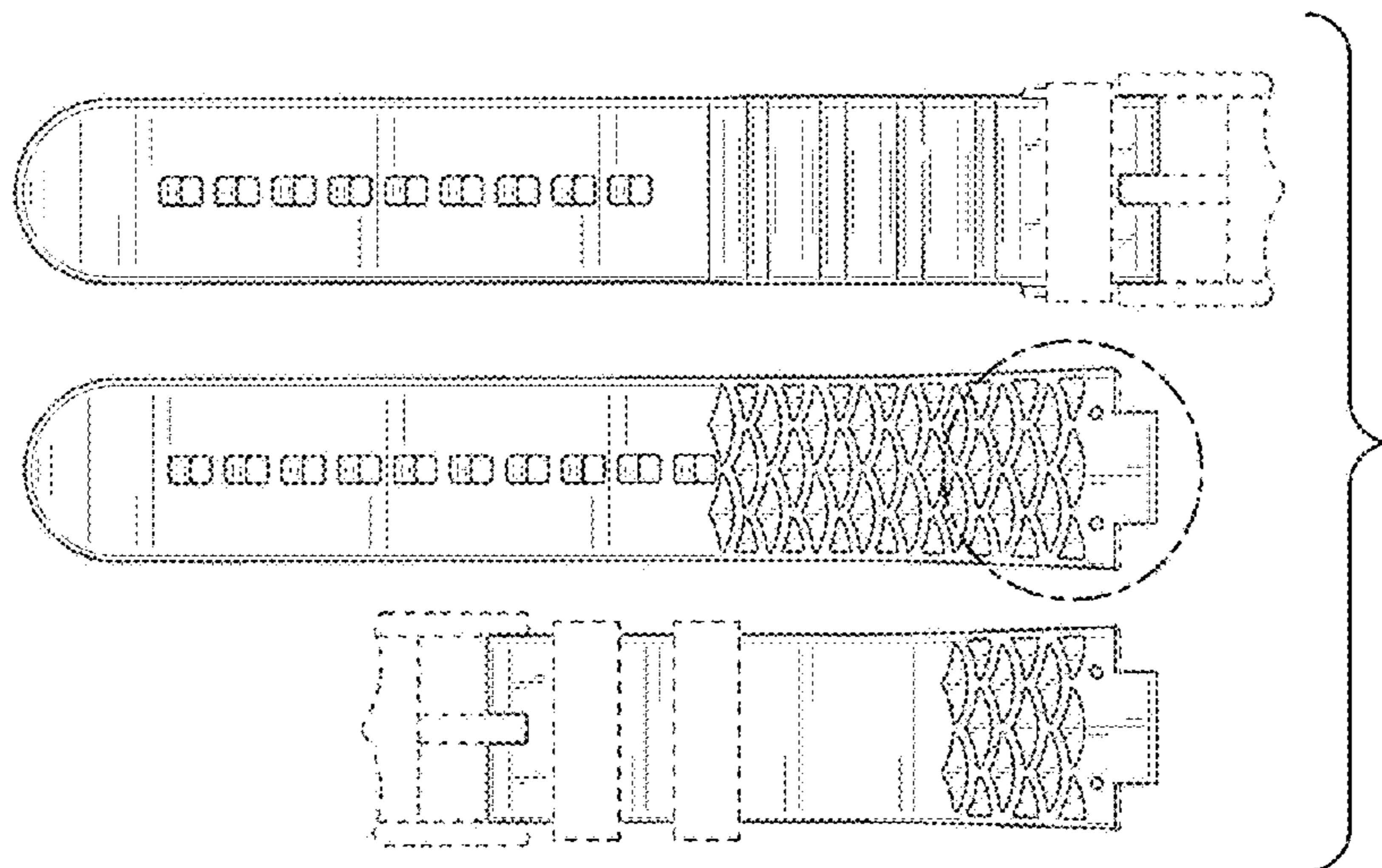
The ornamental design for a watch band, as shown and described.

DESCRIPTION

FIG. 1 is a bottom view a watch band shown in an unassembled condition;
FIG. 2 is a side view thereof;
FIG. 3 is a bottom perspective view thereof; and,
FIG. 4 is an enlarged partial view thereof taken from FIG. 1.

The dot-dash style broken lines shown in FIGS. 1 and 4 represent the unclaimed boundary of the enlarged partial view shown in FIG. 4. The remaining broken lines represent portions of the watch band which form no part of the claimed design.

1 Claim, 4 Drawing Sheets



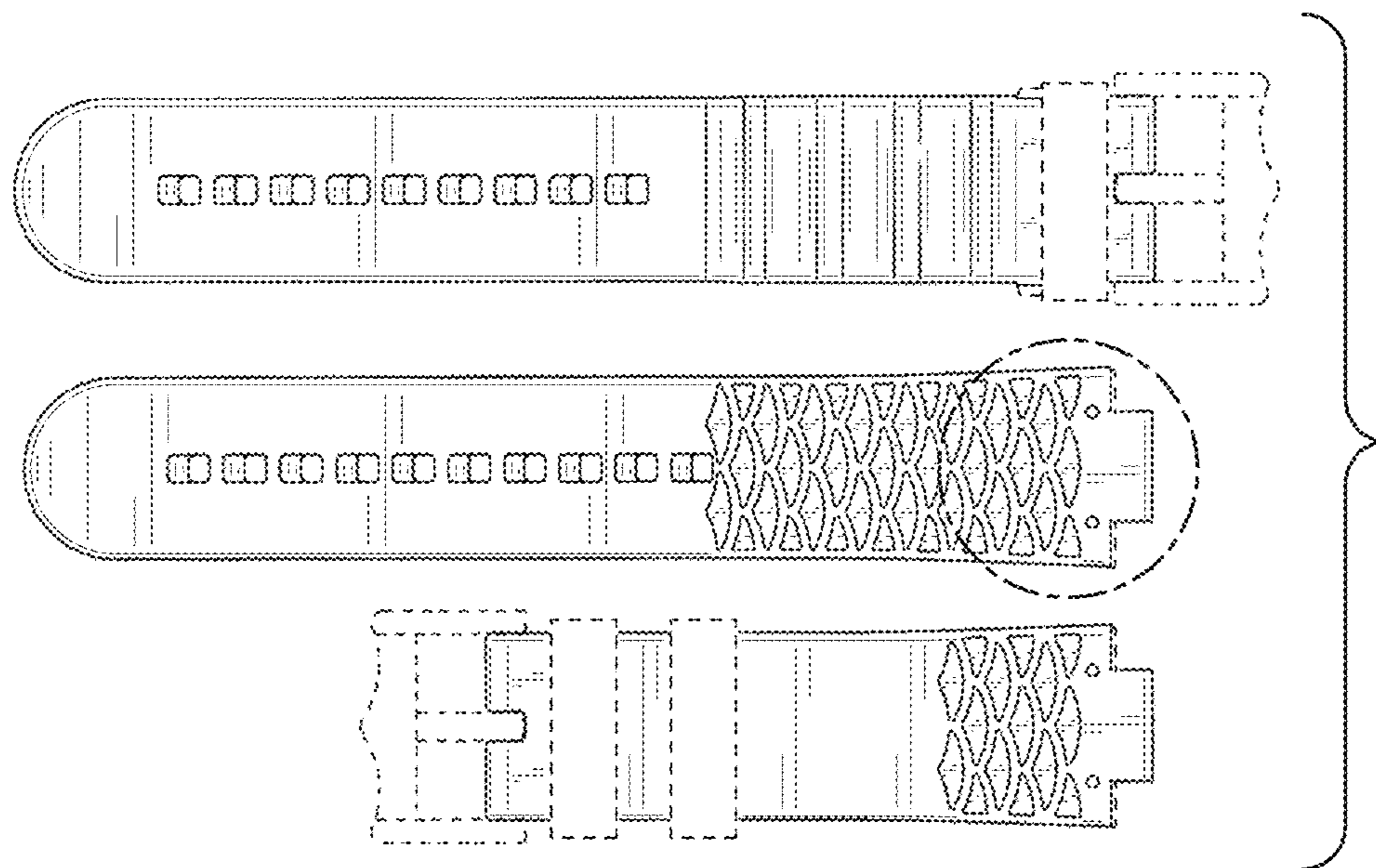


FIG. 1

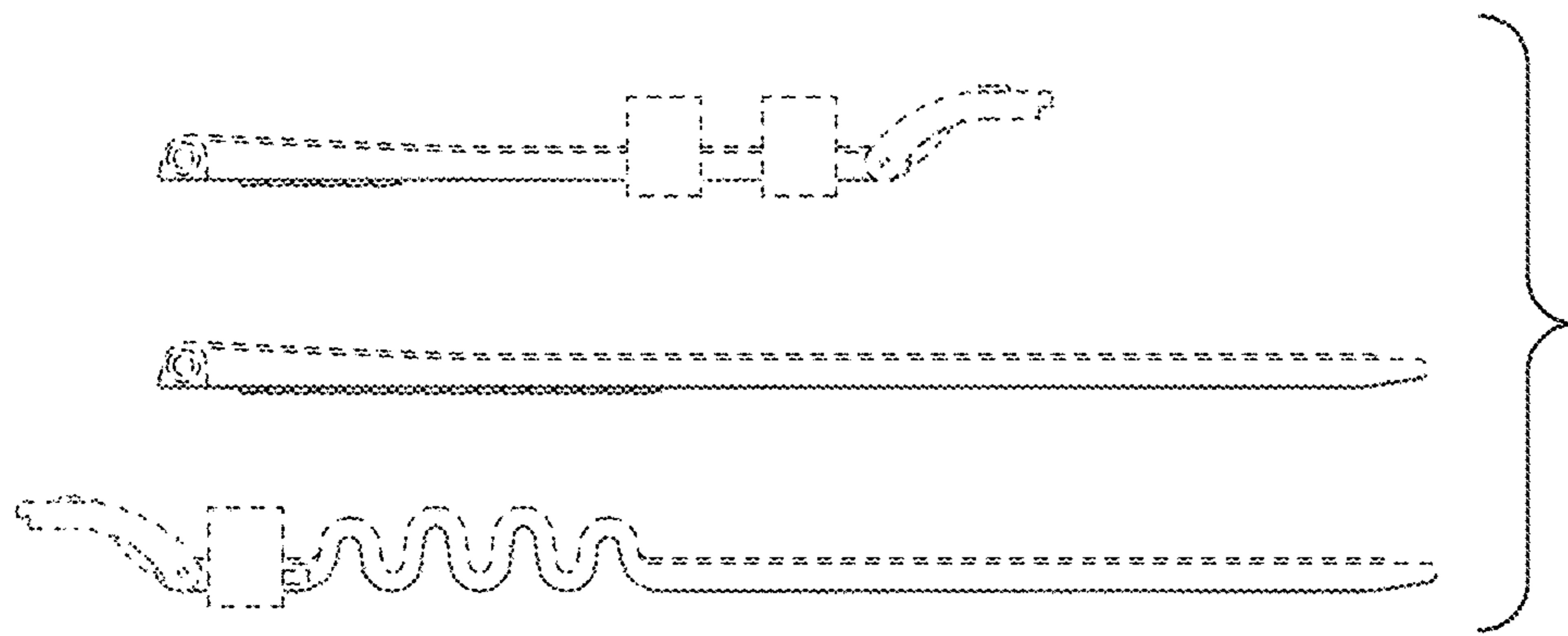


FIG. 2

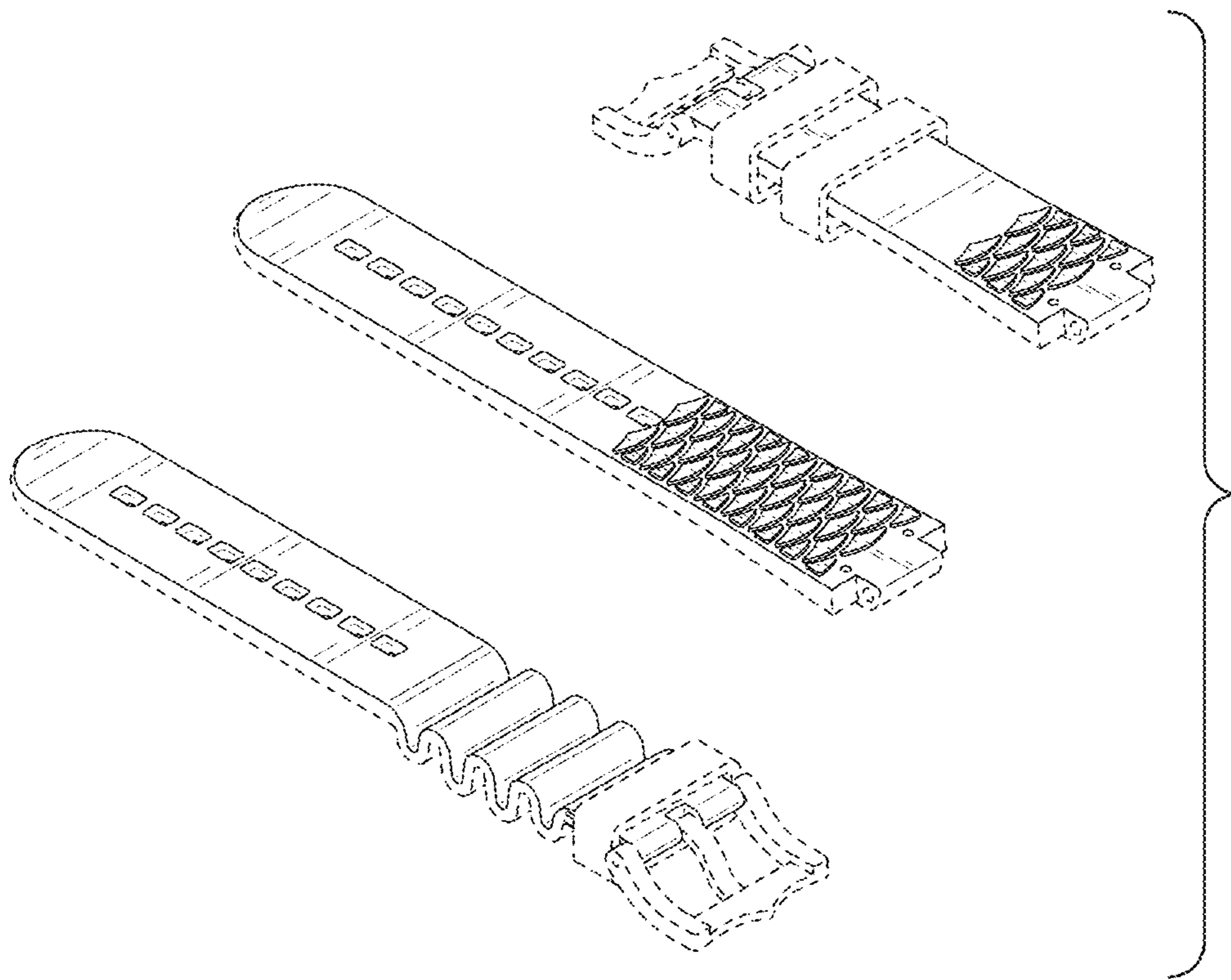


FIG. 3

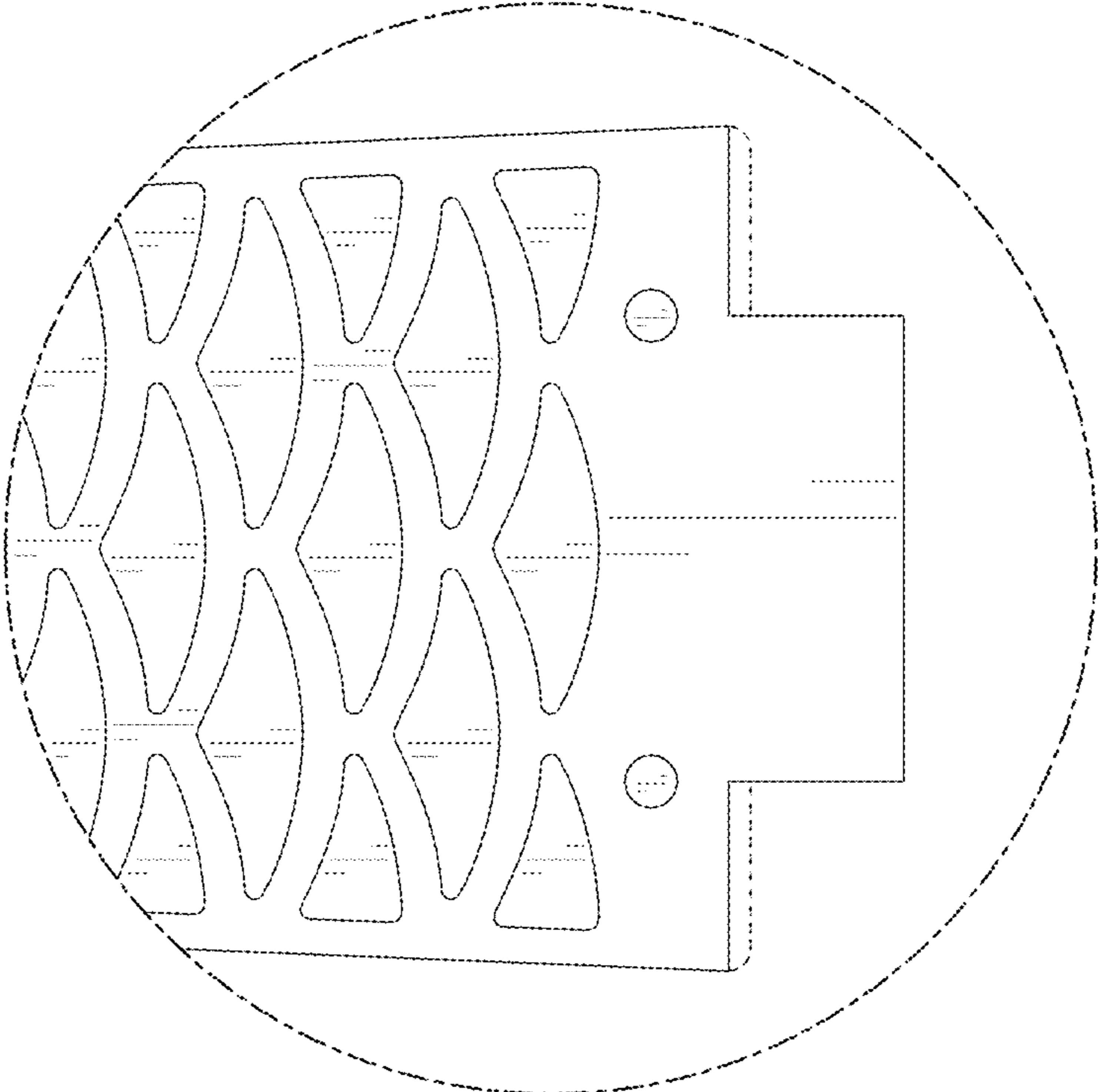


FIG. 4