



US00D792791S

(12) **United States Design Patent** (10) **Patent No.:** **US D792,791 S**
Sergyeyenko et al. (45) **Date of Patent:** **** Jul. 25, 2017**

(54) **STUD SENSOR**

(71) Applicant: **BLACK & DECKER INC.**, New Britain, CT (US)

(72) Inventors: **Oleksiy P. Sergyeyenko**, Baldwin, MD (US); **Trevor Timson**, Baltimore, MD (US)

(73) Assignee: **BLACK & DECKER INC.**, New Britain, CT (US)

(**) Term: **15 Years**

(21) Appl. No.: **29/547,144**

(22) Filed: **Dec. 1, 2015**

(51) **LOC (10) Cl.** **10-04**

(52) **U.S. Cl.**
USPC **D10/70; D10/65**

(58) **Field of Classification Search**
USPC D10/62, 65, 69, 70
CPC . G01V 3/08; G01V 3/088; G01V 3/15; G01V 3/16; G01V 3/165; G01V 3/17; G01V 3/175
See application file for complete search history.

(56) **References Cited**

U.S. PATENT DOCUMENTS

3,662,258 A	5/1972	Murphy et al.
3,988,663 A	10/1976	Slough et al.
4,423,377 A	12/1983	Podbrasky
4,853,617 A	8/1989	Douglas et al.
5,562,240 A	10/1996	Campbell
5,917,314 A	6/1999	Heger et al.
6,198,271 B1	3/2001	Heger et al.

6,211,672 B1	4/2001	Bauman et al.	
6,249,113 B1	6/2001	Krantz et al.	
D529,403 S *	10/2006	Liu	D10/65
D530,232 S *	10/2006	Gist	D10/65
7,570,041 B2	8/2009	Latraverse	
7,575,065 B1	8/2009	Podbrasky	
7,583,071 B2	9/2009	Skultety-Betz et al.	
8,476,912 B2	7/2013	Dorrrough	
8,593,163 B2	11/2013	Dorrrough	
8,669,772 B2	3/2014	Dorrrough	
8,736,283 B2	5/2014	Dorrrough	
8,792,708 B2	7/2014	Shim	
8,836,347 B2	9/2014	Dorrrough	
8,884,633 B2	11/2014	Dorrrough	
9,103,929 B2	8/2015	Krapf et al.	

* cited by examiner

Primary Examiner — Antoine D Davis

(74) *Attorney, Agent, or Firm* — Stephen R. Valancius

(57) **CLAIM**

The ornamental design for a stud sensor, as shown and described.

DESCRIPTION

FIG. 1 is a perspective view of a construction laser showing my new design;

FIG. 2 is a top plan view thereof

FIG. 3 is a rear view thereof;

FIG. 4 is a right side view thereof;

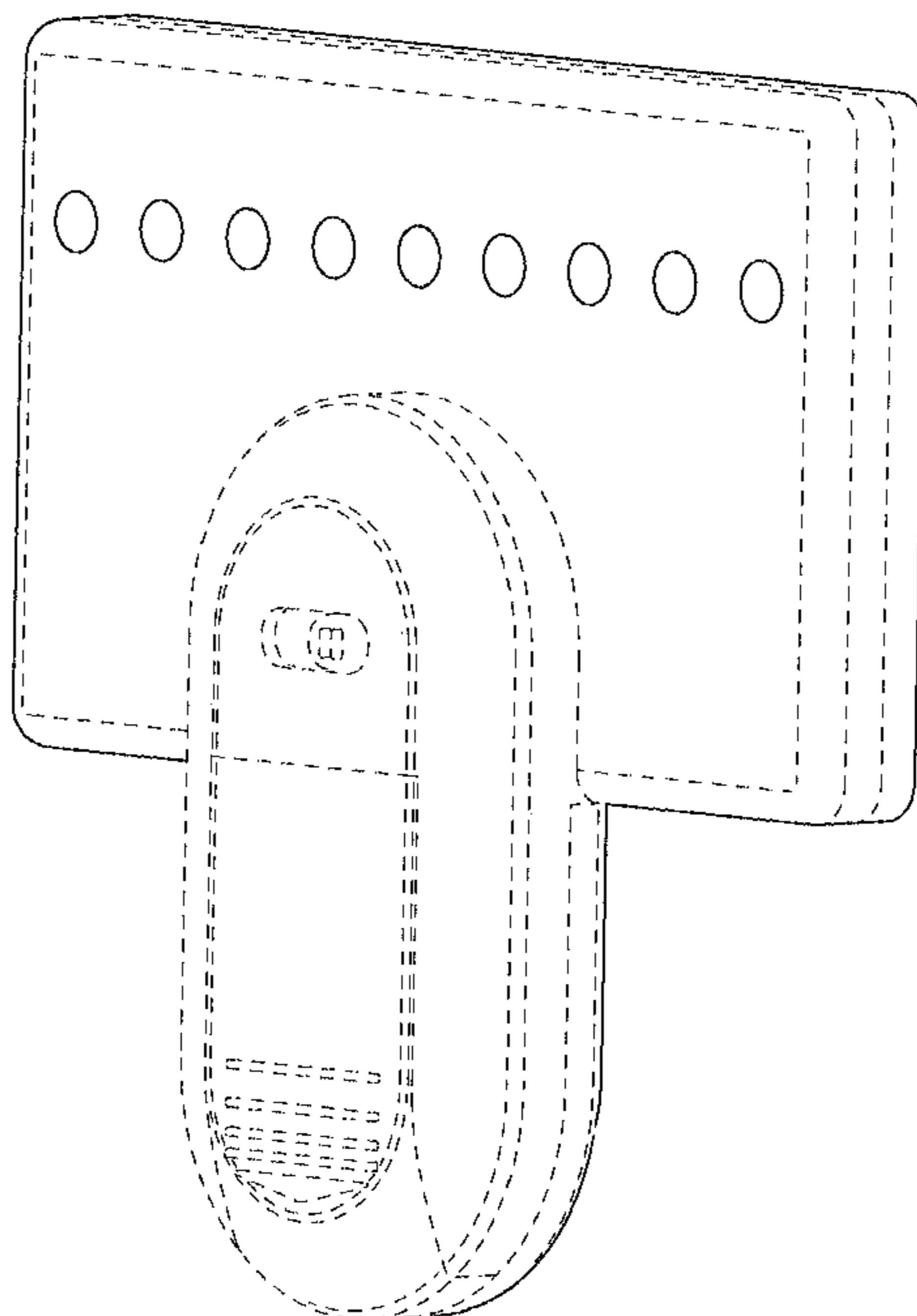
FIG. 5 is a left side view thereof;

FIG. 6 is a front view thereof; and,

FIG. 7 is a bottom plan view thereof.

In the above drawings, the broken lines and the areas within the broken lines form no part of the claimed design.

1 Claim, 5 Drawing Sheets



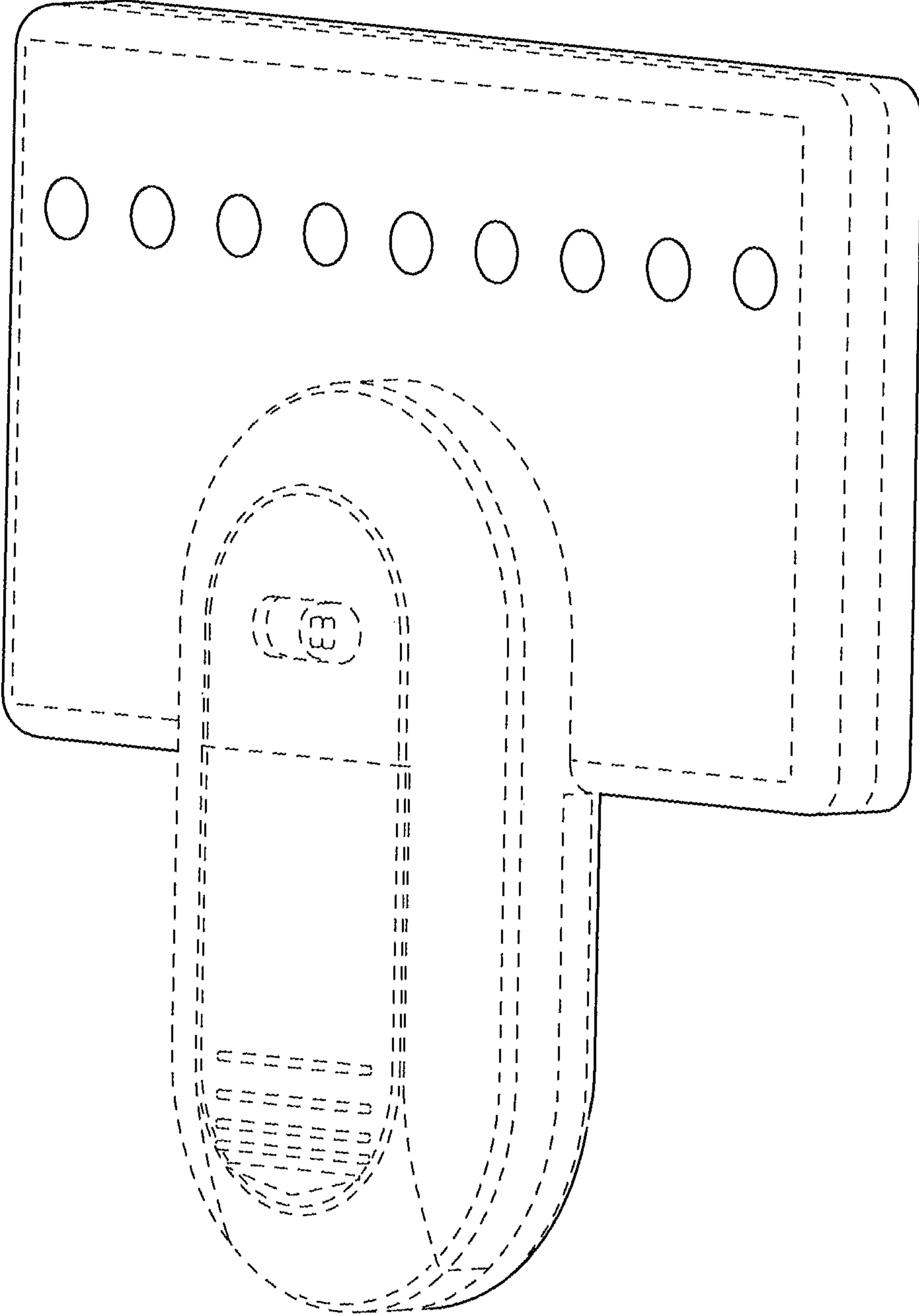


FIG. 1

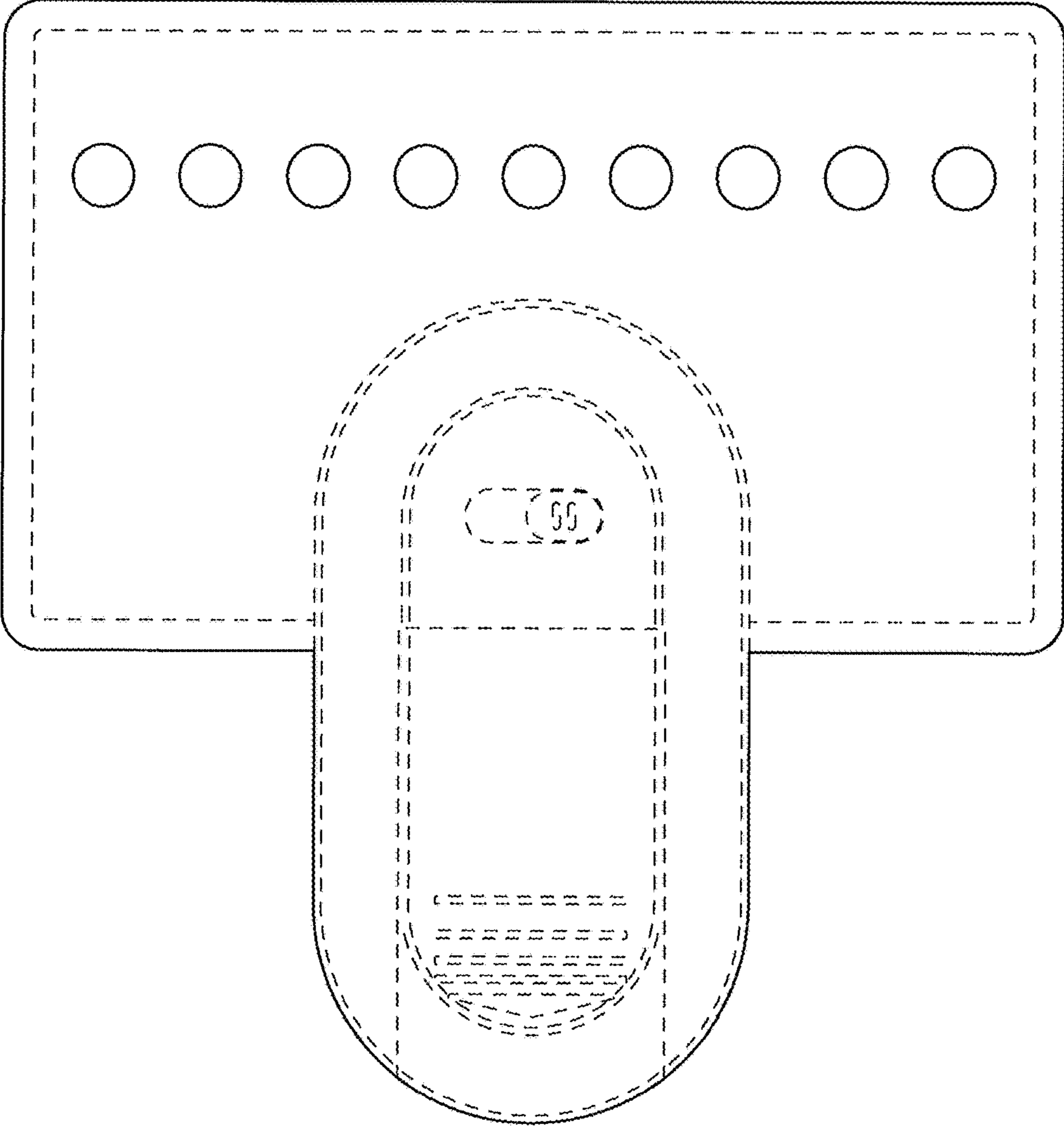


FIG. 2

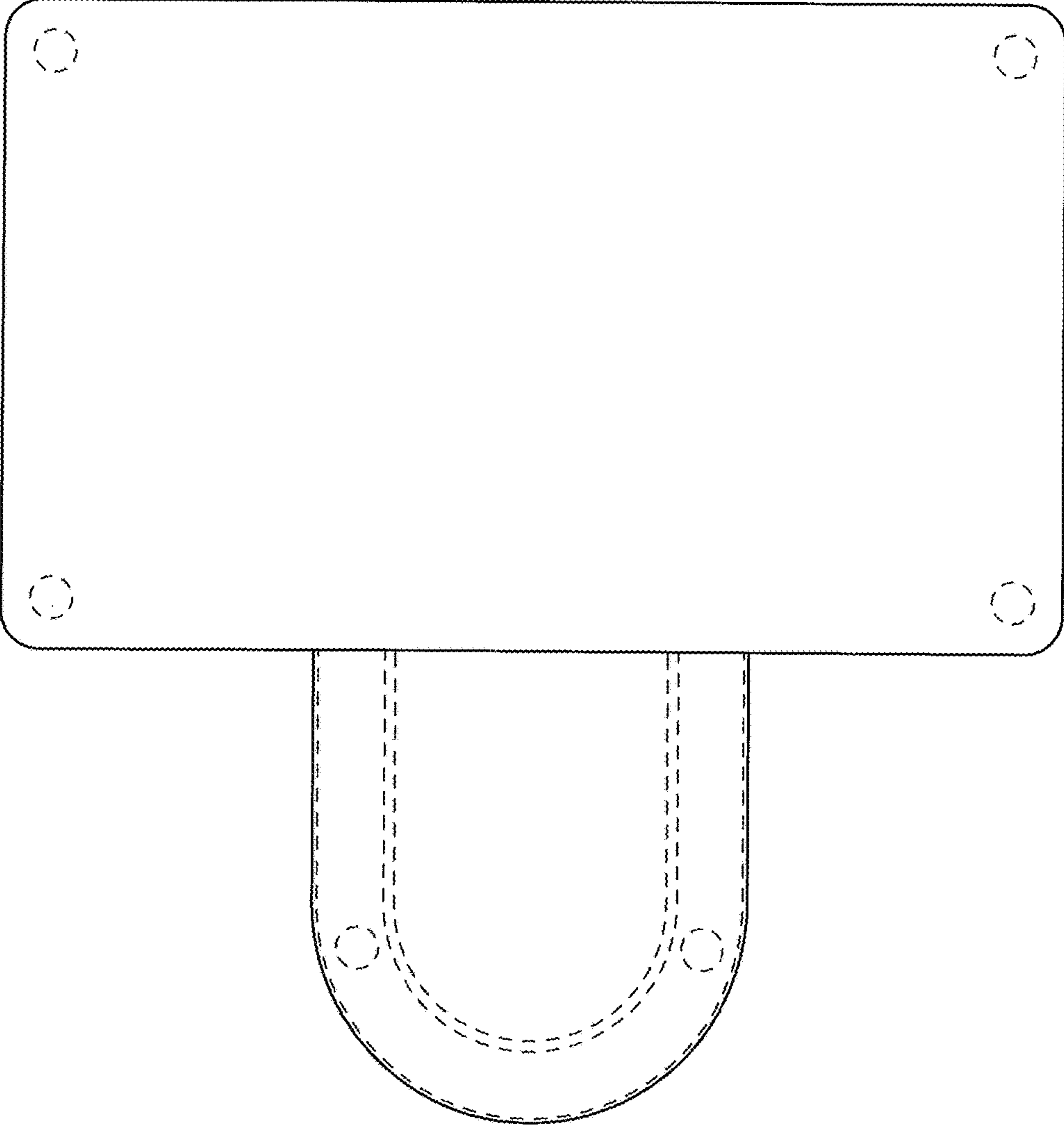


FIG. 3

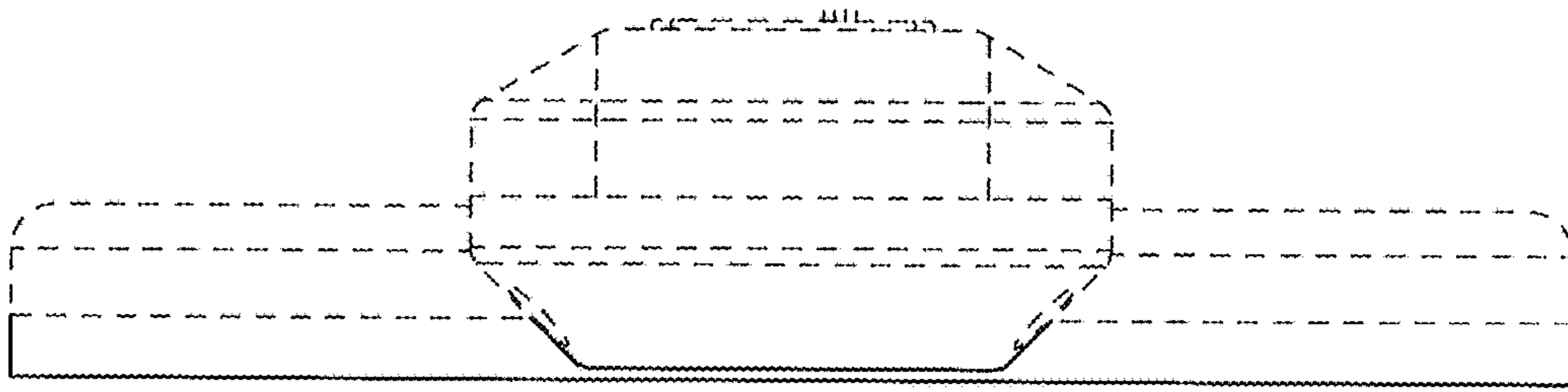


FIG. 4




FIG. 5




FIG. 6



FIG. 7