

US00D792789S

(12) **United States Design Patent**
Read et al.

(10) **Patent No.:** **US D792,789 S**
(45) **Date of Patent:** **** Jul. 25, 2017**

(54) **THERMOSTAT HOUSING**

Primary Examiner — Antoine D Davis

(71) Applicant: **HONEYWELL INTERNATIONAL INC.**, Morris Plains, NJ (US)

(74) *Attorney, Agent, or Firm* — Seager, Tufte & Wickhem, LLP

(72) Inventors: **Travis Read**, Little Canada, MN (US);
Brian Moy, Arden Hills, MN (US);
David Kynoch, Barnsley (GB)

(57) **CLAIM**

(73) Assignee: **Honeywell International Inc.**, Morris Plains, NJ (US)

The ornamental design for a thermostat housing, as shown and described.

(**) Term: **15 Years**

(21) Appl. No.: **29/554,663**

DESCRIPTION

(22) Filed: **Feb. 12, 2016**

(51) **LOC (10) Cl.** **10-04**

(52) **U.S. Cl.**
USPC **D10/50; D13/162.1**

(58) **Field of Classification Search**
USPC D10/49, 50; D13/162, 162.1, 164
CPC . F23N 5/20; F23N 5/203; F23N 5/206; F23N 5/18; F23N 5/184; F23N 5/187; F23N 5/22; F23N 2025/12; F23N 2041/02; F24F 11/00; F24F 11/0012; F24F 11/0009; F24F

(Continued)

(56) **References Cited**

U.S. PATENT DOCUMENTS

3,152,851 A 10/1964 McLaughlin
D316,681 S * 5/1991 Takasuna D10/49

(Continued)

FOREIGN PATENT DOCUMENTS

DE 102012005465 B3 5/2013
DE 202013101582 U1 8/2014

(Continued)

OTHER PUBLICATIONS

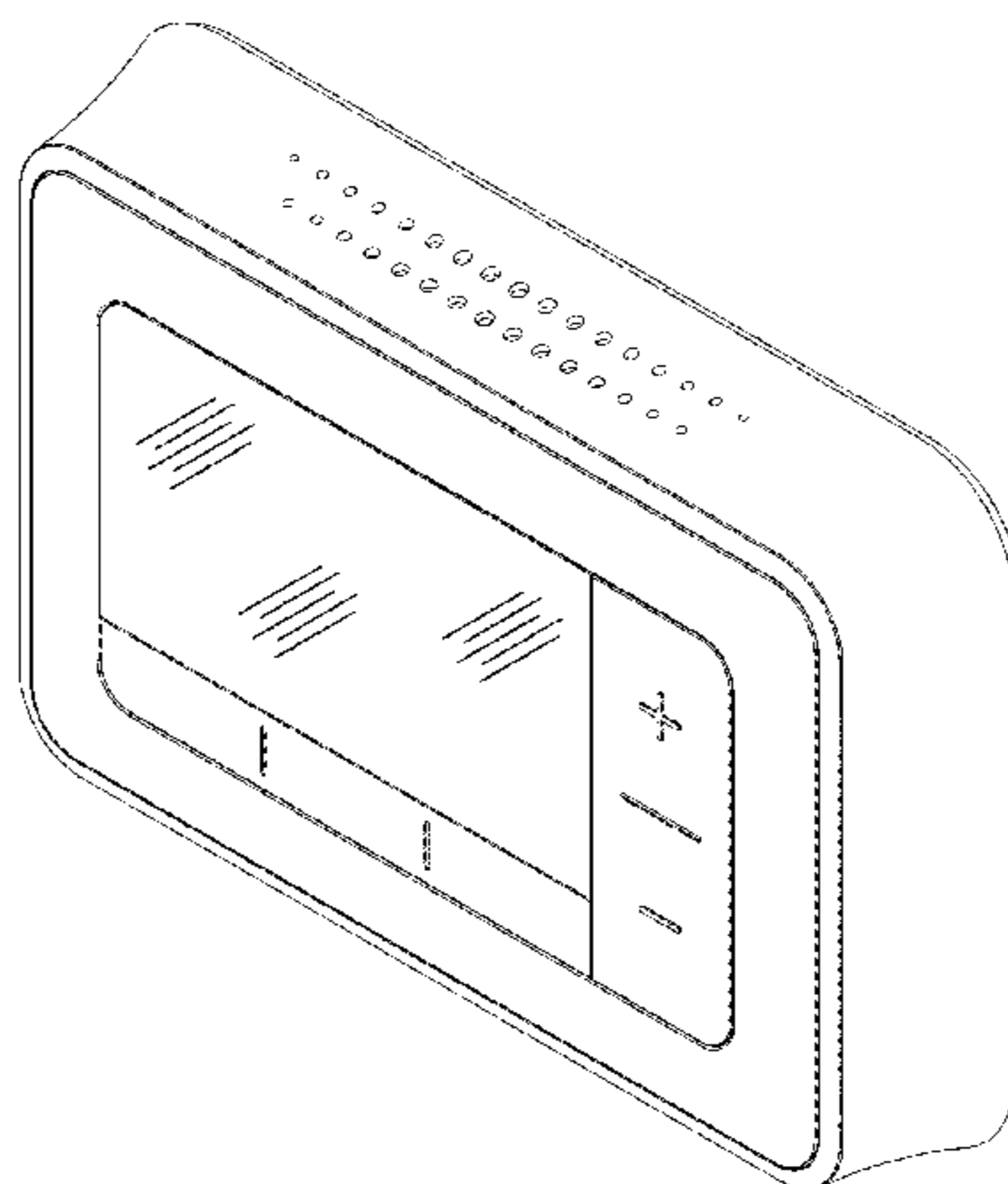
International Search Report for PCT Application Serial No. PCT/US2015/054208, mailed Mar. 12, 2015.

(Continued)

FIG. 1 is a perspective view of a thermostat housing with a first user interface;
FIG. 2 is a front side view of the thermostat housing of FIG. 1;
FIG. 3 is a top side view of the thermostat housing of FIG. 1;
FIG. 4 is a bottom side view of the thermostat housing of FIG. 1;
FIG. 5 is a left side view of the thermostat housing of FIG. 1;
FIG. 6 is a right side view of the thermostat housing of FIG. 1;
FIG. 7 is a perspective view of the thermostat housing with a second smaller use interface;
FIG. 8 is a front side view of the thermostat housing of FIG. 7;
FIG. 9 is a top side view of the thermostat housing of FIG. 7;
FIG. 10 is a bottom side view of the thermostat housing of FIG. 7;
FIG. 11 is a left side view of the thermostat housing of FIG. 7; and,
FIG. 12 is a right side view of the thermostat housing of FIG. 7.

The portions illustrated in broken lines on the figures are for illustrative purposes only and form no part of the claimed design.

1 Claim, 12 Drawing Sheets



- (58) **Field of Classification Search**
 CPC 11/001; F24F 2011/0057; F24F 2011/0073;
 F24F 2011/0091
 See application file for complete search history.

(56) **References Cited**

U.S. PATENT DOCUMENTS

D319,403 S 8/1991 Tiedemann
 D393,214 S 4/1998 Ingebritson et al.
 6,102,749 A 8/2000 Lynn et al.
 D502,386 S 3/2005 Provenzano et al.
 D506,687 S 6/2005 Takach et al.
 D509,151 S 9/2005 Takach et al.
 D520,885 S 5/2006 Takach et al.
 D525,541 S 7/2006 Barton et al.
 D531,526 S 11/2006 Barton et al.
 D535,572 S 1/2007 Takach et al.
 D535,573 S 1/2007 Barton et al.
 D541,184 S 4/2007 Barton et al.
 D542,677 S 5/2007 Barton et al.
 D551,577 S 9/2007 Barton et al.
 D556,061 S 11/2007 Rosen
 D556,608 S 12/2007 Rhodes
 7,344,422 B2 3/2008 Helmreich
 D578,415 S 10/2008 Edgar
 D580,801 S 11/2008 Takach et al.
 D582,800 S 12/2008 Comerford et al.
 D590,730 S 4/2009 Simard et al.
 D592,982 S 5/2009 Burt et al.
 D595,160 S 6/2009 Fisher et al.
 D596,964 S 7/2009 Wang et al.
 D601,475 S 10/2009 Lagueux
 D666,508 S 9/2012 Beland et al.
 D666,509 S 9/2012 Beland et al.
 D666,510 S 9/2012 Beland et al.

D666,927 S 9/2012 Krumpe et al.
 8,262,422 B1 9/2012 Chiang
 D678,084 S * 3/2013 Beland D10/50
 D699,130 S 2/2014 Rhodes et al.
 D715,166 S 10/2014 Rhodes
 D720,633 S 1/2015 Novotny et al.
 D725,524 S 3/2015 Takach et al.
 D727,180 S 4/2015 Lai et al.
 D727,857 S * 4/2015 Acera D13/162
 D733,591 S 7/2015 Golden et al.
 D734,179 S * 7/2015 Golden D10/50
 D738,751 S 9/2015 Edgar
 D738,753 S 9/2015 Edgar
 D738,756 S * 9/2015 Jiang D10/50
 D742,335 S * 11/2015 Yamaguchi D10/49
 D744,433 S * 12/2015 Baumgartner D10/49
 D746,705 S * 1/2016 Primiani D10/50
 D761,741 S * 7/2016 Santiago D13/162
 9,423,146 B2 * 8/2016 Bruce F24F 11/0086
 9,560,922 B2 * 2/2017 Wunner A47F 5/0043
 2016/0104981 A1 4/2016 Mostoller et al.

FOREIGN PATENT DOCUMENTS

EP 1622224 A1 2/2006
 FR 2935201 A1 2/2010

OTHER PUBLICATIONS

U.S. Appl. No. 29/554,658, filed Feb. 12, 2016.
 U.S. Appl. No. 29/554,647, filed Feb. 12, 2016.
[https://www.google.com/search?q=thermostat&espv=2&biw=1162&bih=946&source=lnms&tbn=isch&sa=X&ved=0ahUKEwii7vnJ9oTLAhVILhoKHUvuB7cQ . . .](https://www.google.com/search?q=thermostat&espv=2&biw=1162&bih=946&source=lnms&tbn=isch&sa=X&ved=0ahUKEwii7vnJ9oTLAhVILhoKHUvuB7cQ...), "Thermostat—Google Search," 27 pages, printed Feb. 19, 2016.

* cited by examiner

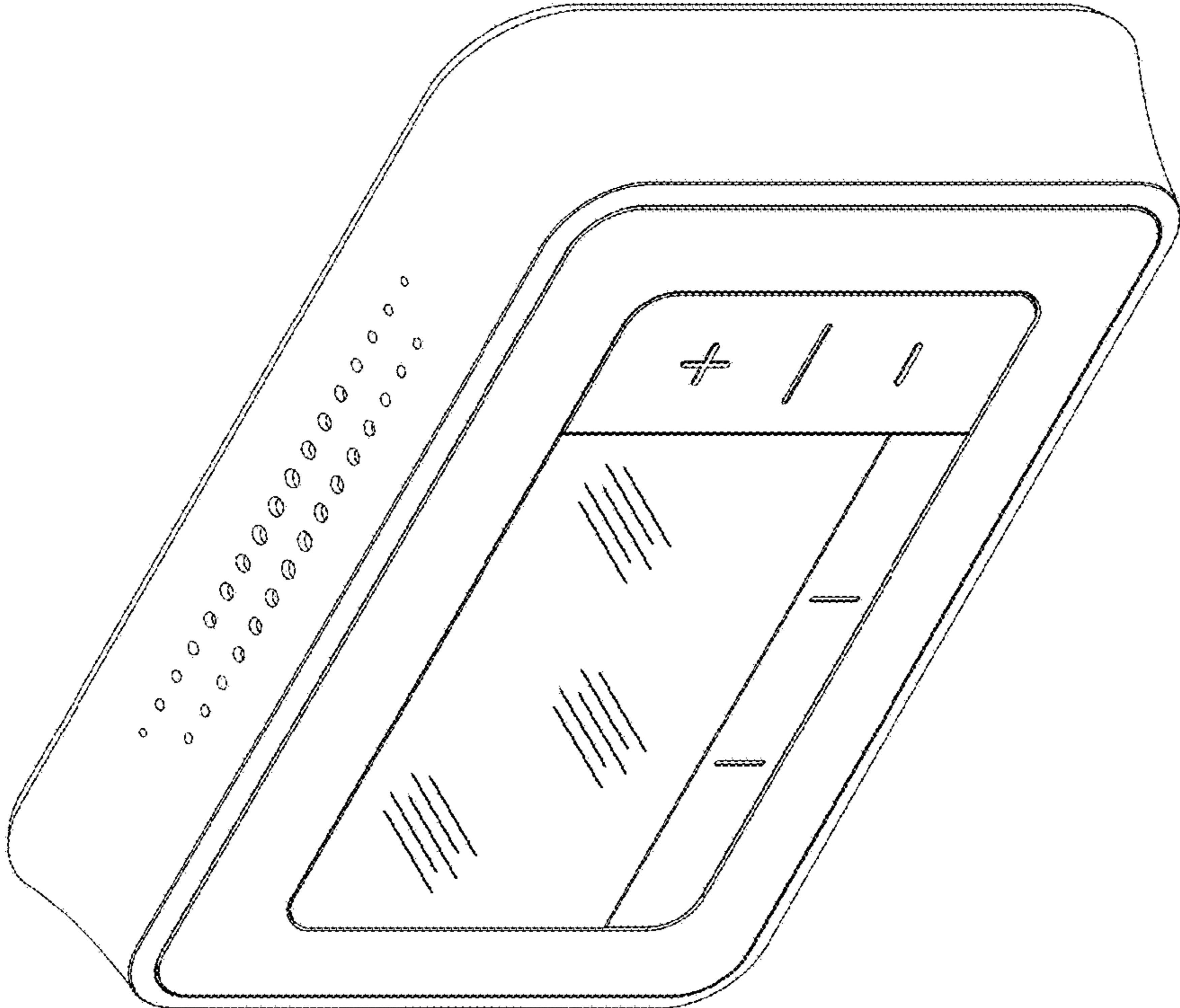


FIG. 1

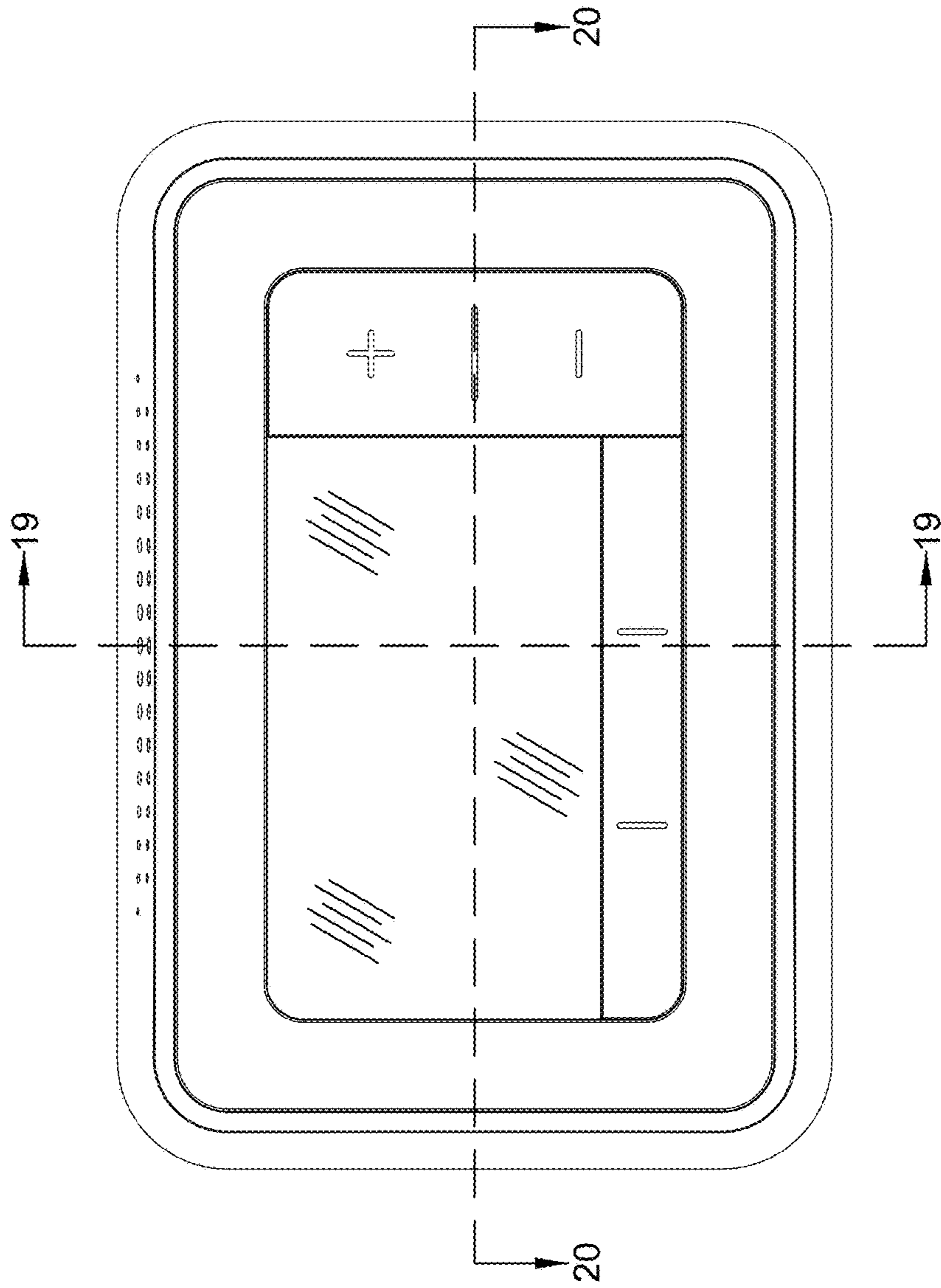


FIG. 2

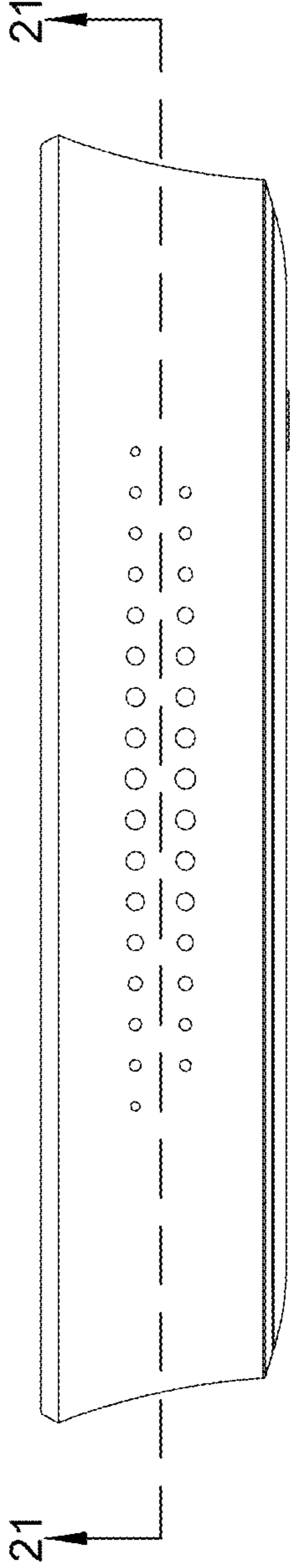


FIG. 3




FIG. 4




FIG. 5




FIG. 6

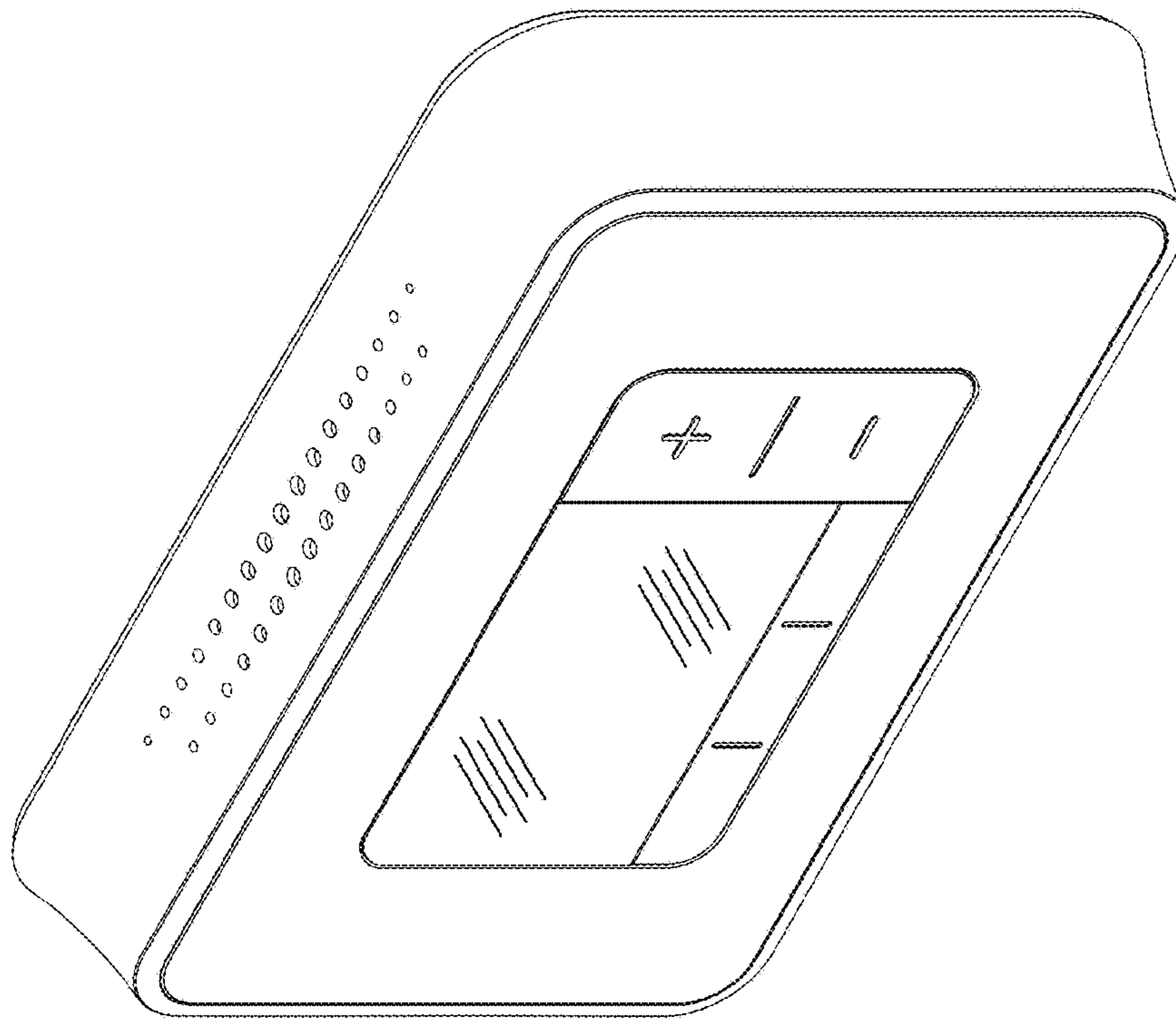


FIG. 7

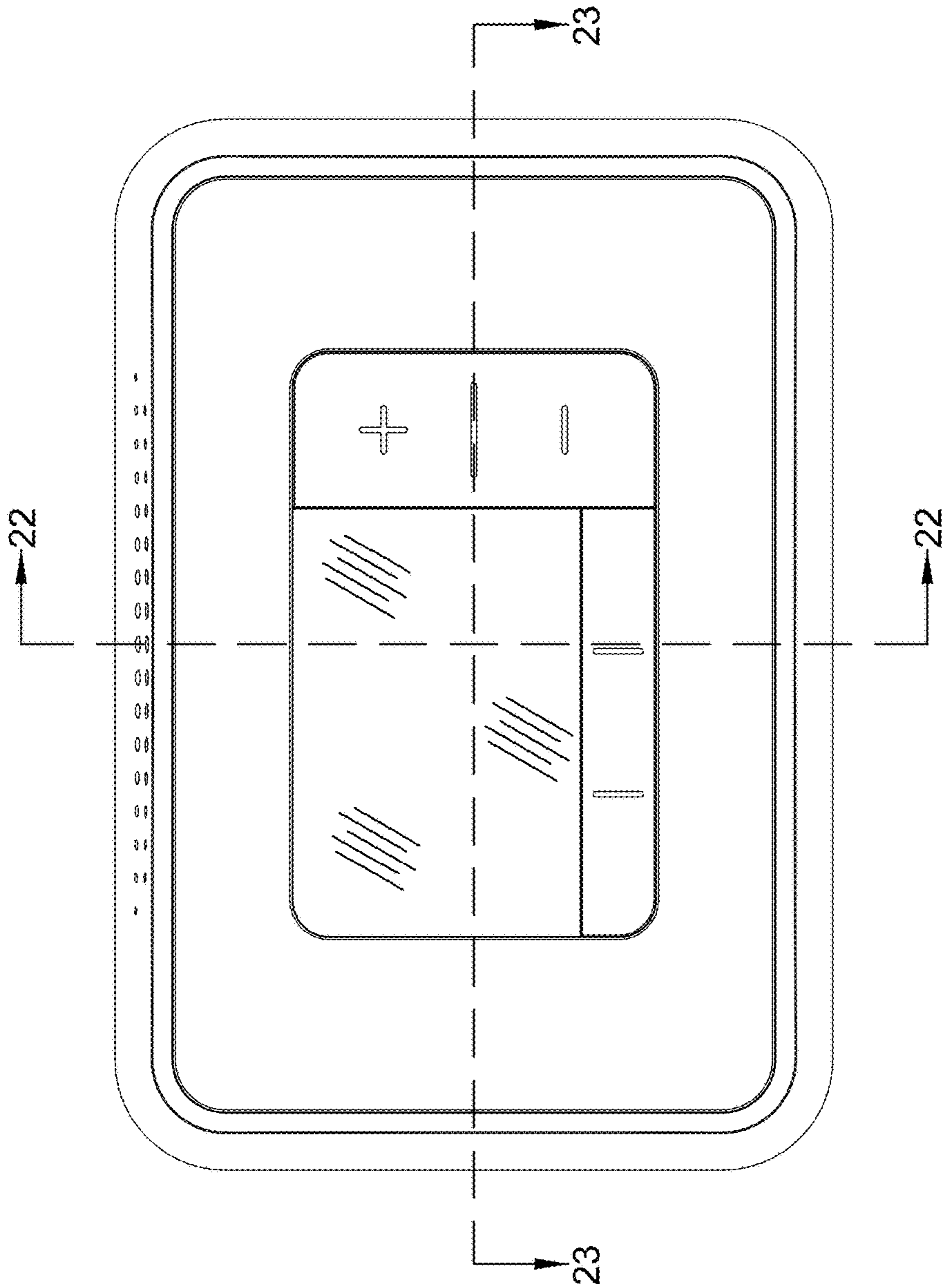


FIG. 8

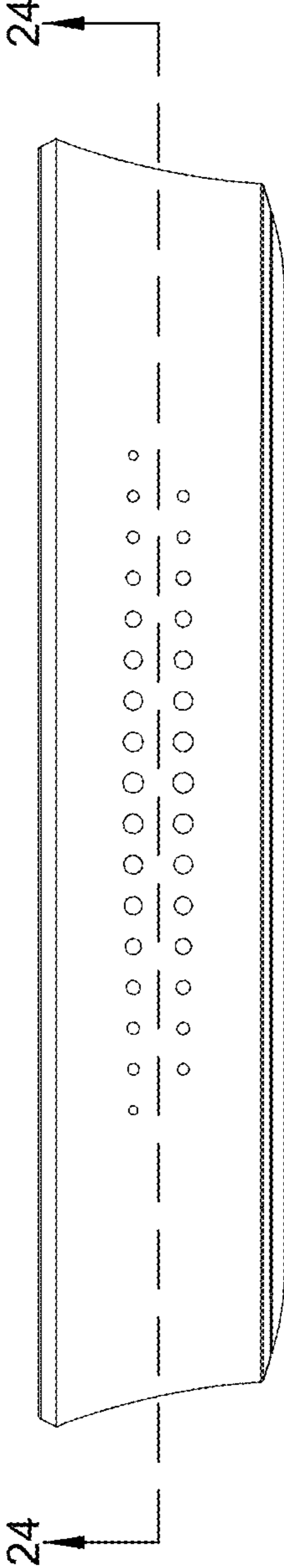


FIG. 9




FIG. 10



FIG. 11



FIG. 12