



US00D792734S

(12) **United States Design Patent**
Kim et al.

(10) **Patent No.:** **US D792,734 S**
(45) **Date of Patent:** **** Jul. 25, 2017**

- (54) **OVEN HANDLE**
- (71) Applicant: **Samsung Electronics Co., Ltd.**,
Suwon-si (KR)
- (72) Inventors: **Bin-Na Kim**, Seoul (KR); **Seung-Wook Suh**,
Deogyang-gu (KR); **Jae-Moon Lee**, Seoul (KR); **Gi-Sung Han**,
Seoul (KR)
- (73) Assignee: **SAMSUNG ELECTRONICS CO., LTD.**,
Gyeonggi-Do (KR)
- (**) Term: **15 Years**
- (21) Appl. No.: **29/528,422**
- (22) Filed: **May 28, 2015**
- (51) **LOC (10) Cl.** **07-02**
- (52) **U.S. Cl.**
USPC **D7/349; D7/339; D7/348**
- (58) **Field of Classification Search**
USPC D7/323, 328-330, 339-349, 351, 390,
D7/402-406; D8/300-306
CPC ... A21B 2/00; A47J 37/00; A47J 37/06; A47J
37/0611; A47J 37/08; A47J 37/0807;
A47J 37/0814; A47J 37/0835; A47J
37/0842; A47J 37/085; A47J 37/0864;
A47J 37/0878; A47J 37/0885; A47J
37/0892; F24C 7/00; F24C 7/002; F24C
7/046; F24C 7/067; F24C 15/02; F24C
15/04; F24C 15/10; F24C 15/102
See application file for complete search history.

D646,113 S *	10/2011	Park	D7/348
D688,518 S *	8/2013	Baek	D7/402
D690,158 S *	9/2013	Baek	D7/405
D690,994 S *	10/2013	Baek	D7/405
D704,983 S *	5/2014	Yoon	D7/351
D710,646 S *	8/2014	Borjesson	D7/349
D728,300 S *	5/2015	Borjesson	D7/349
D750,414 S *	3/2016	Funnell, II	D7/348
D762,415 S *	8/2016	Chung	D7/405
D764,854 S *	8/2016	Kim	D7/339
D781,097 S *	3/2017	Kim	D7/348

FOREIGN PATENT DOCUMENTS

EM	0022955680001	10/2013
EM	0021762550001	2/2014
KR	3000392023	11/2005
KR	300638955	3/2012

* cited by examiner

Primary Examiner — Ricky Pham

(74) *Attorney, Agent, or Firm* — Cantor Colburn LLP

(57) **CLAIM**

The ornamental design for an oven handle, as shown and described.

DESCRIPTION

FIG. 1 is a perspective view of an Oven Handle, showing our new design;
 FIG. 2 is a front view thereof;
 FIG. 3 is a rear view thereof;
 FIG. 4 is a side view thereof;
 FIG. 5 is another side view thereof;
 FIG. 6 is a top plan view thereof;
 FIG. 7 is a bottom plan view thereof; and,
 FIG. 8 is another perspective view thereof as shown in an oven environment.
 The broken lines are for environmental purpose only and form no part of the claimed design.

1 Claim, 5 Drawing Sheets

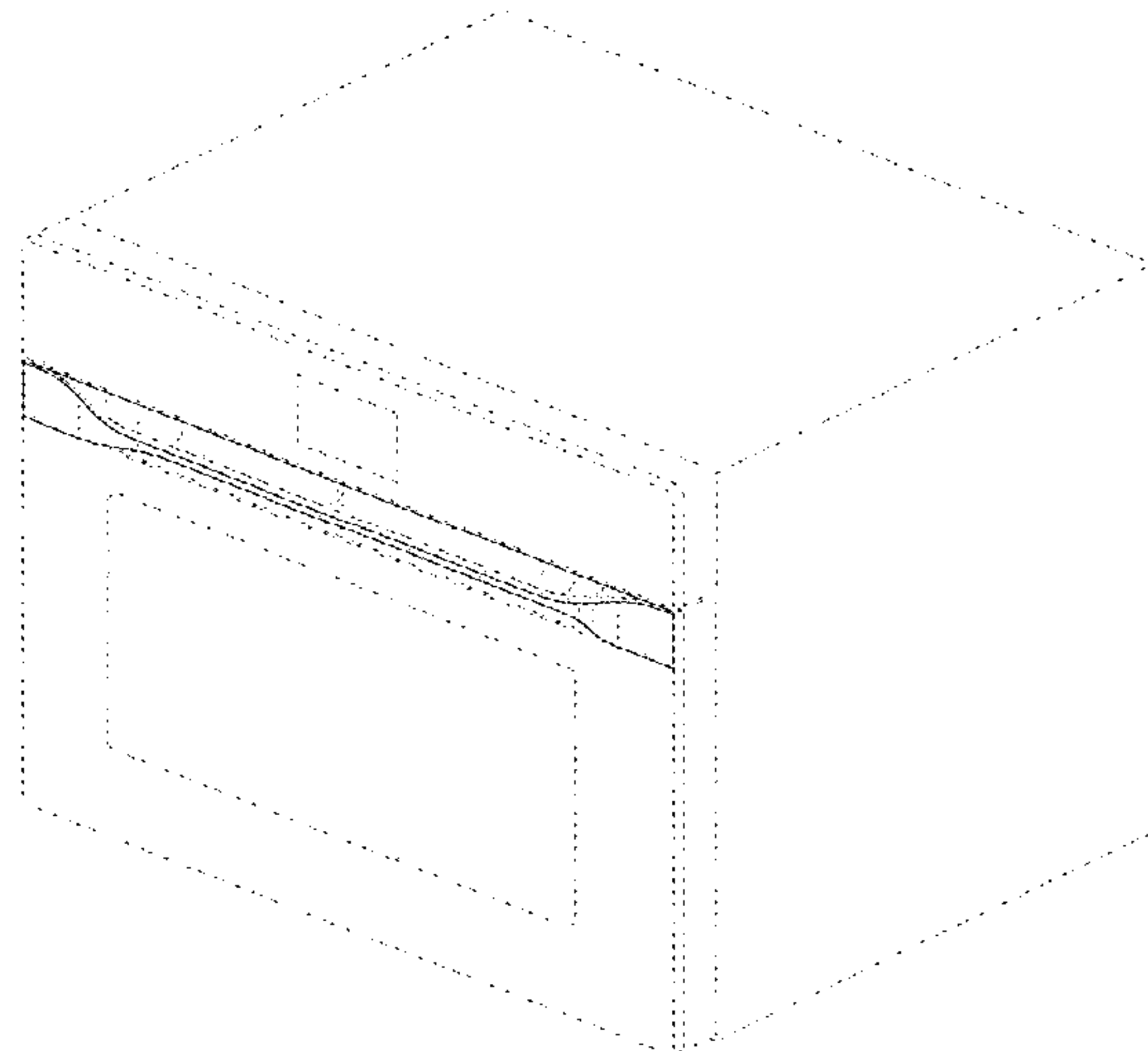
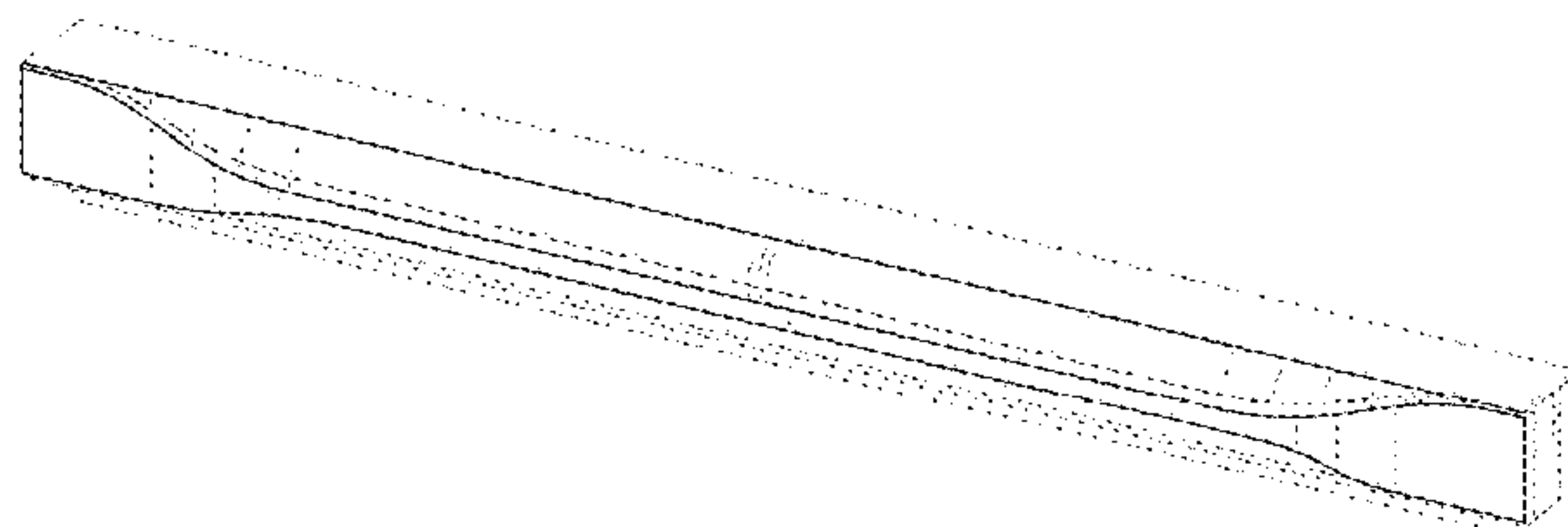


FIG. 1

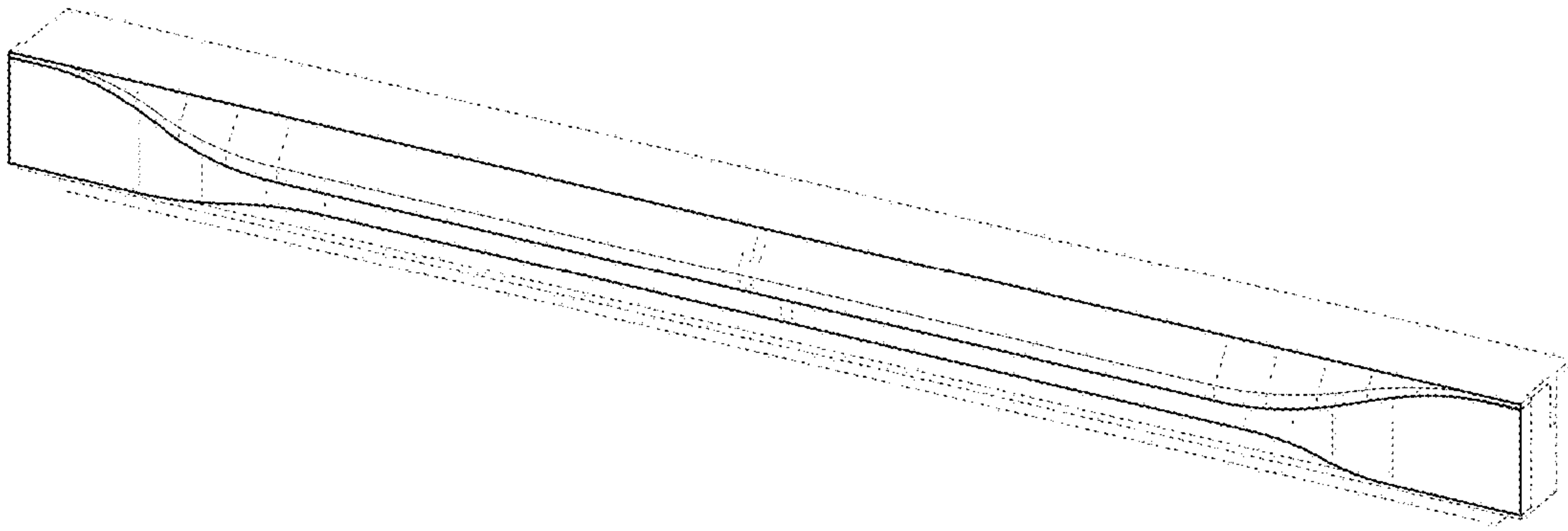


FIG. 2




FIG. 3




FIG. 4

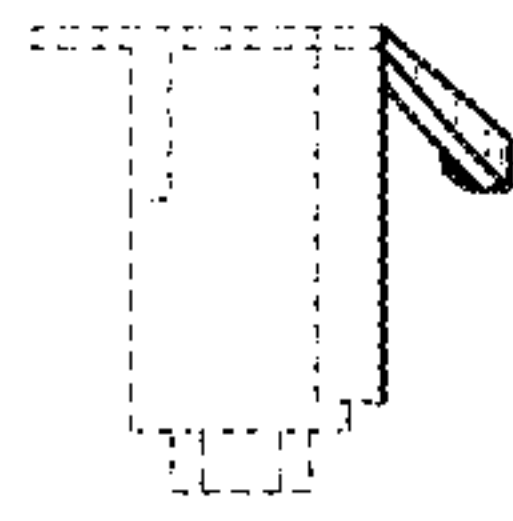


FIG. 5

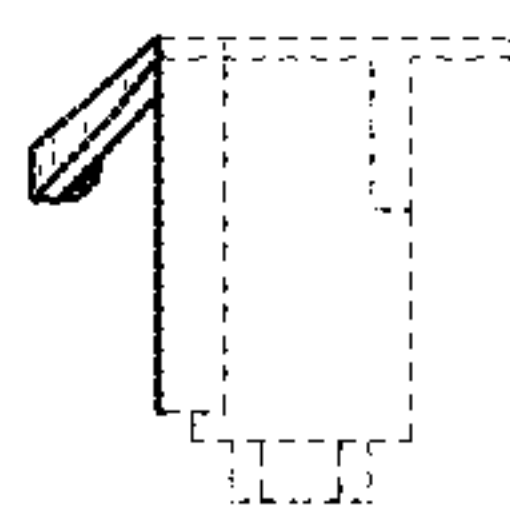


FIG. 6




FIG. 7

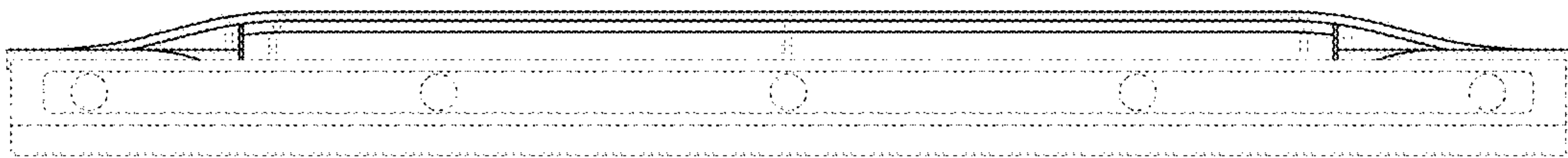


FIG. 8

