



US00D792724S

(12) **United States Design Patent** (10) **Patent No.:** **US D792,724 S**
Hemry (45) **Date of Patent:** **** Jul. 25, 2017**

(54) **SEAT**
(71) Applicant: **Caterpillar Inc.**, Peoria, IL (US)
(72) Inventor: **Michael S. Hemry**, Holland, MI (US)
(73) Assignee: **Caterpillar Inc.**, Peoria, IL (US)
(**) Term: **15 Years**

D665,588 S * 8/2012 Wada D6/356
D690,633 S 10/2013 Lucas et al.
D695,535 S * 12/2013 Moburg D6/356
D707,048 S * 6/2014 Nishida D6/356
D708,993 S * 7/2014 Mays D12/163
D711,125 S * 8/2014 Nishida D6/356
D726,426 S * 4/2015 Carter D6/356
D729,134 S 5/2015 Hanson et al.
D735,099 S 7/2015 Ritchie et al.
D738,127 S * 9/2015 Nishida D6/356
(Continued)

(21) Appl. No.: **29/537,983**

(22) Filed: **Aug. 31, 2015**

(51) **LOC (10) Cl.** **06-01**

(52) **U.S. Cl.**
USPC **D6/716; D6/356**

(58) **Field of Classification Search**
USPC D6/334-336, 356, 367, 368, 374, 716,
D6/716.1, 716.4; D12/163; D23/365
CPC . B60N 2/48; B60N 2/22; B60N 2/449; B60N
2/4882; B60N 2/58; A47C 7/022; A47C
7/18

See application file for complete search history.

(56) **References Cited**

U.S. PATENT DOCUMENTS

D332,181 S * 1/1993 Sacco D6/356
D396,152 S * 7/1998 Beermann D6/356
D420,815 S * 2/2000 Pond D6/356
D439,775 S * 4/2001 Sauey D6/716.1
D442,376 S * 5/2001 Norman D6/356
D541,540 S * 5/2007 Begin D6/356
D541,542 S * 5/2007 Yokoyama D6/356
D597,106 S 7/2009 Kelley et al.
D605,420 S * 12/2009 Krauss D6/356
7,850,247 B2 * 12/2010 Stauske B60N 2/58
297/452.24
D647,001 S 10/2011 Rajderkar et al.
D649,096 S 11/2011 Lucas et al.
D653,867 S * 2/2012 Wada D6/356
D655,096 S * 3/2012 Shindou D6/356
D661,629 S 6/2012 Lucas et al.

OTHER PUBLICATIONS

U.S. Appl. No. 29/546,831, to Christian Ritchie, titled "Key", filed Nov. 25, 2015 (Unpublished).

(Continued)

Primary Examiner — Mimosa De
(74) *Attorney, Agent, or Firm* — Saidman Design Law Group

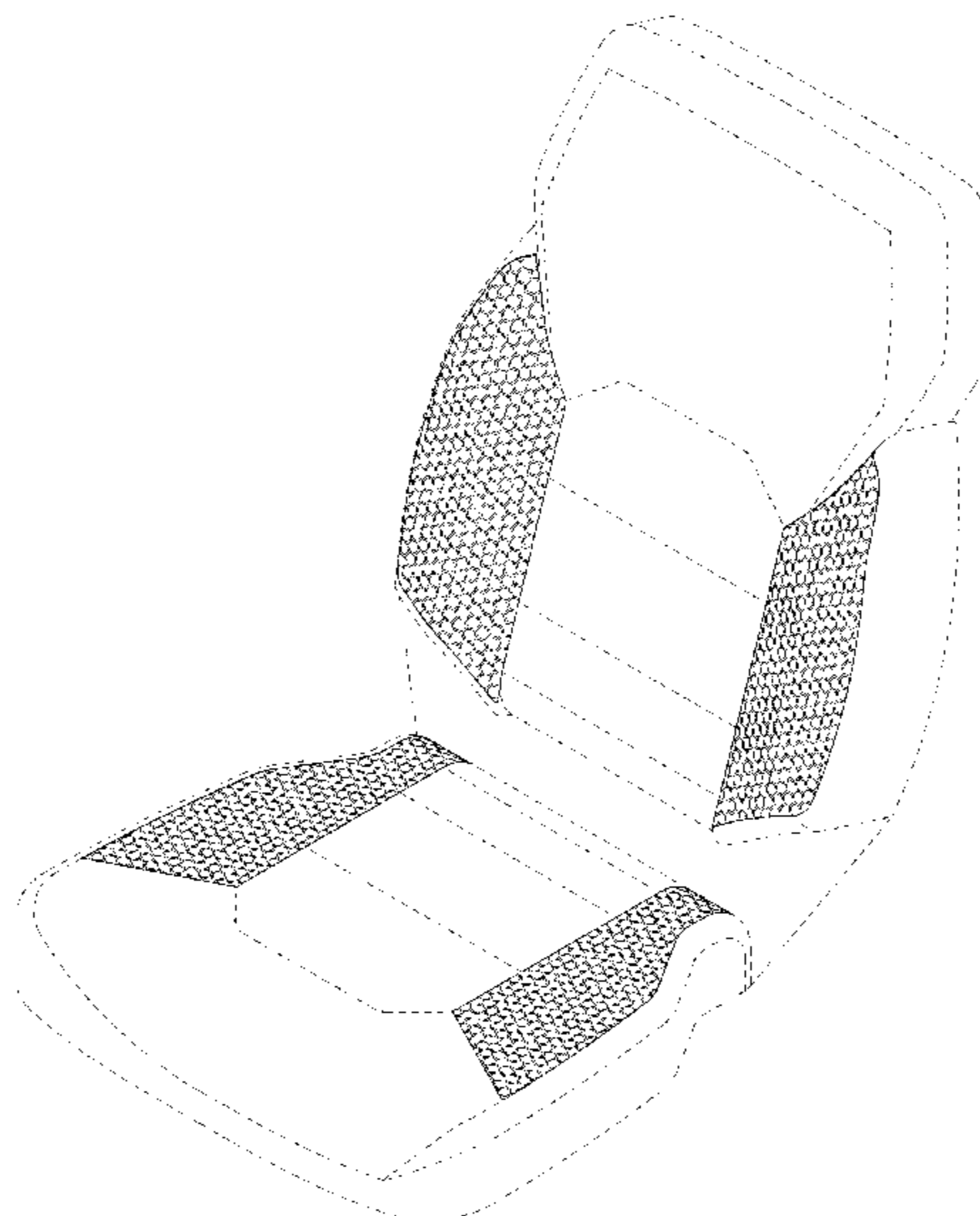
(57) **CLAIM**

The ornamental design for a seat, as shown and described.

DESCRIPTION

FIG. 1 is a perspective view of a seat showing my new design;
FIG. 2 is another perspective view thereof;
FIG. 3 is a front view thereof;
FIG. 4 is a top view thereof;
FIG. 5 shows an orthogonal view of the pattern of FIGS. 1-4;
and,
FIG. 6 shows an orthogonal view of another embodiment of the pattern of FIGS. 1-4.
The dashed broken lines illustrate structure or features which form no part of the claimed design.
In FIG. 6, shading represents contrast in appearance, not any particular color(s).

1 Claim, 5 Drawing Sheets



(56)

References Cited

U.S. PATENT DOCUMENTS

D740,724 S * 10/2015 Burki D12/163
D742,287 S 11/2015 Hanson et al.
D746,184 S * 12/2015 Hanson D12/163
D760,884 S * 7/2016 Green D23/365

OTHER PUBLICATIONS

U.S. Appl. No. 29/537,987 to Michael S. Henry, titled "Seat", filed
Aug. 31, 2015.
U.S. Appl. No. 29/537,996 to Michael S. Henry, titled "Seat", filed
Aug. 31, 2015.

* cited by examiner

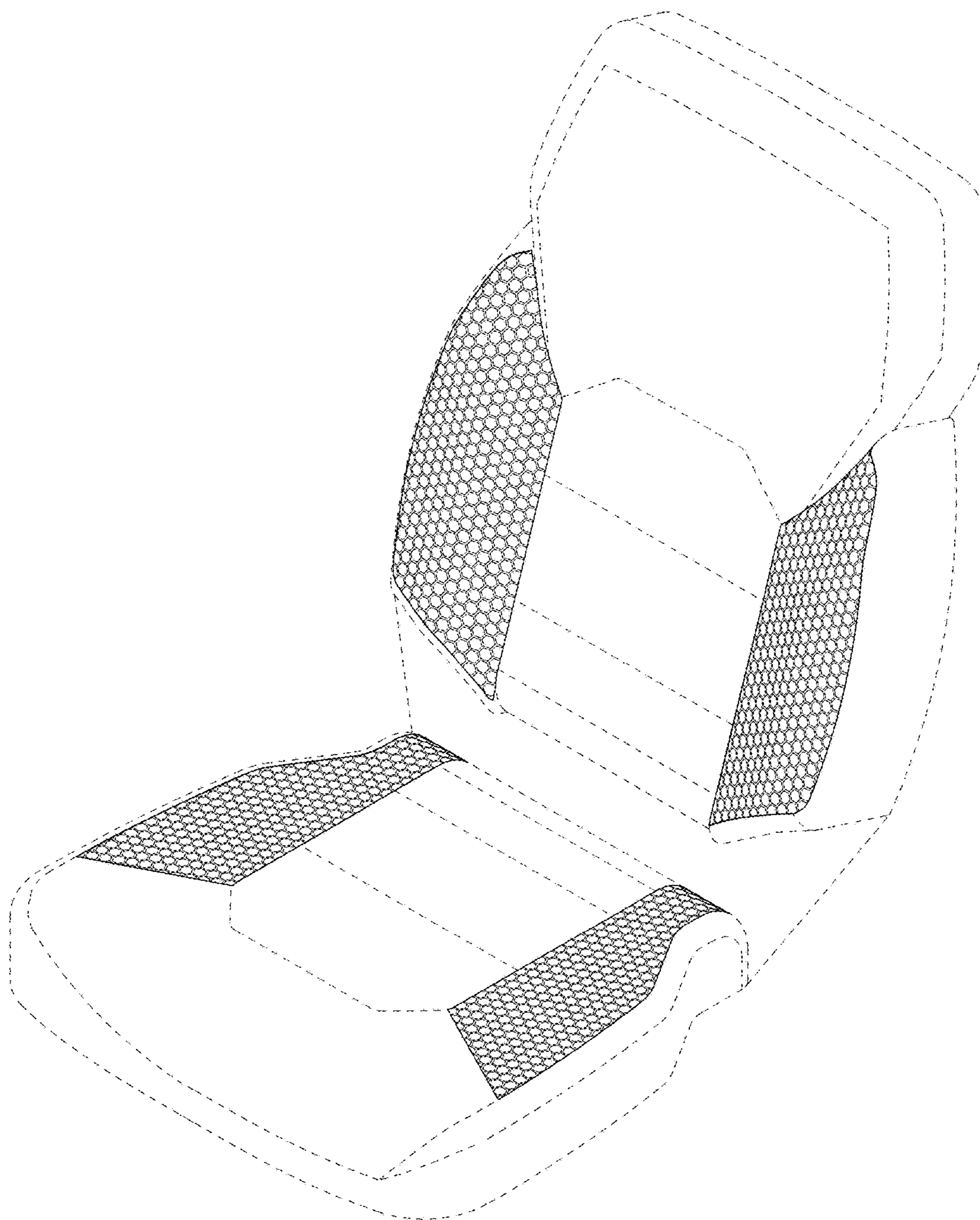


FIG. 1

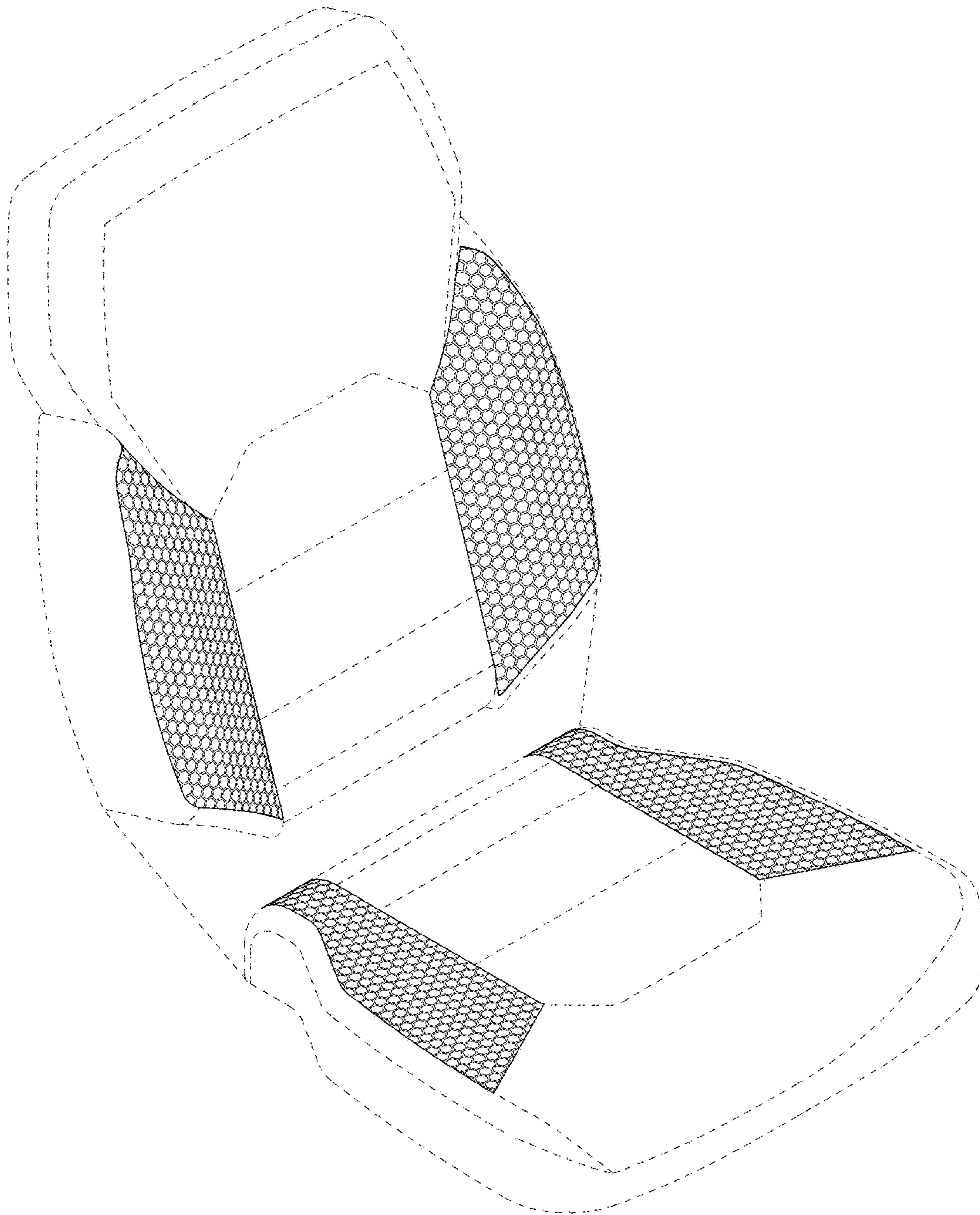


FIG. 2

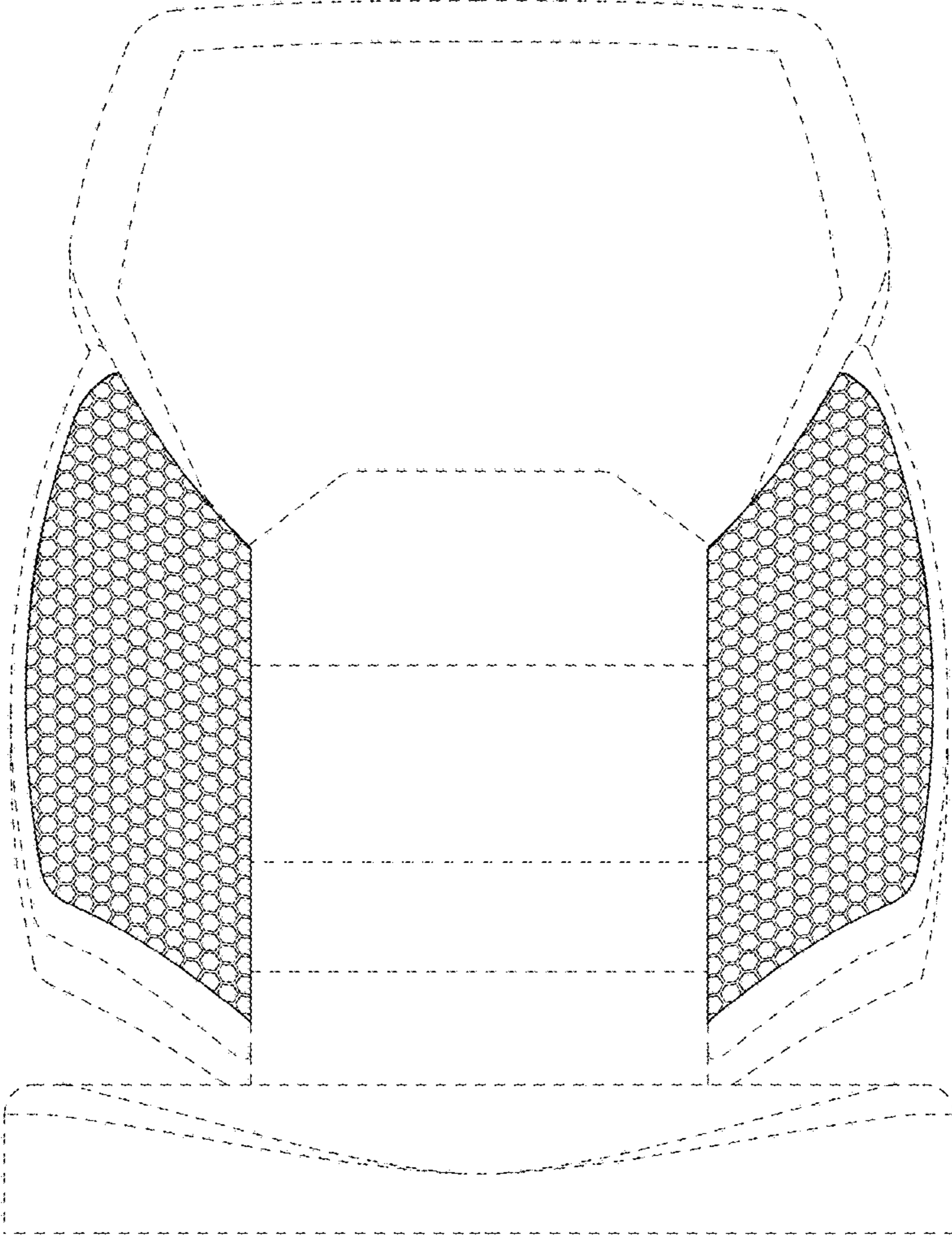


FIG. 3

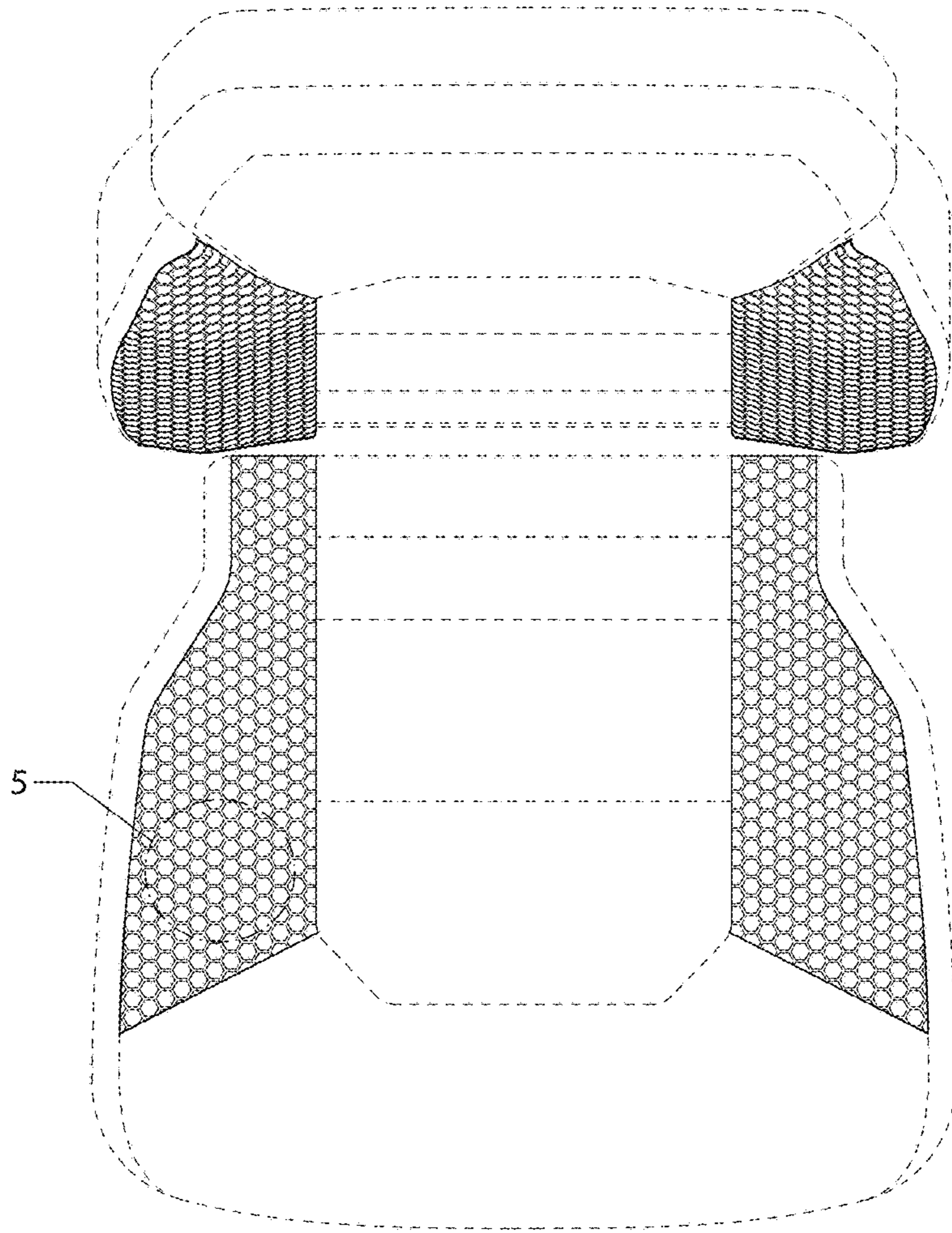


FIG. 4

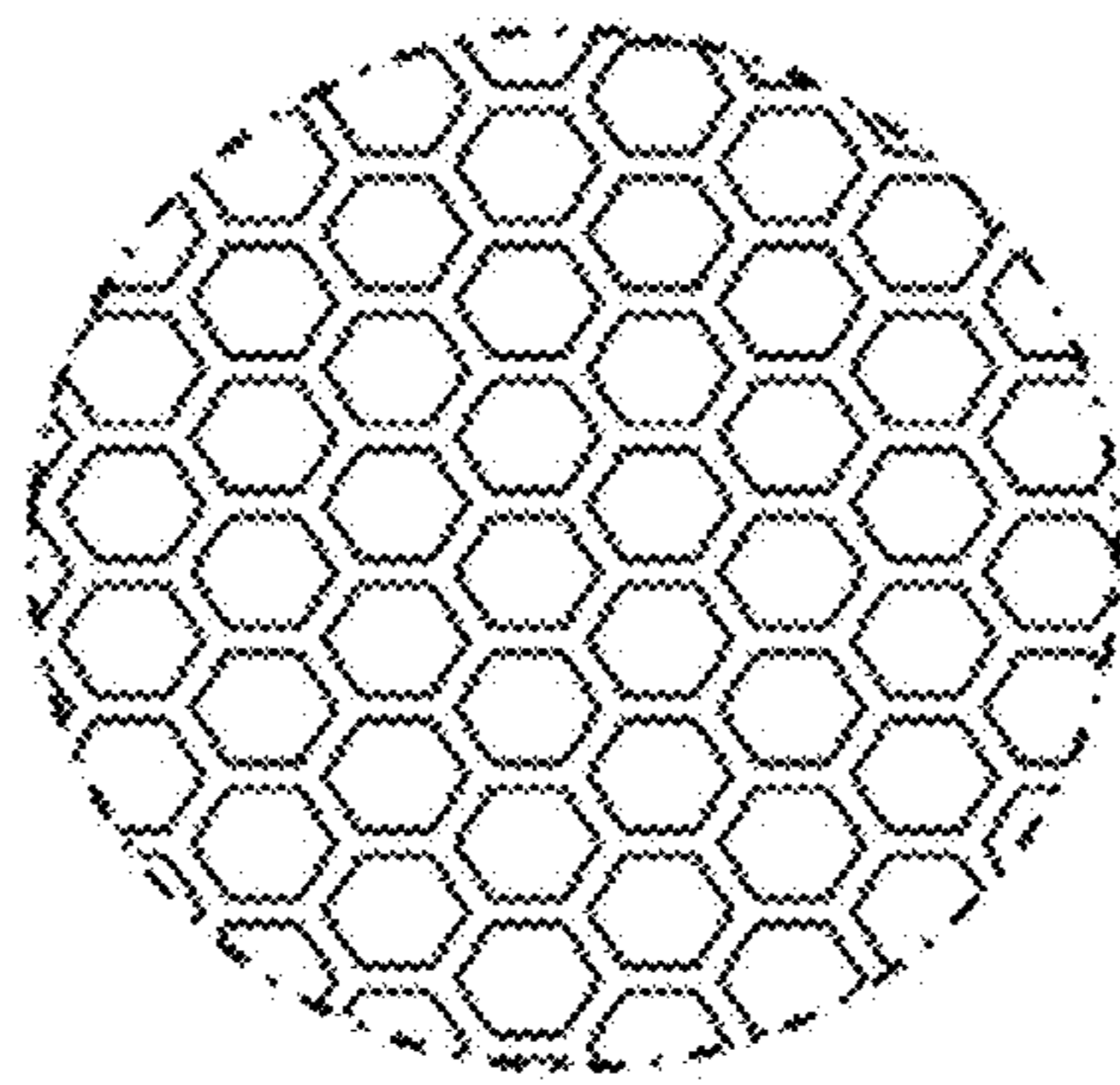


FIG. 5




FIG. 6