



US00D792722S

(12) **United States Design Patent**
Vargas

(10) **Patent No.:** **US D792,722 S**
(45) **Date of Patent:** **** Jul. 25, 2017**

- (54) **PILLOW**
- (71) Applicant: **Greendale Partners, Inc.**, West Covina, CA (US)
- (72) Inventor: **Kevin Thomas Vargas**, West Covina, CA (US)
- (73) Assignee: **Greendale Partners, Inc.**, West Covina, CA (US)
- (**) Term: **15 Years**
- (21) Appl. No.: **29/559,502**
- (22) Filed: **Mar. 29, 2016**
- (51) **LOC (10) Cl.** **06-09**
- (52) **U.S. Cl.**
USPC **D6/601**
- (58) **Field of Classification Search**
USPC D6/333, 349, 355, 375, 388, 512, 563, D6/564, 595, 596, 601, 604, 611, 707, D6/715, 716, 716.1; D24/183-185, 234; D21/803, 804, 805, 809; 5/401, 420, 5/600, 630, 631, 632, 633, 635, 636, 638, 5/639, 646, 652, 652.1, 655, 703, 730; 297/1, 2, 4, 93, 180.11, 195.1, 195.11, 297/195.13, 393, 397, 452.12, 452.14, 297/452.15, 452.21, 452.24, 452.26, 297/452.48, 452.62, 482
CPC A47G 9/10; A47G 9/1009; A47G 9/1018; A47G 9/1027; A47G 9/1036; A47G 9/1045; A47G 9/1063; A47G 9/1072; A47G 9/1081; A47G 9/109; A47C 7/021; A47C 27/00
See application file for complete search history.

- (56) **References Cited**
U.S. PATENT DOCUMENTS
4,505,687 A * 3/1985 Munro A63H 3/02 446/26
D323,414 S * 1/1992 Bruke D34/29

- D326,944 S * 6/1992 Bruke D34/29
- D337,083 S * 7/1993 Rankin D12/115
- D417,714 S * 12/1999 Yeung D21/803
- 6,088,854 A * 7/2000 Brownrigg A47C 20/021 5/632
- 6,457,195 B1 * 10/2002 Holste A47C 7/383 5/636
- 6,640,977 B2 * 11/2003 Matthews Brown et al. A47C 7/383 206/770
- 6,760,934 B1 * 7/2004 Leach A47C 20/021 5/631
- 6,874,183 B1 * 4/2005 Taylor A47C 20/021 5/630
- 6,944,898 B2 * 9/2005 Matthews Brown et al. A47C 7/383 5/632
- 7,017,212 B2 * 3/2006 Matthews Brown .. A47C 7/383 297/393
- D530,136 S * 10/2006 Toth D6/601

(Continued)

Primary Examiner — Eric Goodman
Assistant Examiner — Sanjeev Paul
(74) *Attorney, Agent, or Firm* — Kelly & Kelley, LLP

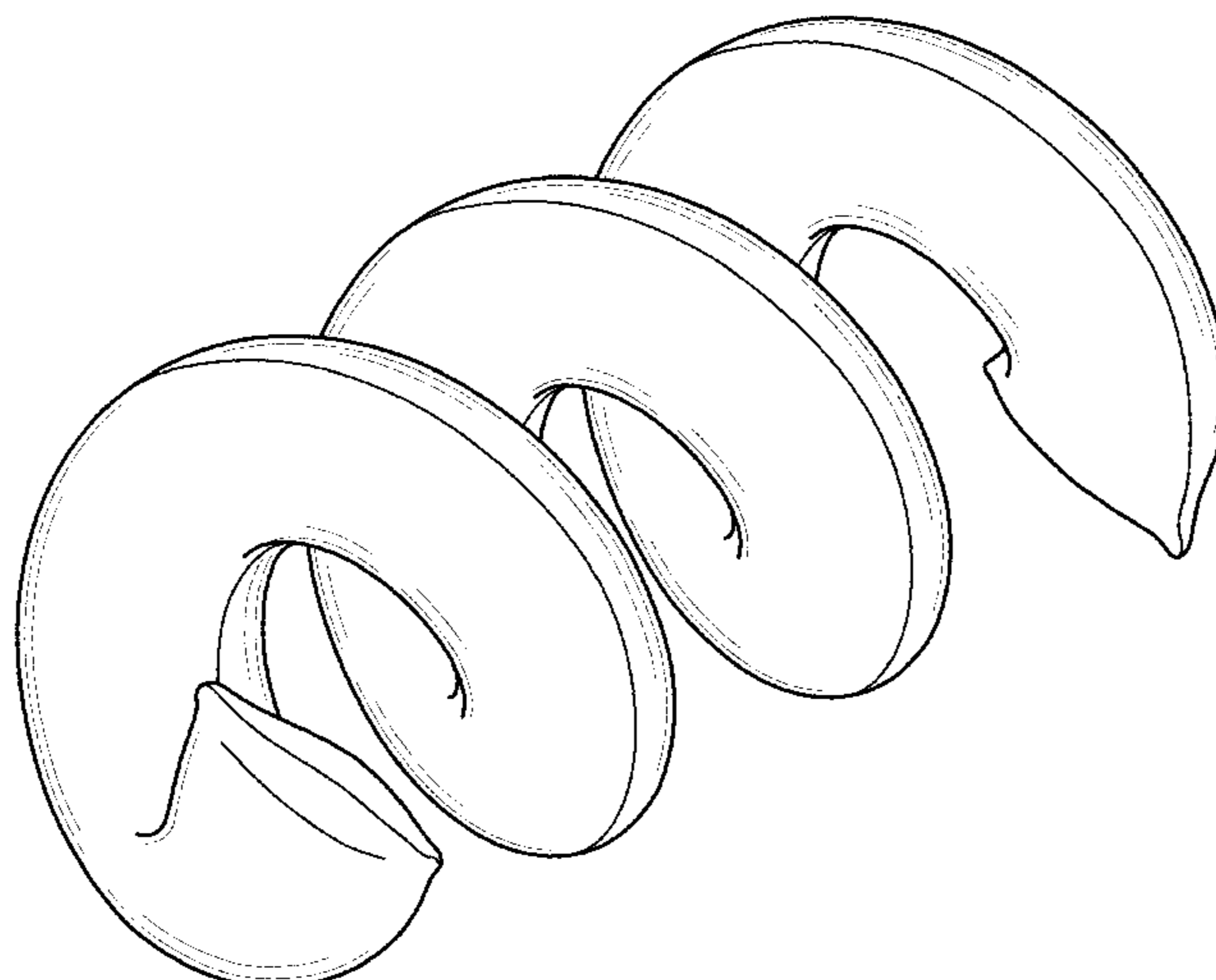
(57) **CLAIM**

The ornamental design for a pillow, as shown and described.

DESCRIPTION

FIG. 1 is a perspective view of the pillow in use, the broken lines shown in FIG. 1 are included for the purpose of illustrating environmental structure and form no part of the claimed design;
FIG. 2 is a perspective view of the pillow of FIG. 1;
FIG. 3 is a front elevational view thereof;
FIG. 4 is a rear elevational view thereof;
FIG. 5 is a top plan view thereof;
FIG. 6 is a bottom plan view thereof; and,
FIG. 7 is a left-side elevational view, the right-side elevational view being a mirror image.

1 Claim, 7 Drawing Sheets



(56)

References Cited

U.S. PATENT DOCUMENTS

7,114,206 B2 * 10/2006 Leach A47C 20/021
5/632
7,513,001 B1 * 4/2009 Leach A47C 27/086
5/632
D597,364 S * 8/2009 Lindgren D6/601
D607,682 S * 1/2010 Presman D6/601
D624,250 S * 9/2010 Hamilton D30/152
D688,344 S * 8/2013 Cheung D21/803
D701,667 S * 4/2014 Coomes D1/125
D708,816 S * 7/2014 Park D1/106
D713,171 S * 9/2014 Fair D6/601
D713,617 S * 9/2014 Park D1/128
D714,516 S * 10/2014 Park D1/125
D714,517 S * 10/2014 Rogers D1/125
8,919,843 B2 * 12/2014 Gil Vizuete A61G 7/1023
294/140
D729,492 S * 5/2015 Rogers D1/125
D739,162 S * 9/2015 Jorgensen D6/606
D757,870 S * 5/2016 Leslie D21/693
D762,341 S * 8/2016 Rogers D1/125
D762,400 S * 8/2016 Wong A47C 7/383
D6/601
D765,442 S * 9/2016 Yaakov D6/601
D766,016 S * 9/2016 Fornango D6/601

* cited by examiner

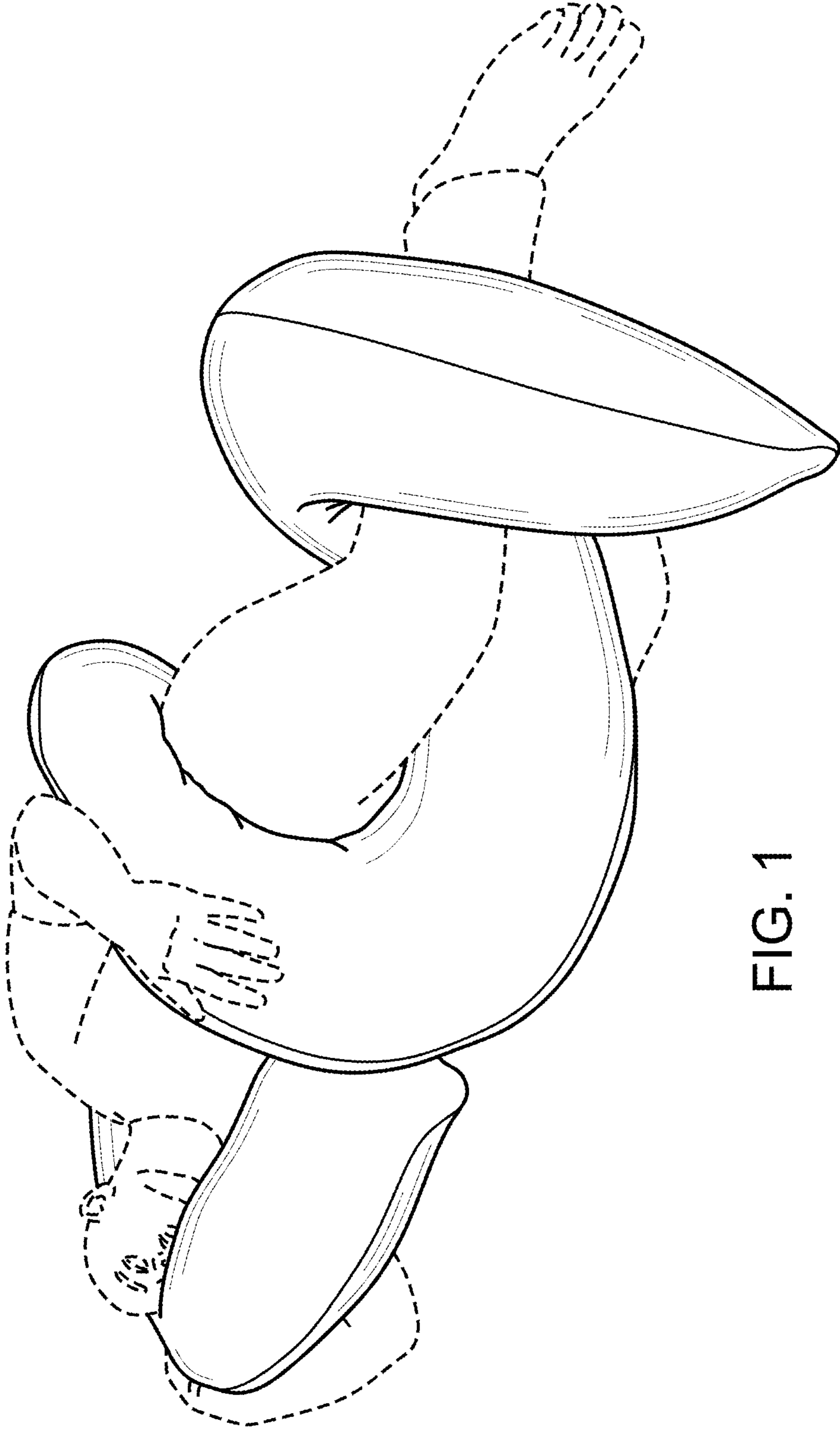


FIG. 1




FIG. 2




FIG. 3

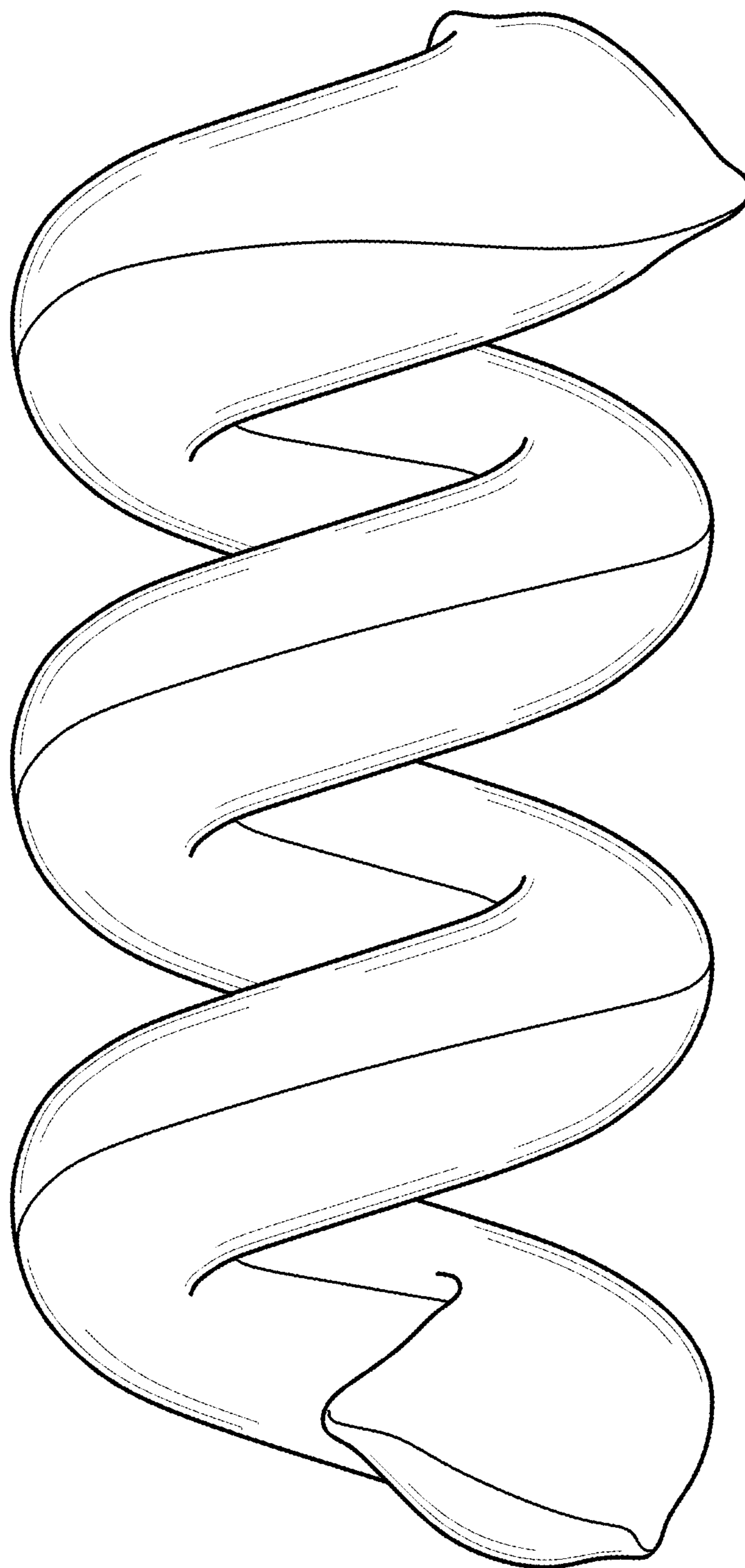


FIG. 4




FIG. 5

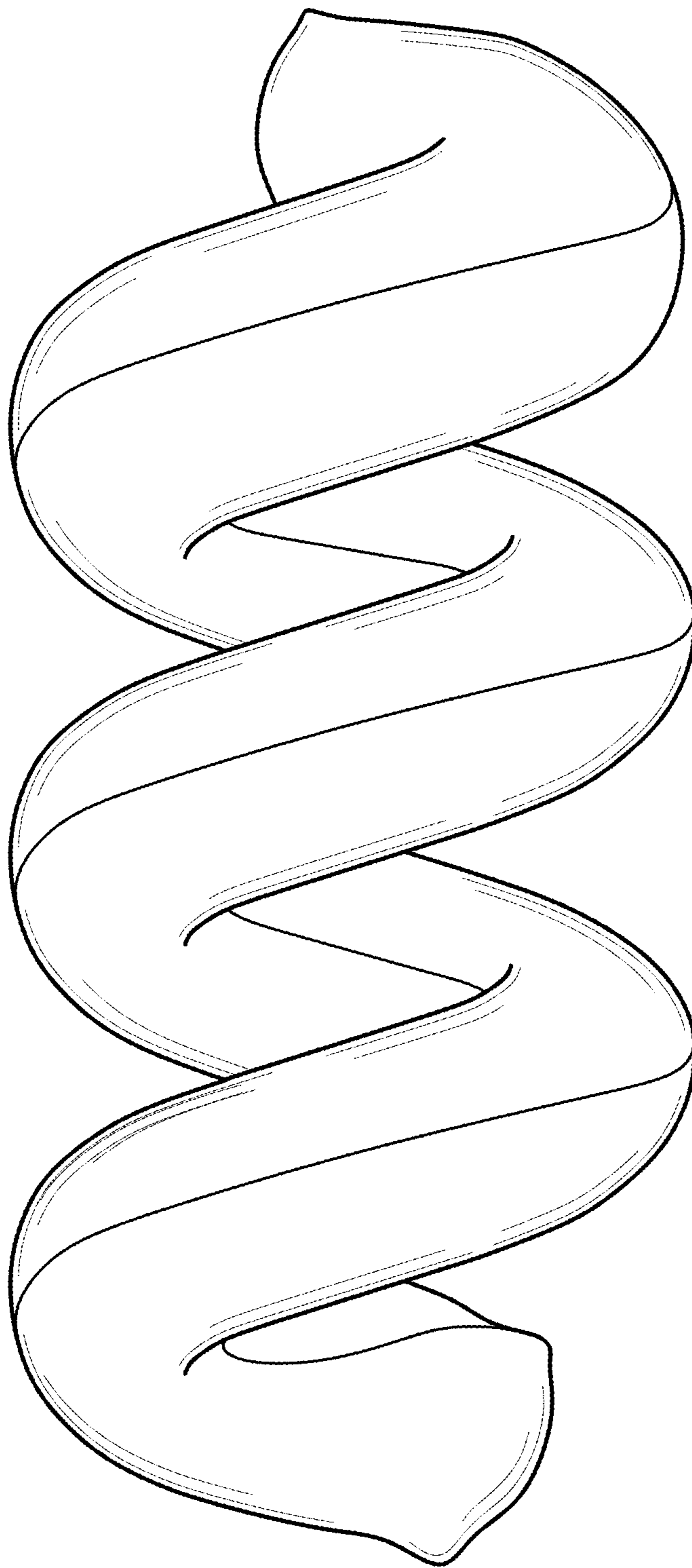


FIG. 6

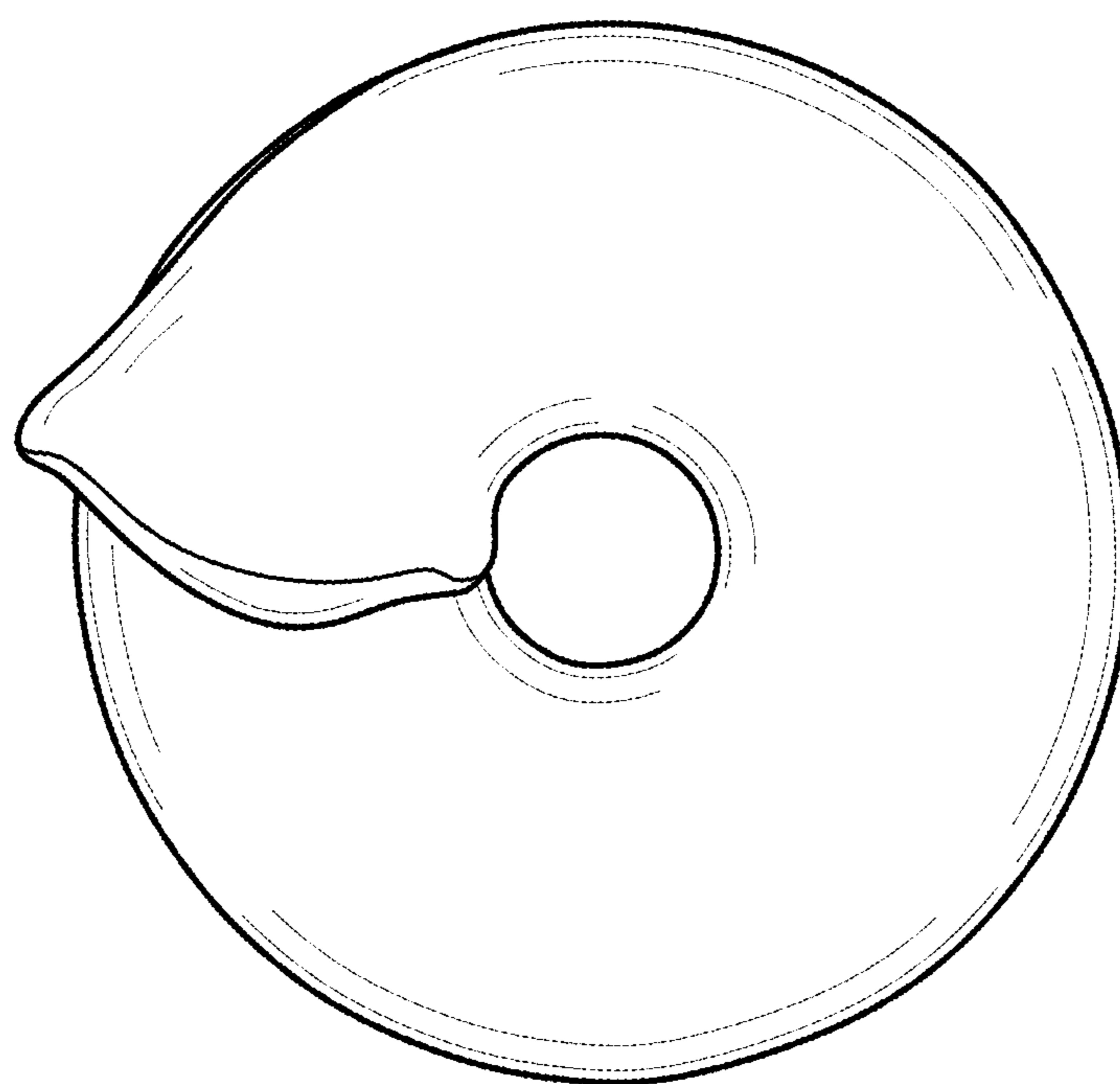


FIG. 7