



US00D792714S

(12) **United States Design Patent**  
**Delaney et al.**

(10) **Patent No.:** **US D792,714 S**  
(45) **Date of Patent:** **\*\* Jul. 25, 2017**

- (54) **NONWOVEN FABRIC**
- (71) Applicant: **AVINTIV Specialty Materials Inc.**,  
Charlotte, NC (US)
- (72) Inventors: **Andrew W. Delaney**, Allentown, NJ  
(US); **Steven Brian Burgess**, Troutman,  
NC (US)
- (73) Assignee: **AVINTIV Specialty Materials Inc.**,  
Charlotte, NC (US)
- (\*\*) Term: **14 Years**
- (21) Appl. No.: **29/524,160**
- (22) Filed: **Apr. 17, 2015**
- (51) **LOC (10) Cl.** ..... **05-05**
- (52) **U.S. Cl.**  
USPC ..... **D5/58; D5/99**
- (58) **Field of Classification Search**  
USPC ..... D5/4, 5, 7, 8, 10, 14, 16, 20, 22, 26, 32,  
D5/36, 40, 41, 43-45, 47, 56-63, 53;  
D6/582, 584, 587, 588, 592; D25/138,  
D25/149, 151; D32/40; D20/11, 24, 30  
CPC . B32B 5/024; B32B 5/266; B44F 1/00; B44F  
1/08; B44F 3/00; B44F 5/00; B44F 9/00;  
B44F 9/02; B44F 9/04; B44F 11/06;  
D03D 1/00; D03D 25/00; D04H 1/00;  
D10B 2503/00  
See application file for complete search history.

- D116,421 S \* 8/1939 Turpan ..... D5/59
- D301,405 S \* 6/1989 Kawaguchi ..... D5/53
- D362,967 S \* 10/1995 Rothwell ..... D5/53
- D382,119 S \* 8/1997 Ferrero ..... D5/53
- 5,834,099 A \* 11/1998 Steinhardt ..... B31F 1/07  
428/174
- 5,846,636 A \* 12/1998 Ruppel ..... B31F 1/07  
156/209
- 5,913,765 A \* 6/1999 Burgess ..... B31F 1/07  
162/109
- D422,150 S \* 4/2000 Enderby ..... D5/53
- 6,113,723 A \* 9/2000 McNeil ..... B31F 1/07  
156/209
- D443,766 S \* 6/2001 Bredendick ..... D5/53
- D465,658 S \* 11/2002 Carlson ..... D5/1
- 7,082,654 B2 \* 8/2006 Snider ..... D04H 1/495  
28/104
- D552,313 S \* 10/2007 Caruso ..... D32/40

(Continued)

*Primary Examiner* — Karen S Acker  
(74) *Attorney, Agent, or Firm* — McNair Law Firm, P.A.

(57) **CLAIM**


The ornamental design for a nonwoven fabric, as shown and described.

**DESCRIPTION**

FIG. 1 is a perspective view of a nonwoven fabric, embodying the new design;  
FIG. 2 is a top plan view thereof;  
FIG. 3 is a rear plan view thereof;  
FIG. 4 is a cross-sectional view thereof taken along line 4-4 of FIG. 2; and,  
FIG. 5 is a cross-sectional view thereof taken along line 5-5 of FIG. 1.  
The broken lines forming a perimeter around FIGS. 1 and 2 depict the boundaries of the claim and form no part thereof. The rear surface and all other broken lines represent portions of the nonwoven fabric that form no part of the claimed design.

**1 Claim, 4 Drawing Sheets**

- (56) **References Cited**  
U.S. PATENT DOCUMENTS  
D16,531 S \* 2/1886 Mankey ..... D5/53  
D55,514 S \* 6/1920 Heyman ..... D25/153  
D69,835 S \* 4/1926 Jacklin ..... D25/103  
D76,137 S \* 8/1928 Jacklin ..... D25/103  
D85,056 S \* 9/1931 Ritter ..... D5/47  
D89,982 S \* 5/1933 Willheim ..... D5/63  
D103,817 S \* 3/1937 Fitzgerald ..... D25/155



(56)

**References Cited**

U.S. PATENT DOCUMENTS

7,314,665	B2 *	1/2008	Stelljes, Jr. ....	B31F 1/07 162/109
D564,104	S *	3/2008	Savinel .....	D25/103
7,435,316	B2 *	10/2008	Boatman .....	B31F 1/07 162/117
7,524,404	B2 *	4/2009	Boatman .....	B31F 1/07 101/23
D604,082	S *	11/2009	Thrush .....	D6/582
D632,896	S *	2/2011	Sanders .....	D5/58
D634,130	S *	3/2011	Coffaro .....	D5/60
D639,073	S *	6/2011	Coffaro .....	D5/58
D653,893	S *	2/2012	Huss .....	D6/582
2006/0211322	A1 *	9/2006	Wang .....	B32B 3/266 442/221

\* cited by examiner




FIG. 1





FIG. 2



**FIG. 3**



**FIG. 4**



**FIG. 5**