



US00D792712S

(12) **United States Design Patent**
Ramos

(10) **Patent No.:** **US D792,712 S**
(45) **Date of Patent:** **** Jul. 25, 2017**

(54) **HAIRBRUSH**

D427,776 S * 7/2000 Chan D4/134
(Continued)

(71) Applicant: **Leonardo Ramos**, Yonkers, NY (US)

(72) Inventor: **Leonardo Ramos**, Yonkers, NY (US)

(**) Term: **15 Years**

(21) Appl. No.: **29/558,082**

(22) Filed: **Mar. 15, 2016**

(51) **LOC (10) Cl.** **04-02**

(52) **U.S. Cl.**
USPC **D4/138; D4/132**

(58) **Field of Classification Search**
USPC D4/100, 127, 130, 132, 133, 134, 136,
D4/137, 138; D28/21, 28, 30, 64.4, 64.7,
D28/73; D32/49; 15/106, 143.1, 159.1,
15/186, 187
CPC A45D 24/00; A45D 24/10; A45D 24/14;
A46B 9/00; A46B 9/023; A46B 15/0085;
A46B 15/0087; A46B 15/0095; A46B
2200/104; A46B 2200/205

See application file for complete search history.

(56) **References Cited**

U.S. PATENT DOCUMENTS

D44,419 S *	7/1913	Scheuer	D4/134
1,735,802 A *	11/1929	Statuto	A46B 7/04 15/176.4
1,894,882 A *	1/1933	Mazzella	A46B 9/00 15/176.6
1,948,990 A *	2/1934	Mitlehner	A46B 15/00 340/664
1,958,134 A *	5/1934	Dike	A46B 15/00 15/160
2,197,551 A *	4/1940	Jensen	A46B 15/00 15/160
2,708,765 A *	5/1955	Vann	A46B 9/00 132/313
5,595,437 A *	1/1997	Rapisarda	A46B 15/00 15/105

OTHER PUBLICATIONS

The Difference Between CQP vs Diane, [on-line video]; [video published to the Internet on Nov. 7, 2013]; [retrieved from the Internet on May 10, 2017]; URL: <<https://www.youtube.com/watch?v=rFckWBL8JSA>>. (3 pages).*

(Continued)

Primary Examiner — Karen E. Eldridge Powers

Assistant Examiner — Jasmine Mlinarcik

(74) *Attorney, Agent, or Firm* — Dunlap Bennett & Ludwig PLLC

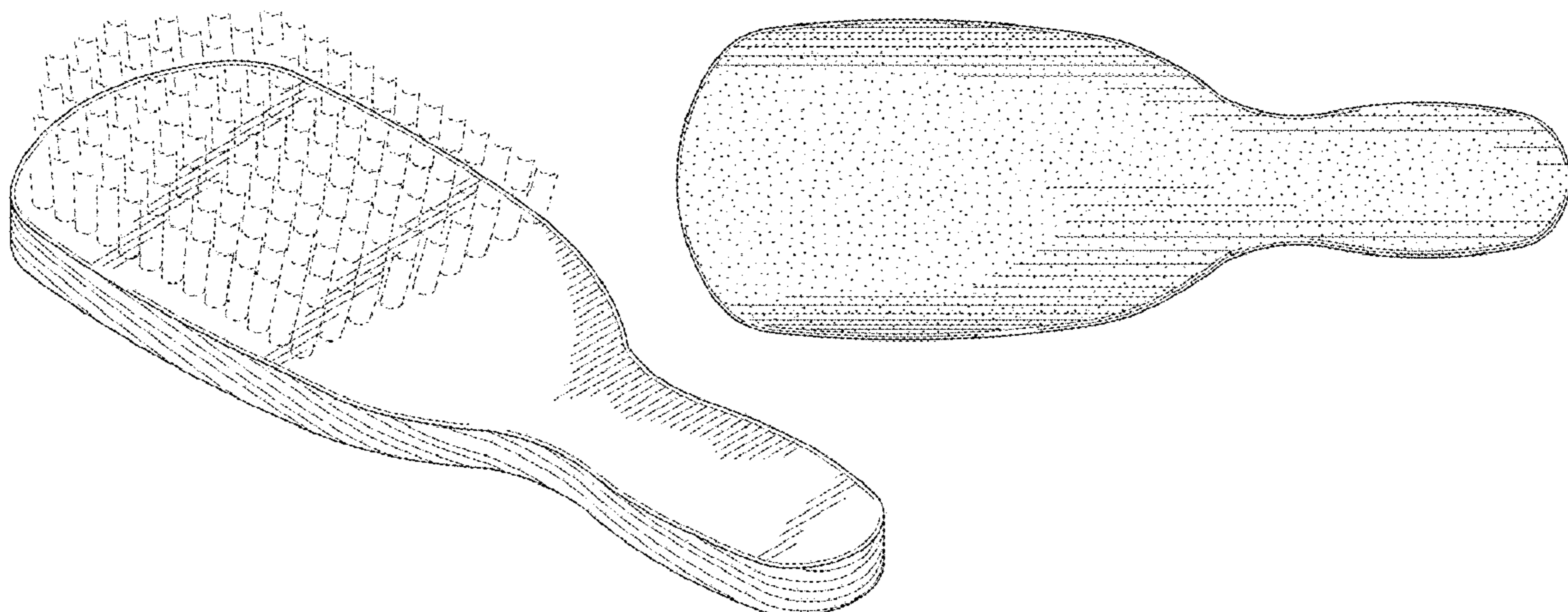
(57) **CLAIM**

The ornamental design for a hairbrush, as shown and described.

DESCRIPTION

FIG. 1 is a top front perspective view of a hairbrush; FIG. 2 is a bottom front perspective view of the design shown in FIG. 1; FIG. 3 is a front elevation view of the design shown in FIG. 1, the rear elevation view being a mirror image thereof; FIG. 4 is a right side elevation view of the design shown in FIG. 1; FIG. 5 is a left side elevation view of the design shown in FIG. 1; FIG. 6 is a top plan view of the design shown in FIG. 1; and, FIG. 7 is a bottom plan view of the design shown in FIG. 1. The broken lines shown in the drawings depict portions of the hairbrush that form no part of the claimed design. In FIGS. 2-5 and 7, the use of stippling indicates a contrast in appearance relative to the appearance of the remaining portions of the claimed design.

1 Claim, 4 Drawing Sheets



(56)

References Cited

U.S. PATENT DOCUMENTS

D656,732 S * 4/2012 Vu D4/100
D770,778 S * 11/2016 Rosenzweig D4/136
D781,598 S * 3/2017 Treeby D4/136
D783,293 S * 4/2017 Rosenzweig D4/136

OTHER PUBLICATIONS

Diane 100% Boar Medium Club Brush, [on-line]; [review posted to the Internet on Nov. 9, 2013]; [retrieved from the Internet on May 10, 2017]; URL: <https://www.amazon.com/gp/product/B0019Z42RW/ref=s9_acsd_al_bw_c_x_5_w?th=1>. (4 pages).*

Diane 100% Boar Wave Brush, [on-line]; [review posted to the Internet on Nov. 9, 2013]; [retrieved from the Internet on May 10, 2017]; URL: <https://www.amazon.com/Diane-100-Boar-Wave-Brush/dp/B000TUOYMG/ref=sr_1_4_s_it?s=beauty&ie=UTF8&qid=1494447303&sr=1-4&keywords=torino%2Bpro%2Bbrush&th=1>. (3 pages).*

360 Wave Torino Pro Brushes Unboxing, [on-line video]; [video published to the Internet on Jun. 3, 2016]; [retrieved from the Internet on May 10, 2017]; URL: <<https://www.youtube.com/watch?v=18CxjI0-W2U>>. (3 pages).*

TP #190, [on-line video]; [video published to the Internet on Mar. 16, 2017]; [retrieved from the Internet on May 10, 2017]; URL: <<https://vimeo.com/208773440>>. (3 pages).*

Torino Pro Duet Collection . . . , [on-line]; [Internet publication date unknown]; [retrieved from the Internet on May 10, 2017]; URL: <<https://brushking.org/collections/torino-pro-brushes/products/torino-pro-190-medium-wave-brush>>. (4 pages).*

* cited by examiner

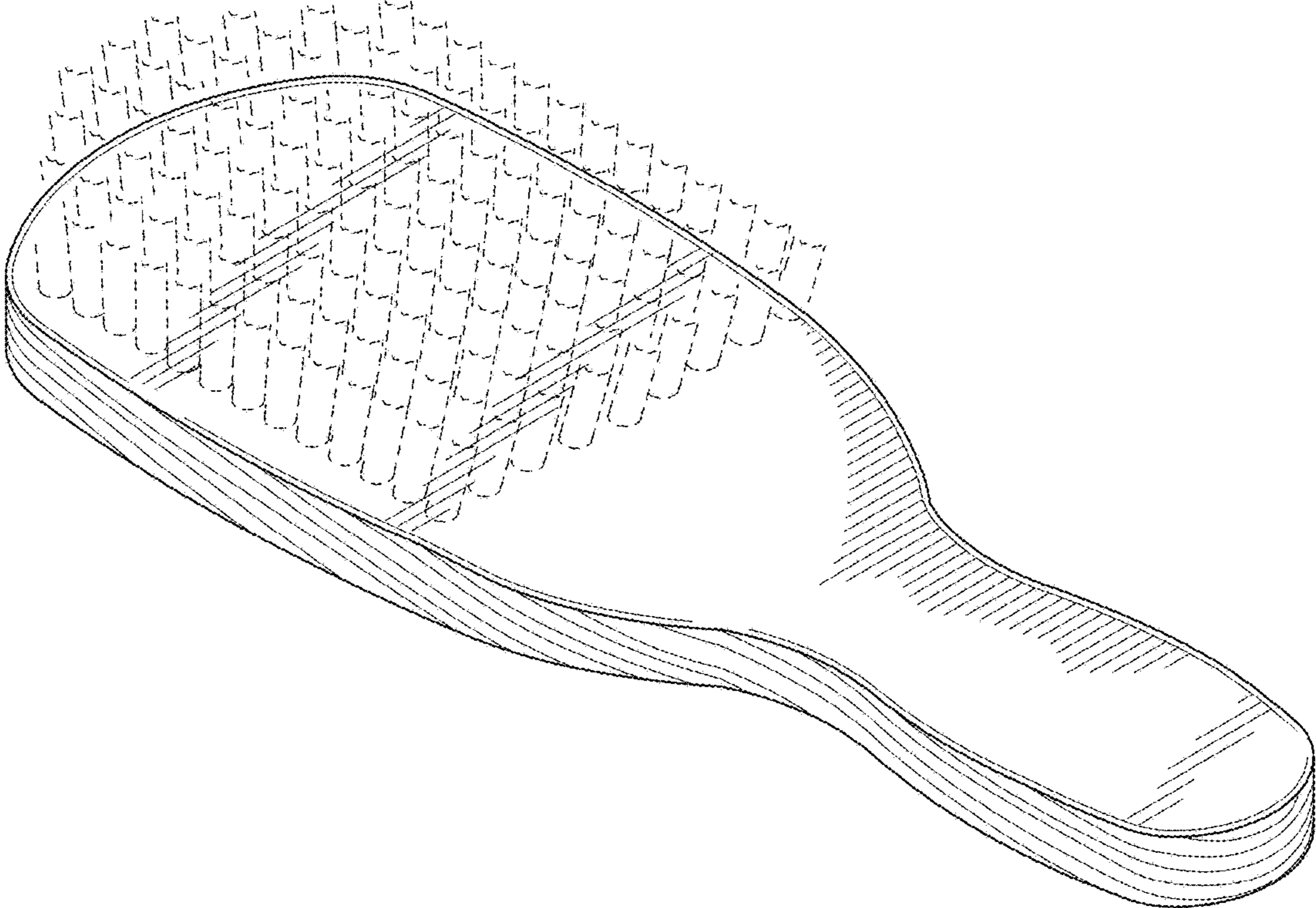


FIG. 1

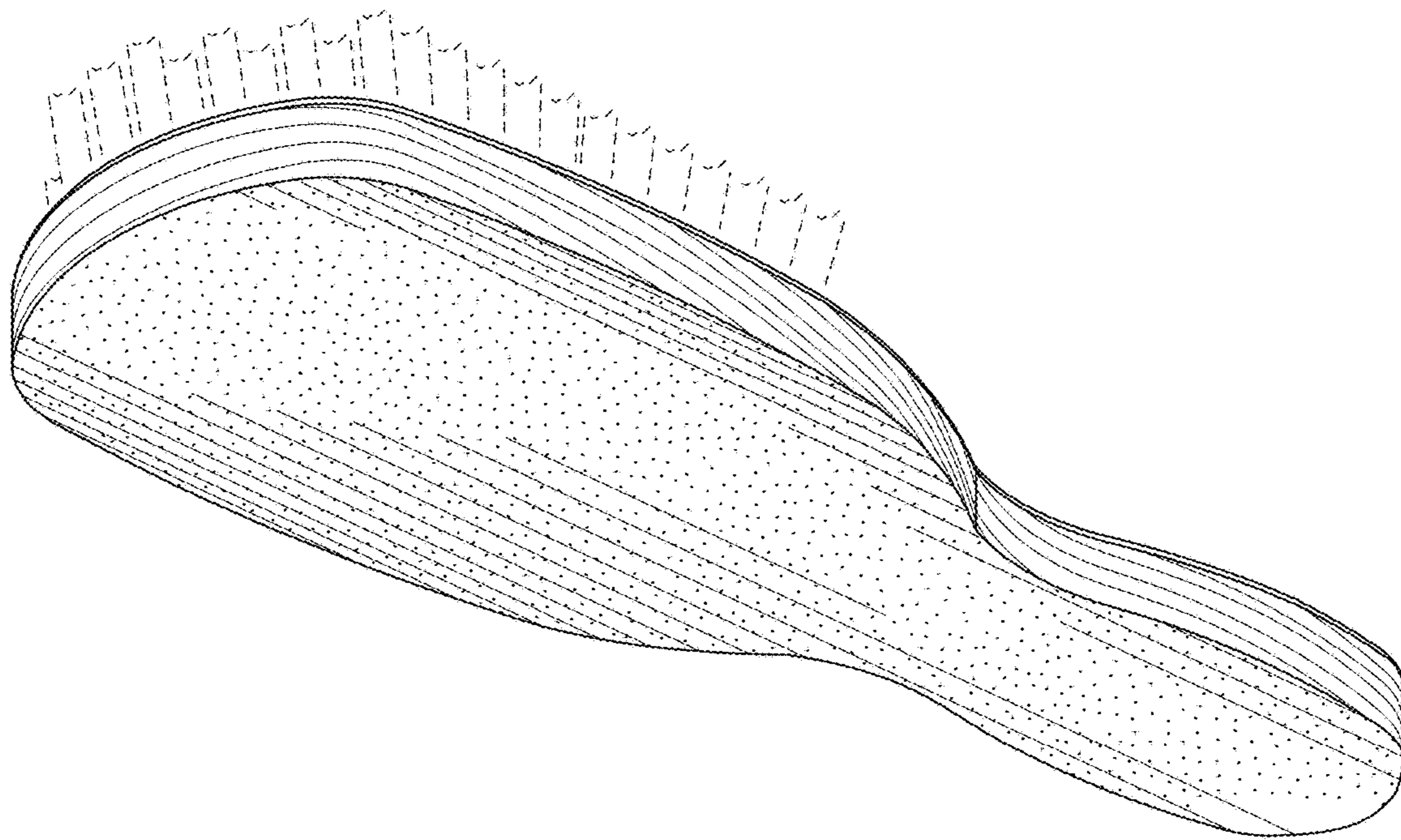


FIG.2

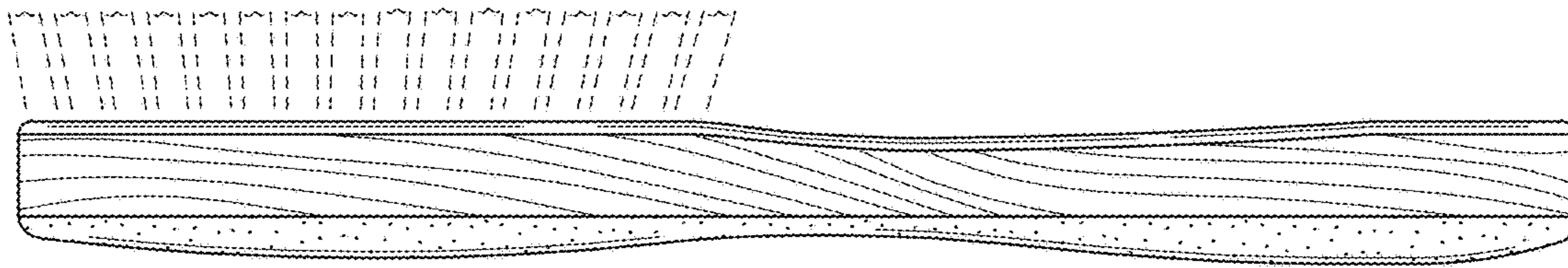


FIG. 3

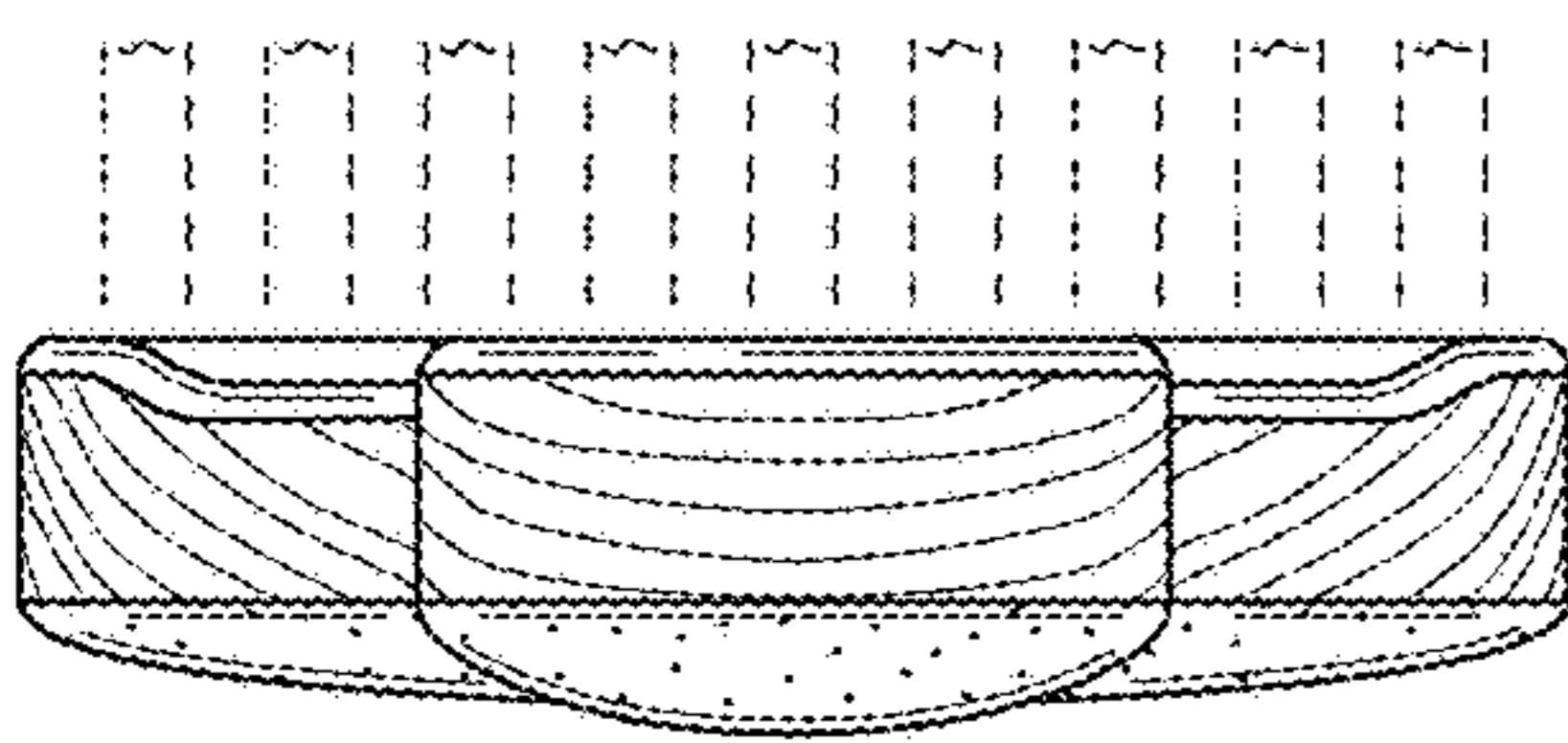


FIG. 4

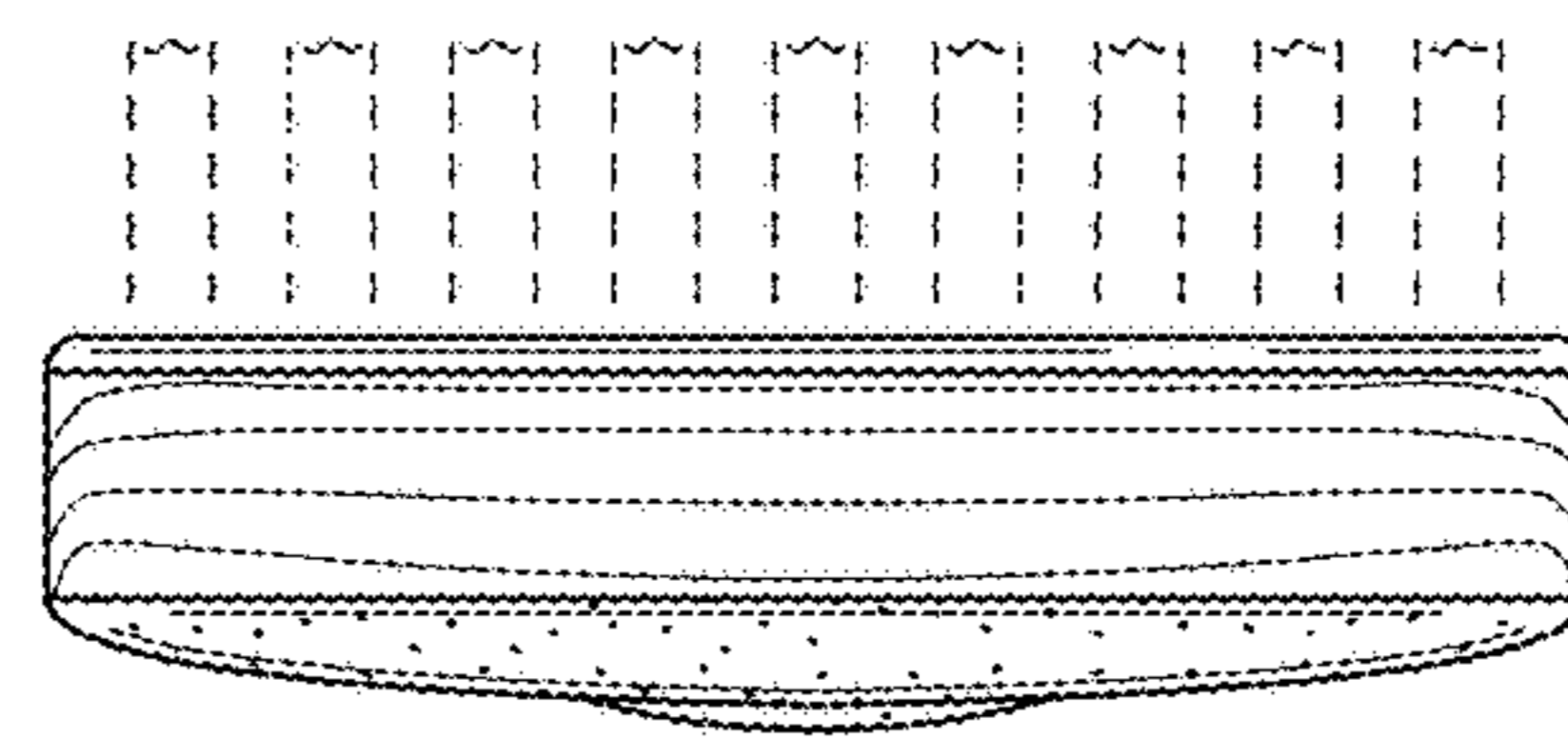


FIG. 5

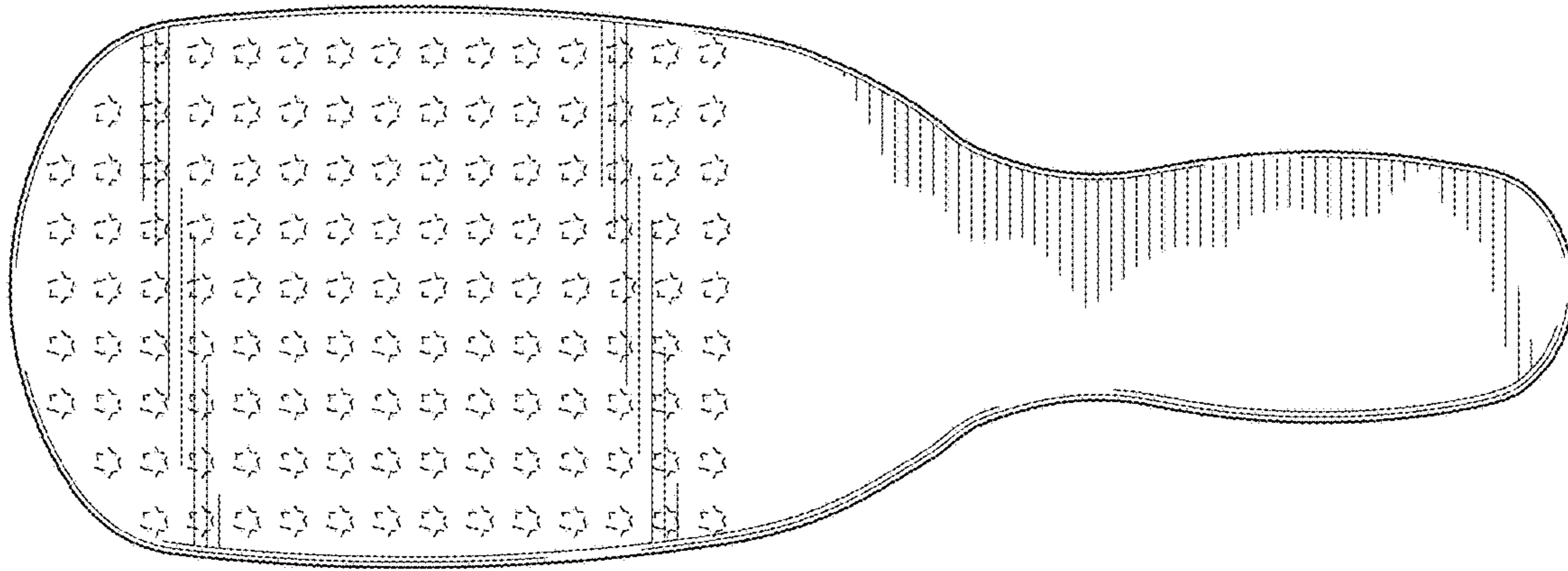


FIG. 6

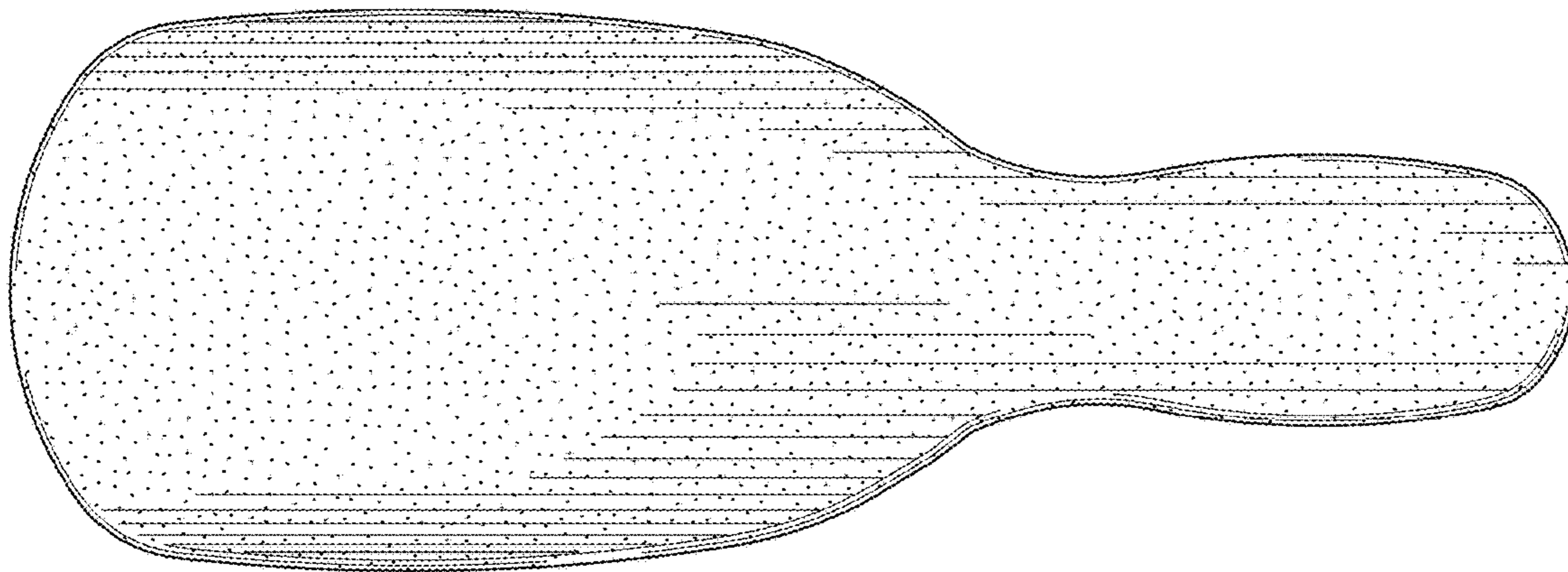


FIG. 7