



US00D792703S

(12) **United States Design Patent** (10) **Patent No.:** **US D792,703 S**
Chang (45) **Date of Patent:** **** Jul. 25, 2017**

(54) **SHOE UPPER**

(71) Applicant: **NIKE, Inc.**, Beaverton, OR (US)

(72) Inventor: **Leo S. Chang**, Portland, OR (US)

(73) Assignee: **NIKE, Inc.**, Beaverton, OR (US)

(**) Term: **15 Years**

(21) Appl. No.: **29/584,226**

(22) Filed: **Nov. 12, 2016**

(51) **LOC (10) Cl.** **02-99**

(52) **U.S. Cl.**
USPC **D2/972**

(58) **Field of Classification Search**
USPC D2/902, 906-908, 944, 969, 971-974;
D5/47, 49, 54
CPC ... A43B 13/181; A43B 13/141; A43B 13/186;
A43B 13/188; A43B 23/00; A43B 23/02;
A43B 5/00; A43B 23/26; A43B 1/04;
A43B 11/14; A43B 7/00; A43B 3/12
See application file for complete search history.

(56) **References Cited**

U.S. PATENT DOCUMENTS

D33,013 S *	7/1900	Migel	D5/47
D268,065 S *	3/1983	Spreng	D2/908
D377,410 S	1/1997	Crowley		
D391,049 S	2/1998	Stauffer		
D431,351 S	10/2000	Prats et al.		
D470,301 S	2/2003	Lotti		
D498,909 S *	11/2004	Patt	D2/972
D512,214 S	12/2005	Hatfield		
D523,223 S	6/2006	Lotti		
D643,616 S *	8/2011	Caine	D2/972
D668,441 S *	10/2012	Shaffer	D2/972
D668,858 S *	10/2012	Shaffer	D2/972
D684,761 S	6/2013	Williams, Jr.		
D686,397 S	7/2013	McMillan		
D688,860 S *	9/2013	Hrsak	D2/972

D688,861 S	9/2013	Hrsak		
D693,103 S	11/2013	McMillan		
D694,509 S *	12/2013	Miner	D2/972
D701,036 S	3/2014	Martin		
D701,037 S *	3/2014	Ho	D2/972
D707,027 S *	6/2014	Shaffer	D2/972
D707,028 S *	6/2014	Parker	D2/972
D709,280 S *	7/2014	Shaffer	D2/972
D710,585 S	8/2014	Ho et al.		
D716,039 S *	10/2014	Mueller	D2/972
D722,225 S	2/2015	Williams, Jr.		
D725,895 S	4/2015	Cin		

(Continued)

OTHER PUBLICATIONS

5 Things You Need to Know About the NIKE KD9 [online],
retrieved from internet <<http://solecollector.com/news/2016/03/nike-kd9-facts/>>; 6 color sheets, Dated Mar. 21, 2016.

Primary Examiner — Dominic Simone
(74) *Attorney, Agent, or Firm* — Banner & Witcoff, Ltd.

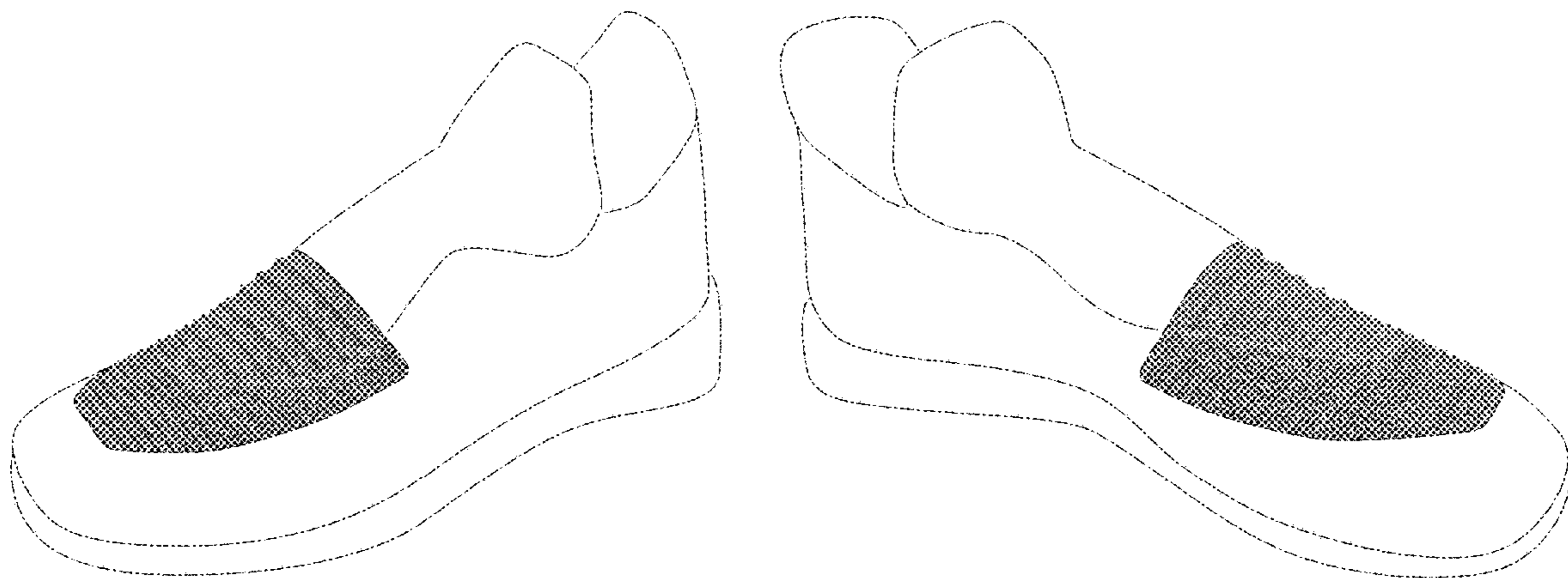
(57) **CLAIM**

The ornamental design for a shoe upper, as shown and described.

DESCRIPTION

FIG. 1 is a front perspective view of a shoe upper showing my new design;
FIG. 2 is a second front perspective view thereof;
FIG. 3 is a side view thereof;
FIG. 4 is a second side view thereof; and,
FIG. 5 is a top view thereof.
The photographic area is claimed. The broken lines immediately adjacent to and surrounding the photographic area represent an unclaimed peripheral boundary of the design. The broken lines showing the remainder of the shoe represent unclaimed subject matter and form no part of the claimed design.

1 Claim, 5 Drawing Sheets



(56)

References Cited

U.S. PATENT DOCUMENTS

D734,018	S	*	7/2015	Wright	D2/972
D737,039	S	*	8/2015	Pauk	D2/972
D737,040	S	*	8/2015	Pauk	D2/972
D744,223	S	*	12/2015	Kirschner	D2/972
D744,737	S		12/2015	Raasch		
D745,259	S		12/2015	Bell et al.		
D746,578	S		1/2016	Chang		
D767,865	S	*	10/2016	Chang	D2/972
D767,867	S		10/2016	Johnsongriffin		
D767,868	S	*	10/2016	Johnsongriffin	D2/972
D778,569	S		2/2017	Chang		
D778,583	S	*	2/2017	Kanata	D2/972
D778,584	S	*	2/2017	Kanata	D2/972
D781,556	S	*	3/2017	Nethongkome	D2/972
D782,806	S	*	4/2017	Small	D2/972
D783,257	S	*	4/2017	Small	D2/972
D783,259	S	*	4/2017	Small	D2/972
D783,980	S	*	4/2017	Cin	D2/972
D783,981	S	*	4/2017	Cin	D2/972
D783,982	S	*	4/2017	Williams, Jr.	D2/972
D783,987	S	*	4/2017	Williams, Jr.	D2/972

* cited by examiner

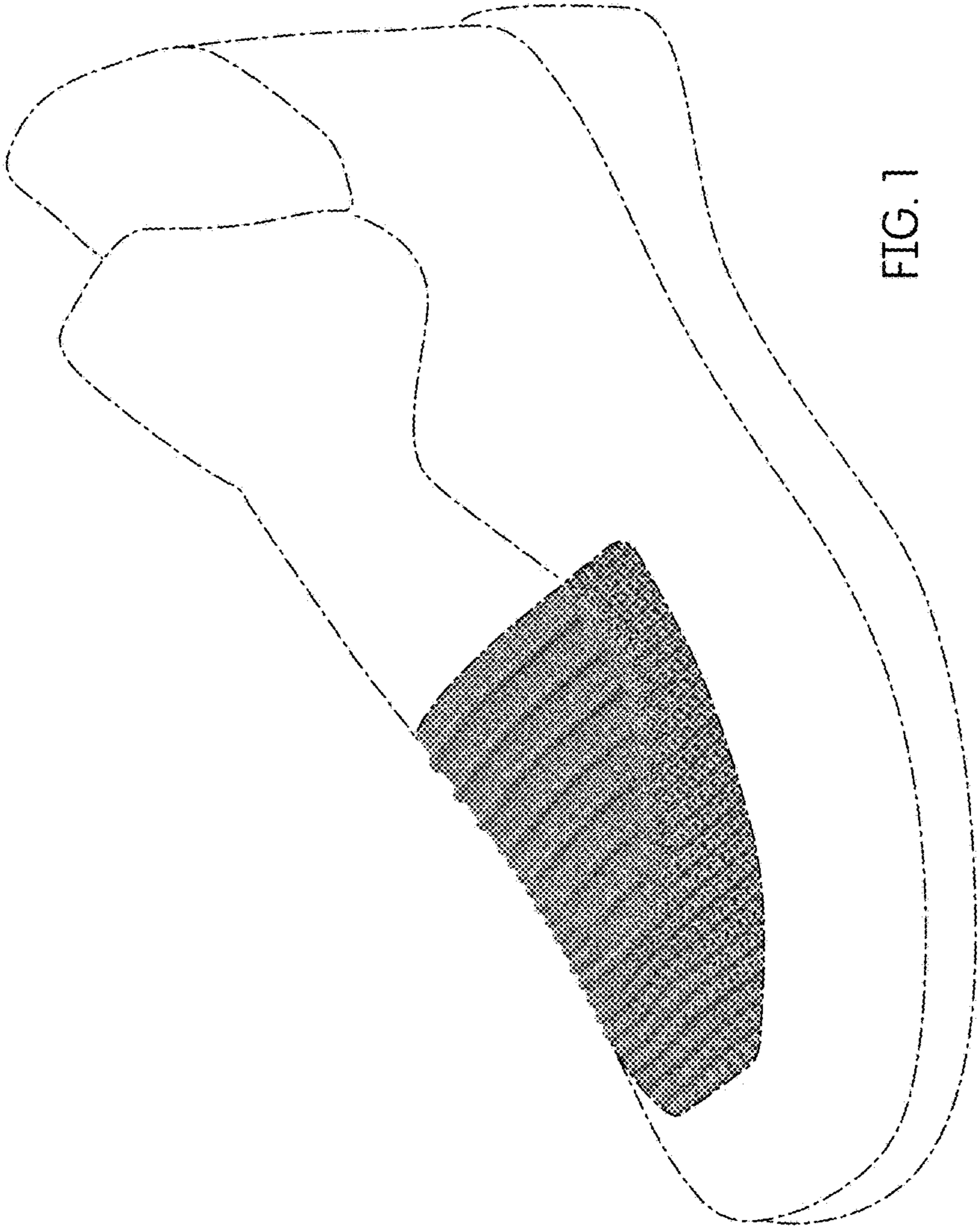


FIG. 1

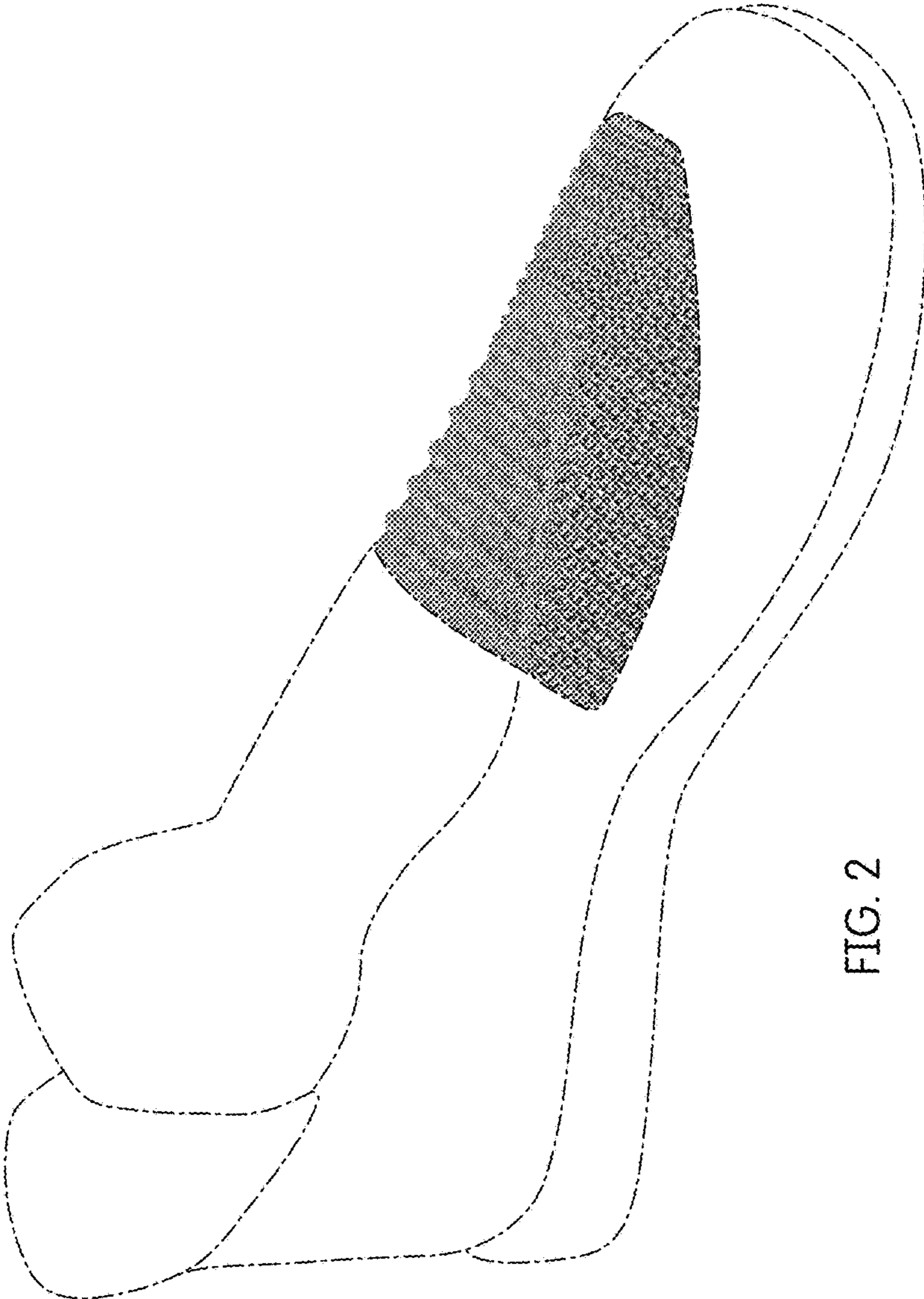


FIG. 2

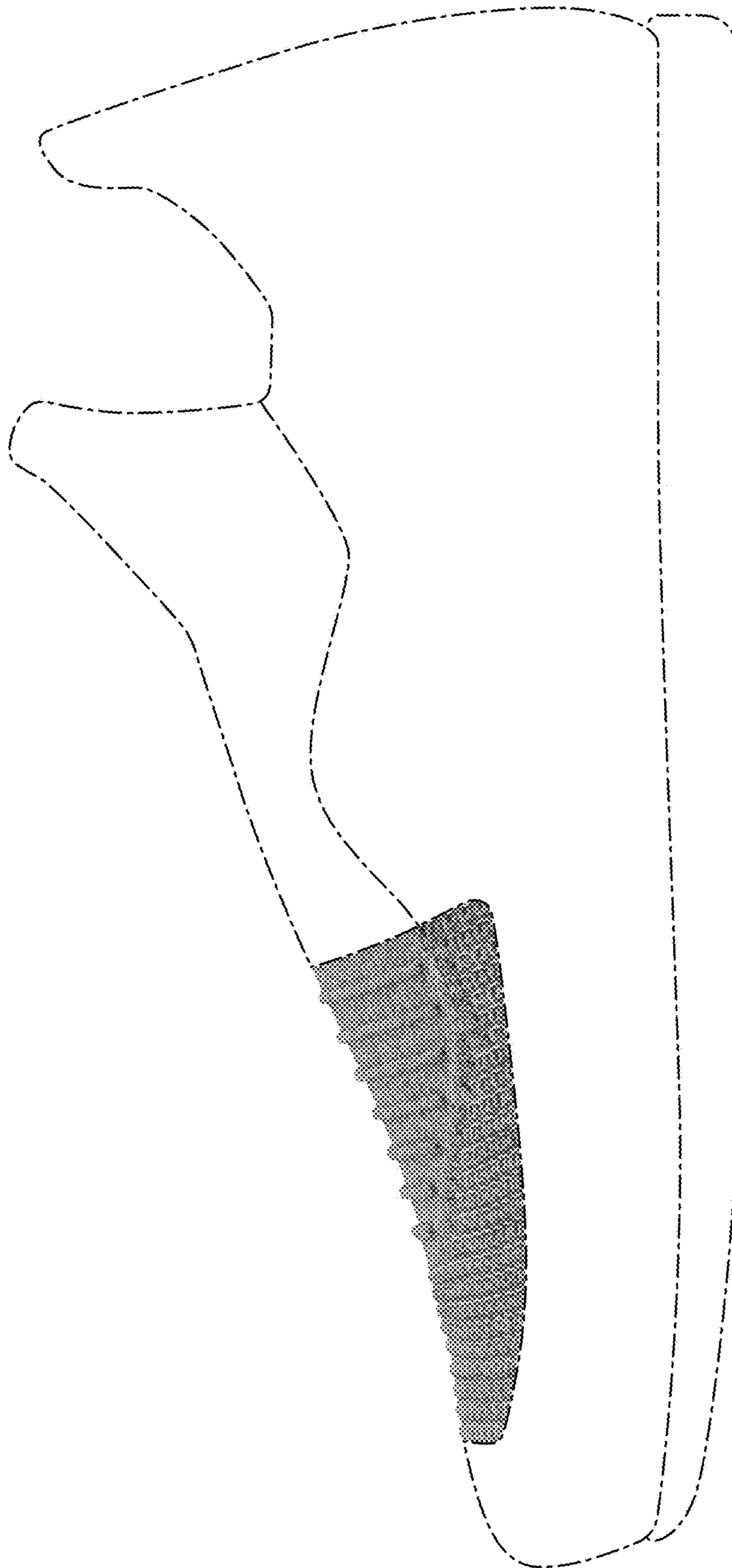


FIG. 3

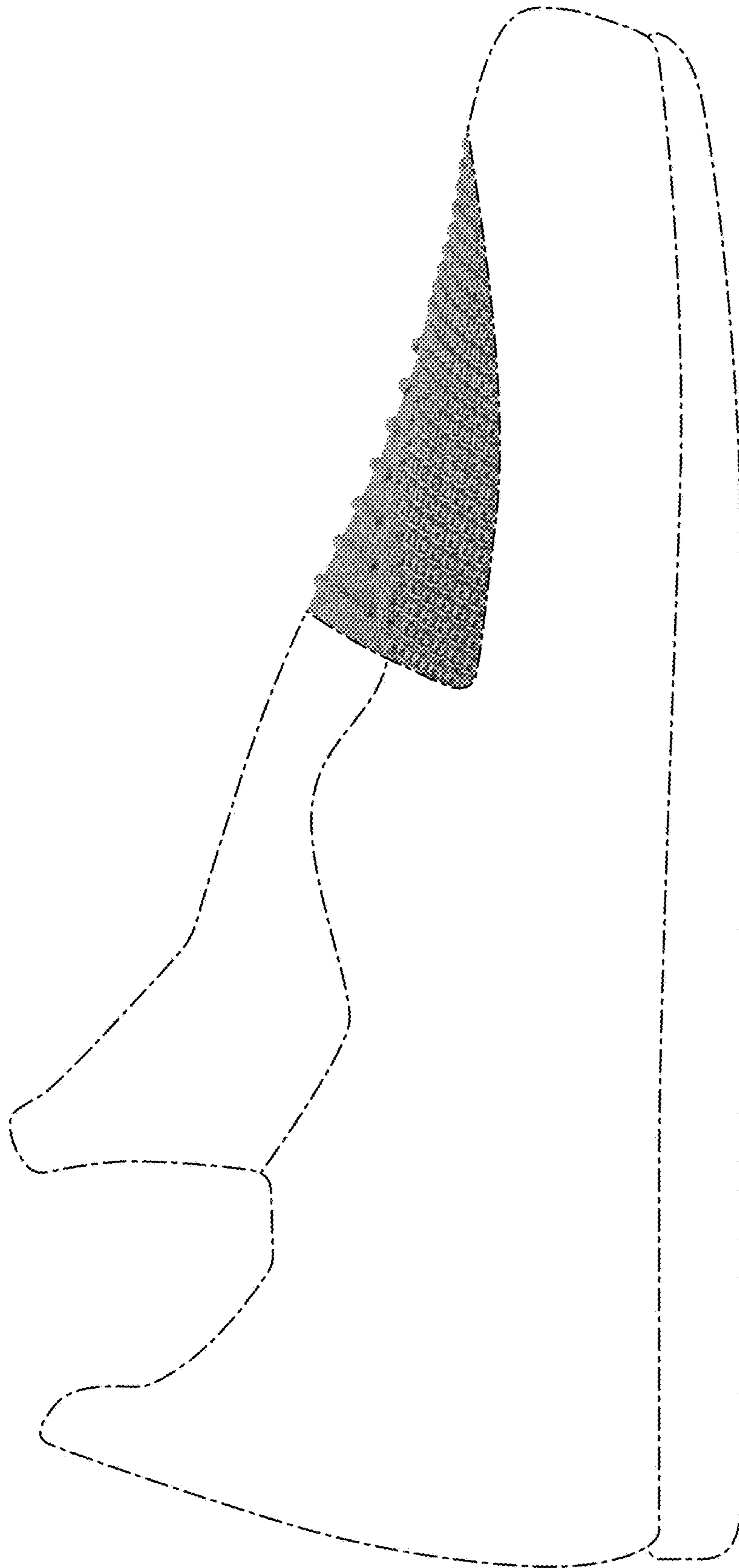


FIG. 4

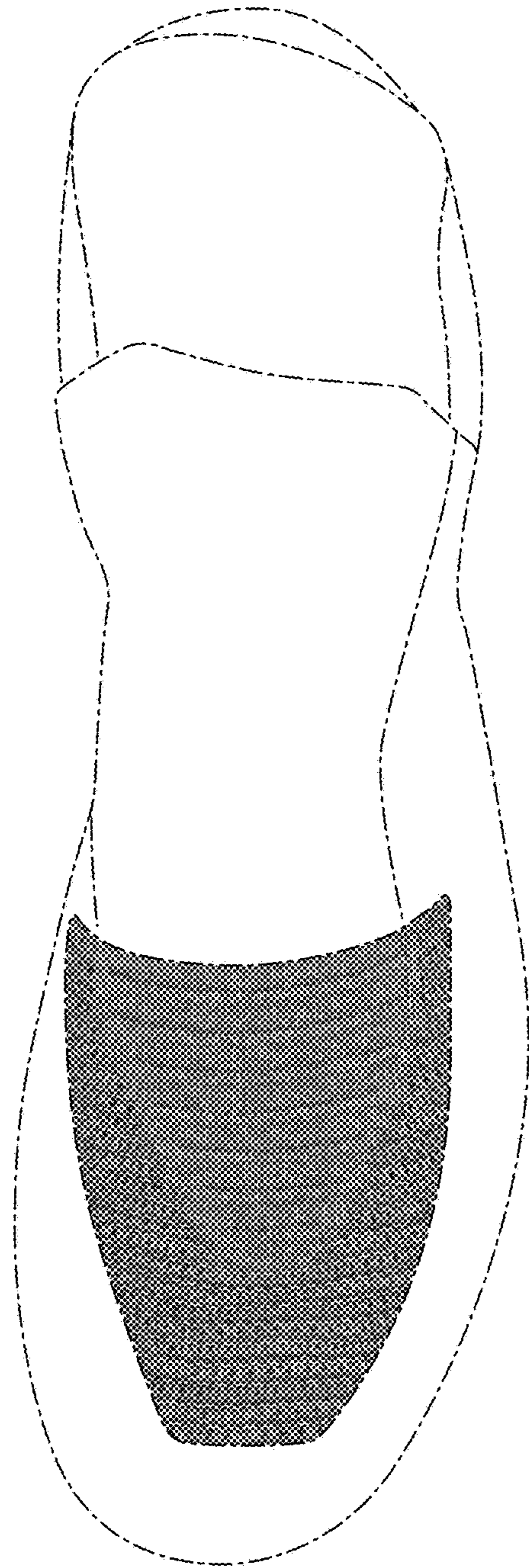


FIG. 5