



US00D792702S

(12) **United States Design Patent** (10) **Patent No.:** **US D792,702 S**
Chang (45) **Date of Patent:** **** Jul. 25, 2017**

(54) **SHOE UPPER**
(71) Applicant: **NIKE, Inc.**, Beaverton, OR (US)
(72) Inventor: **Leo S. Chang**, Portland, OR (US)
(73) Assignee: **NIKE, Inc.**, Beaverton, OR (US)
(**) Term: **15 Years**
(21) Appl. No.: **29/584,223**

D701,037 S 3/2014 Ho et al.
D710,585 S 8/2014 Ho et al.
D725,895 S 4/2015 Cin
D734,018 S * 7/2015 Wright D2/972
D737,039 S * 8/2015 Pauk D2/972
D737,040 S * 8/2015 Pauk D2/972
D738,089 S 9/2015 Avar
D744,223 S * 12/2015 Kirschner D2/972
D744,737 S 12/2015 Raasch
D745,259 S 12/2015 Bell et al.
D746,578 S 1/2016 Chang

(Continued)

(22) Filed: **Nov. 12, 2016**
(51) **LOC (10) Cl.** **02-99**
(52) **U.S. Cl.**
USPC **D2/972**
(58) **Field of Classification Search**
USPC D2/902, 906-908, 944, 969, 971-974;
D5/47, 49, 54
CPC ... A43B 13/181; A43B 13/141; A43B 13/186;
A43B 13/188; A43B 23/00; A43B 23/02;
A43B 5/00; A43B 23/26; A43B 1/04;
A43B 11/14; A43B 7/00; A43B 3/12
See application file for complete search history.

OTHER PUBLICATIONS

5 Things You Need to Know About the Nike KD9 [online], retrieved from internet <<http://solecollector.com/news/2016/03/nike-kd9-facts/>>; 6 color sheets, Dated Mar. 21, 2016.

Primary Examiner — Dominic Simone
(74) *Attorney, Agent, or Firm* — Banner & Witcoff, Ltd.

(57) **CLAIM**

The ornamental design for a shoe upper, as shown and described.

(56) **References Cited**

DESCRIPTION

U.S. PATENT DOCUMENTS

D33,013 S * 7/1900 Migel D5/47
D268,065 S * 3/1983 Spreng D2/908
D377,410 S 1/1997 Crowley
D391,049 S 2/1998 Stauffer
D431,351 S 10/2000 Prats et al.
D470,301 S 2/2003 Lotti
D498,909 S * 11/2004 Patt D2/972
D512,214 S 12/2005 Hatfield
D668,441 S * 10/2012 Shaffer D2/972
D668,858 S * 10/2012 Shaffer D2/972
D684,761 S 6/2013 Williams, Jr.
D686,397 S 7/2013 McMillan
D688,860 S * 9/2013 Hrsak D2/972
D688,861 S 9/2013 Hrsak
D701,036 S 3/2014 Martin

FIG. 1 is a front perspective view of a shoe upper showing my new design;

FIG. 2 is a side view thereof;

FIG. 3 is a second side view thereof;

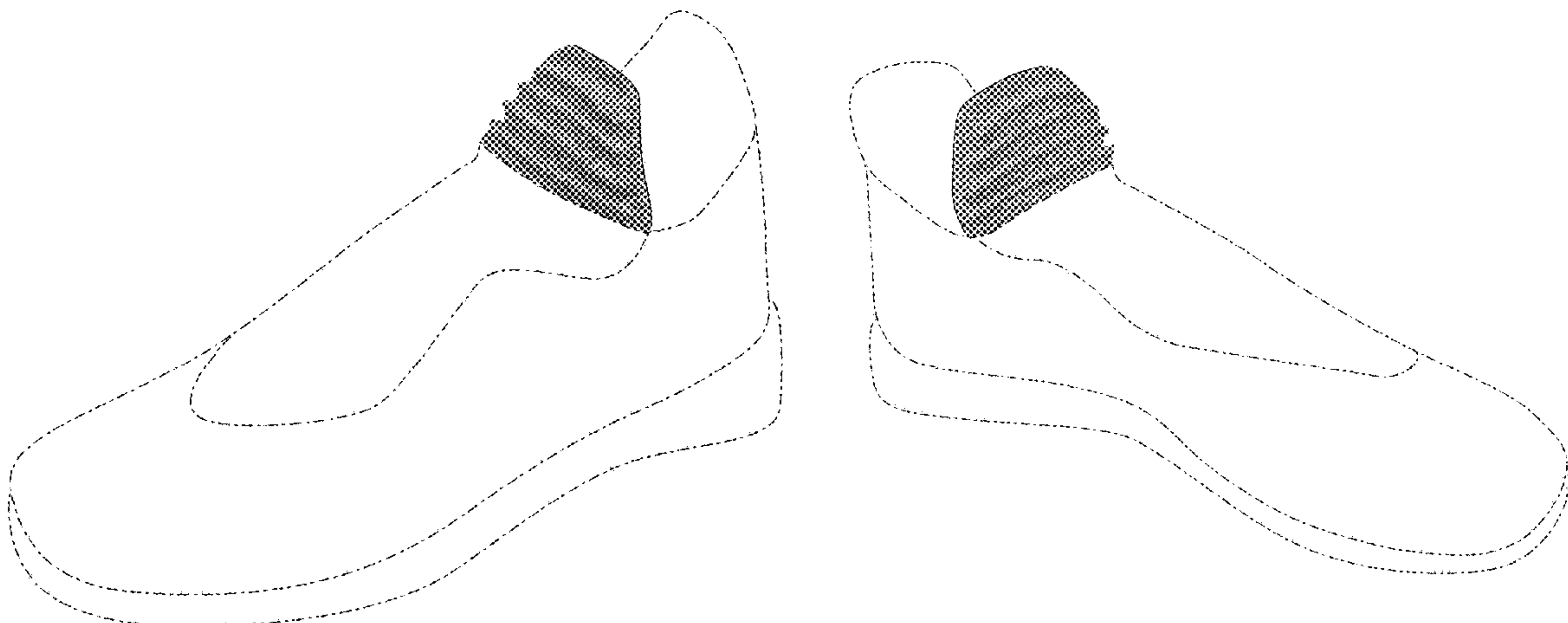
FIG. 4 is a front view thereof;

FIG. 5 is a top view thereof; and,

FIG. 6 is a second front perspective view thereof.

The photographic area is claimed. The broken line immediately adjacent to the bottom of the photographic area represents an unclaimed boundary of the design. The broken lines showing the remainder of the shoe represent unclaimed subject matter and form no part of the claimed design.

1 Claim, 6 Drawing Sheets



(56)

References Cited

U.S. PATENT DOCUMENTS

D767,865	S	*	10/2016	Chang	D2/972
D767,868	S		10/2016	Johnsongriffin		
D778,569	S		2/2017	Chang		
D778,583	S	*	2/2017	Kanata	D2/972
D778,584	S	*	2/2017	Kanata	D2/972
D781,556	S	*	3/2017	Nethongkome	D2/972
D782,806	S	*	4/2017	Small	D2/972
D783,257	S	*	4/2017	Small	D2/972
D783,259	S	*	4/2017	Small	D2/972
D783,981	S	*	4/2017	Cin	D2/972
D783,982	S	*	4/2017	Williams, Jr.	D2/972
D783,987	S	*	4/2017	Williams, Jr.	D2/972

* cited by examiner

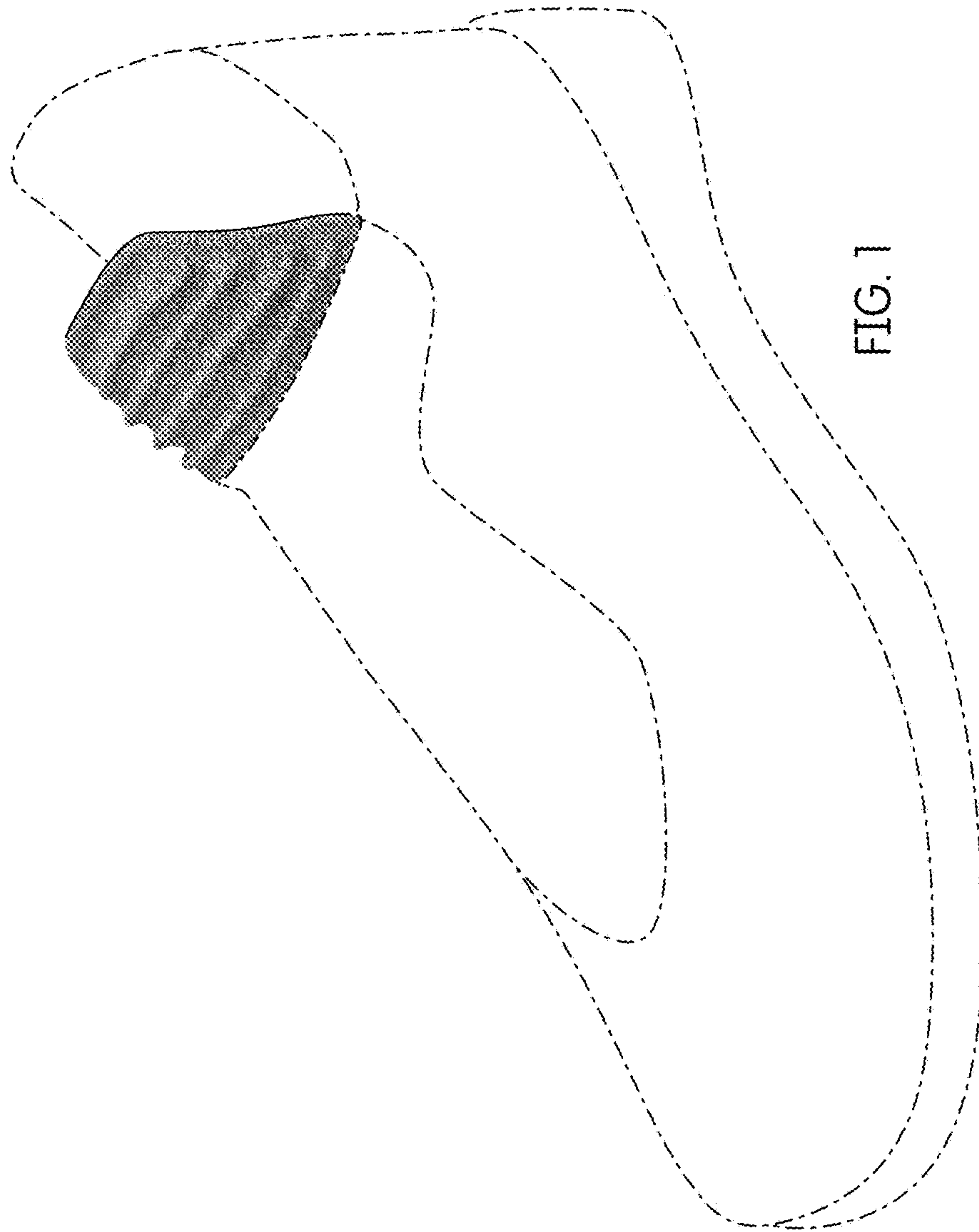


FIG. 1

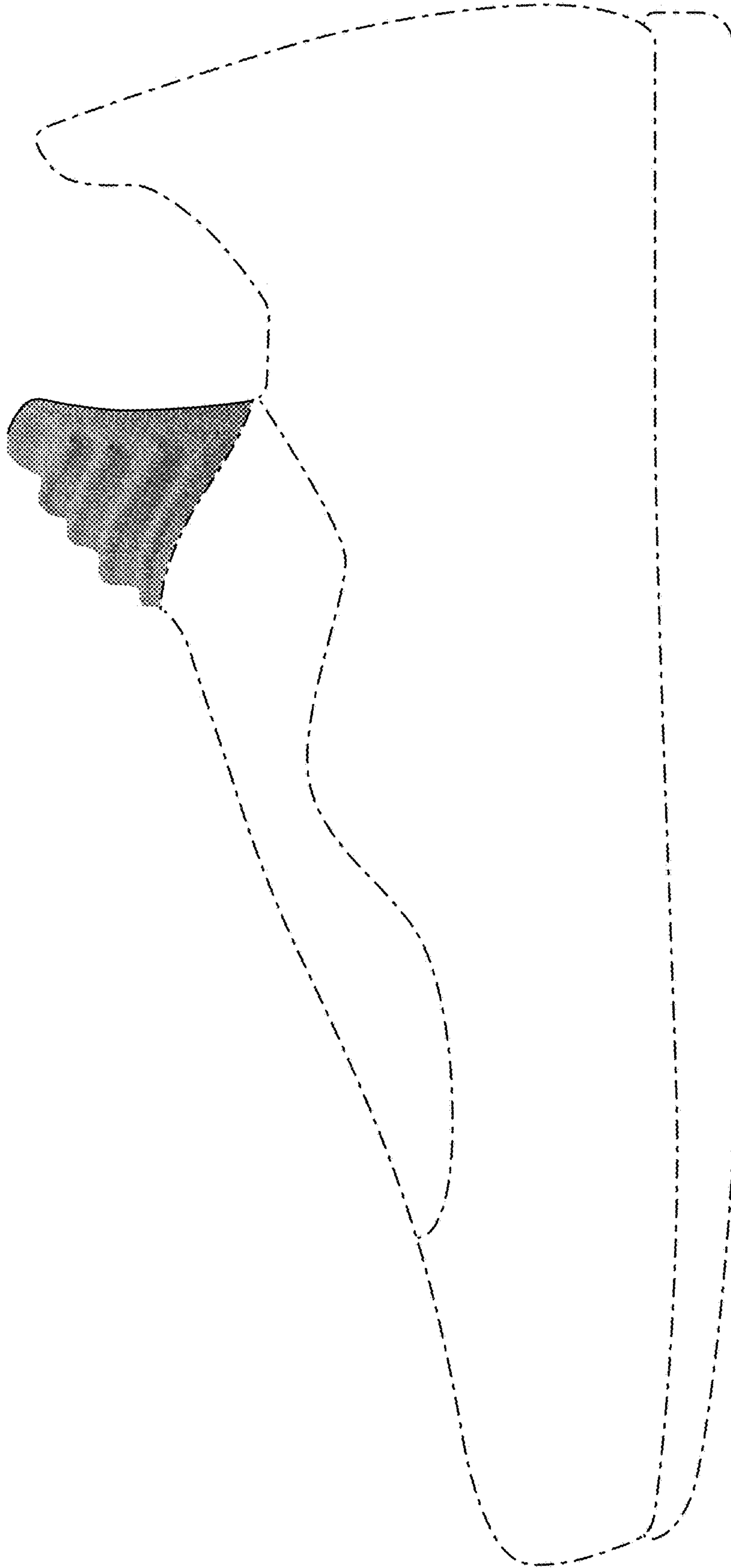


FIG. 2

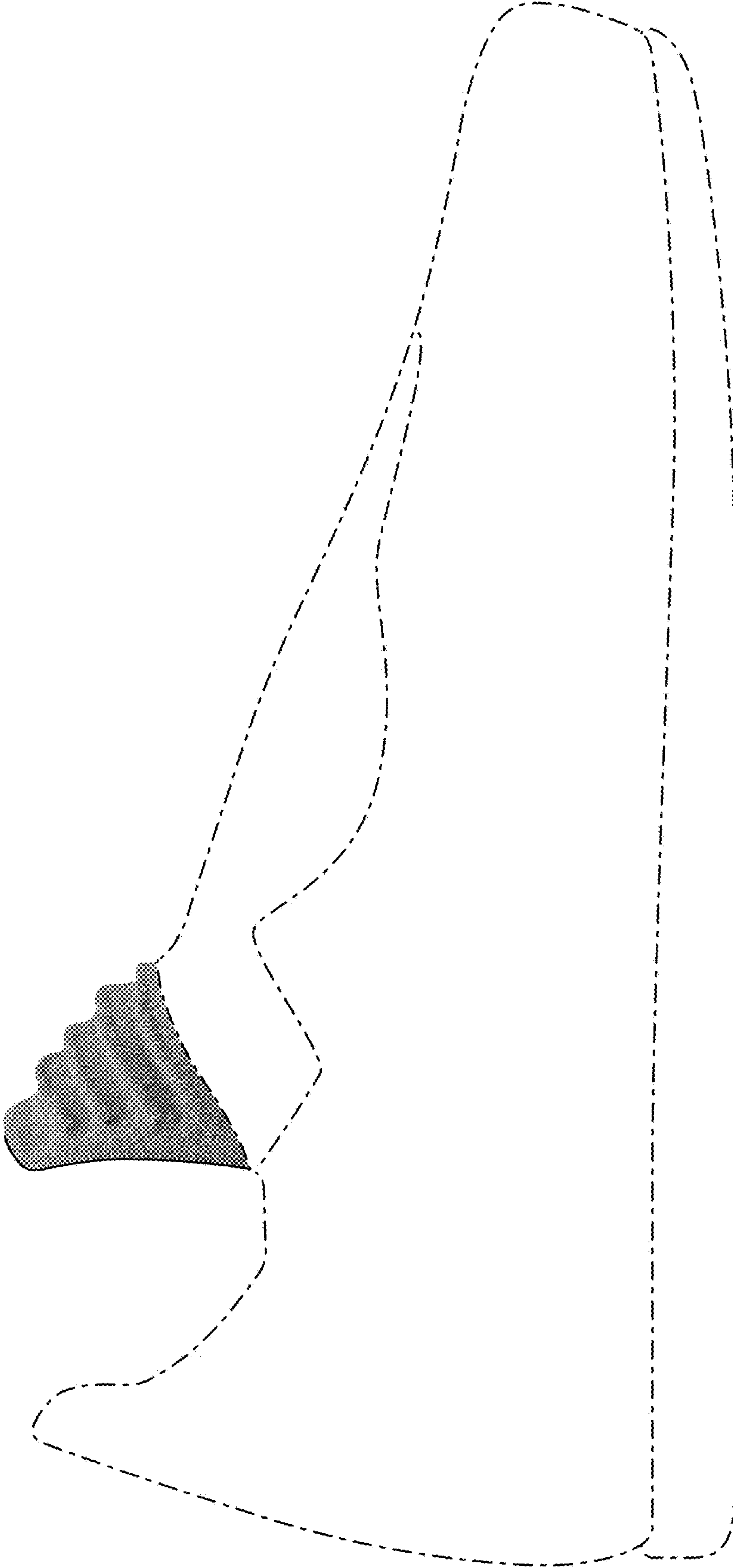


FIG. 3

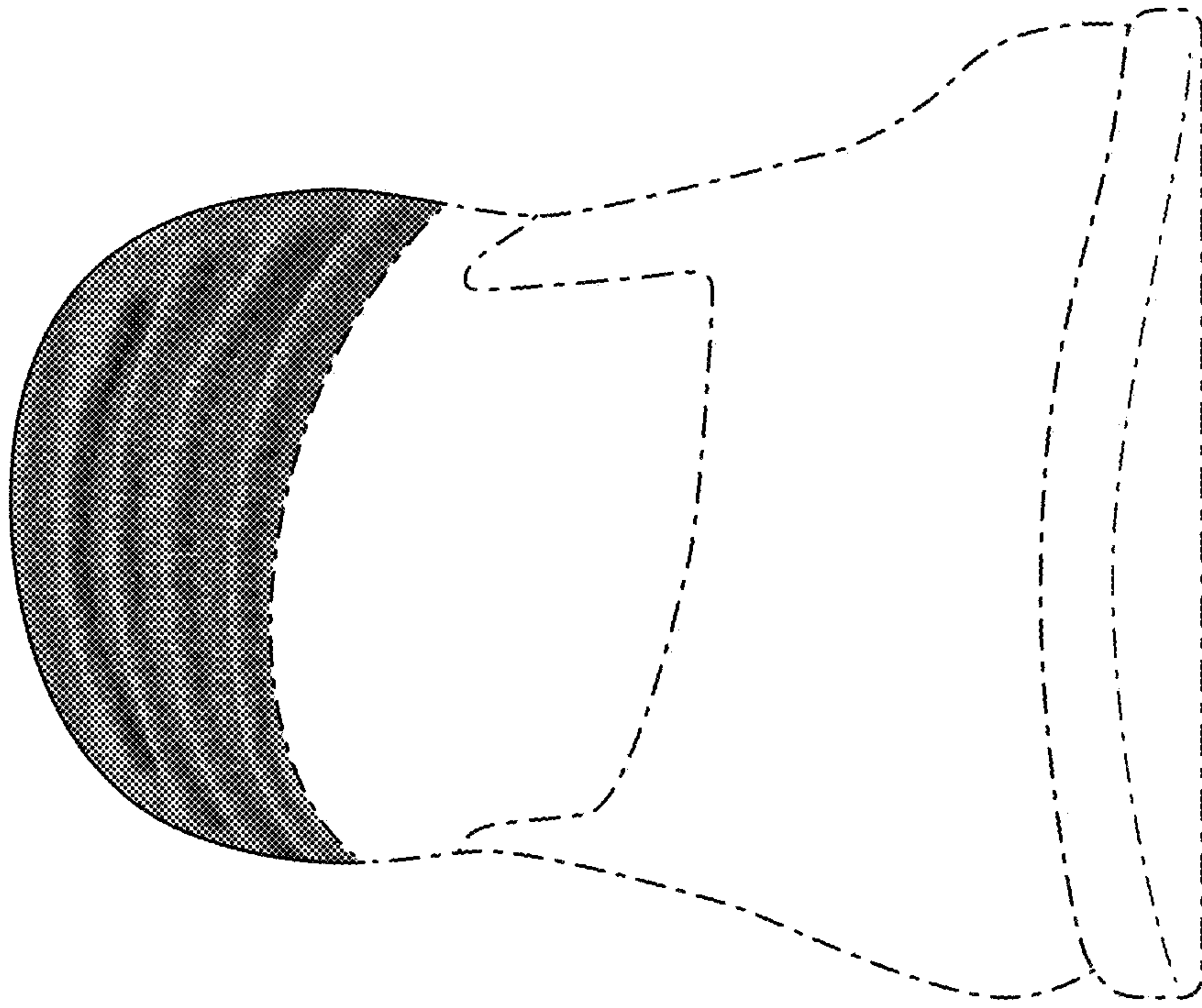


FIG. 4

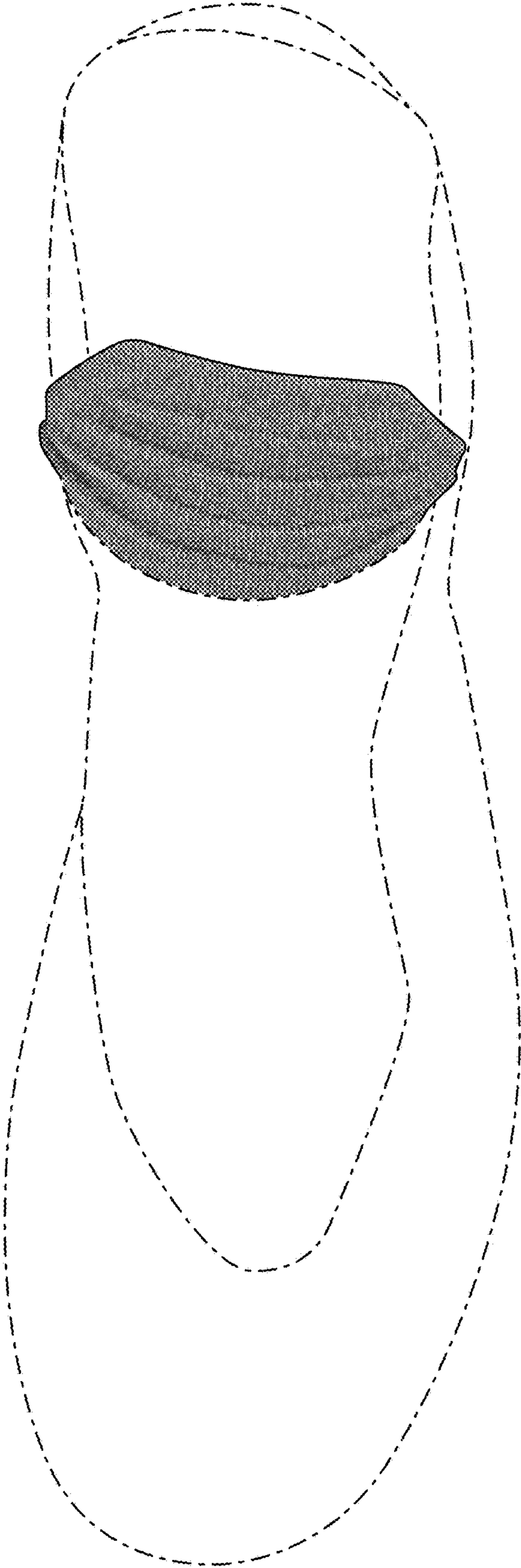


FIG. 5

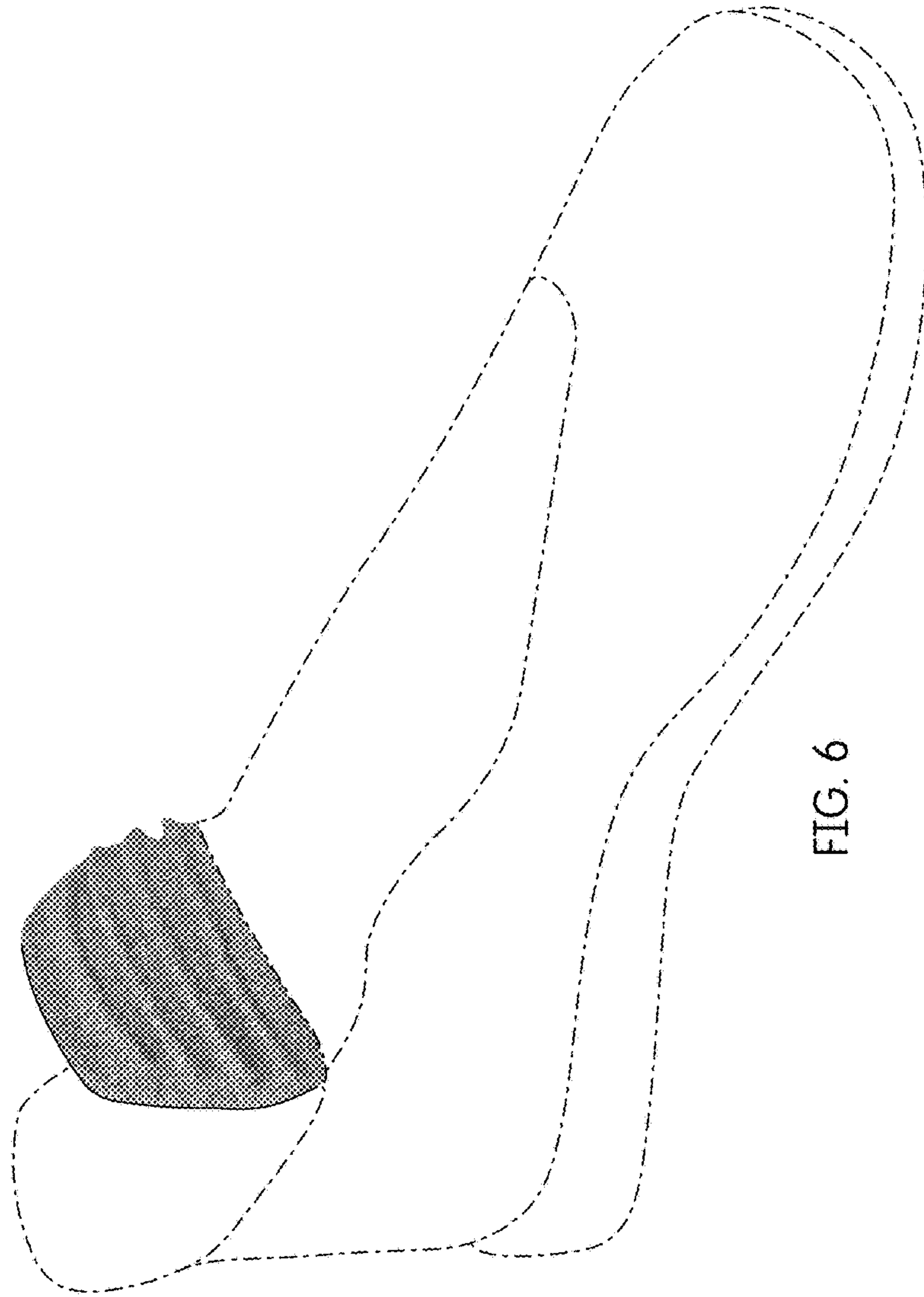


FIG. 6