



US00D792684S

(12) **United States Design Patent** (10) **Patent No.:** **US D792,684 S**
Gurt (45) **Date of Patent:** **** Jul. 25, 2017**

(54) **SHOE**
(71) Applicant: **Sarah Gurt**, Tel Aviv-Jaffa (IL)
(72) Inventor: **Sarah Gurt**, Tel Aviv-Jaffa (IL)
(**) Term: **15 Years**

D438,695 S * 3/2001 Matis D2/916
D446,918 S * 8/2001 Lamrou D2/916
D513,838 S * 1/2006 Birkenstock D2/916
D560,899 S * 2/2008 Belley D2/916
D563,088 S * 3/2008 Belley D2/916
D761,003 S * 7/2016 Spring D2/916
D768,967 S * 10/2016 Brass D2/917

(21) Appl. No.: **29/556,168**
(22) Filed: **Feb. 29, 2016**

OTHER PUBLICATIONS

Shoe | Moses Sandals | The Chick Geek, posted at <http://thechicgeek.co.uk/>, posting date Jul. 23, 2015, © 2015 thechicgeek.co.uk, [online], [site visited Dec. 27, 2016], Available at <http://thechicgeek.co.uk/features/labels-to-know/label-to-know-moses>.*

(30) **Foreign Application Priority Data**

Sep. 4, 2015 (HK) 1501960

* cited by examiner

(51) **LOC (10) Cl.** **02-04**

Primary Examiner — Susan Bennett Hattan
Assistant Examiner — Jennifer Wright

(52) **U.S. Cl.**
USPC **D2/916**

(58) **Field of Classification Search**
USPC D2/925–945, 916–922
CPC A43B 3/12; A43B 3/122; A43B 3/124;
A43B 3/126; A43B 3/128; A43B 3/10;
A43B 3/101–3/108; A43B 23/042
See application file for complete search history.

(57) **CLAIM**

The ornamental design for a shoe, as shown and described.

(56) **References Cited**


DESCRIPTION

U.S. PATENT DOCUMENTS

D143,813 S * 2/1946 Eisenberg D2/918
D143,814 S * 2/1946 Eisenberg D2/918
D145,483 S * 8/1946 Keyes D2/916
D171,656 S * 3/1954 Maling D2/916
D226,696 S * 4/1973 Tatsuo D2/918
D313,884 S * 1/1991 Beckley D2/914
D363,814 S * 11/1995 Tsujino D2/916
D370,555 S * 6/1996 Tong D2/916
D375,615 S * 11/1996 McDonald D2/916
D437,677 S * 2/2001 Matis D2/916

FIG. 1 is a front elevational view of a shoe showing my new design;
FIG. 2 is a rear elevational view thereof;
FIG. 3 is a left side view thereof;
FIG. 4 is a right side view thereof;
FIG. 5 is a top plan view thereof;
FIG. 6 is a bottom plan view thereof;
FIG. 7 is a first perspective view thereof; and,
FIG. 8 is a second perspective view thereof.

1 Claim, 8 Drawing Sheets






Fig. 1




Fig. 2




Fig. 3




Fig. 4




Fig. 5




Fig. 6



Fig. 7



Fig. 8