



US00D792680S

(12) **United States Design Patent**
Ingram

(10) **Patent No.:** **US D792,680 S**

(45) **Date of Patent:** **** Jul. 25, 2017**

(54) **JACKET**

(71) Applicant: **NIKE, Inc.**, Beaverton, OR (US)

(72) Inventor: **Jeffrey K. Ingram**, Portland, OR (US)

(73) Assignee: **NIKE, Inc.**, Beaverton, OR (US)

(**) Term: **15 Years**

(21) Appl. No.: **29/545,772**

(22) Filed: **Nov. 16, 2015**

(51) **LOC (10) Cl.** **02-02**

(52) **U.S. Cl.**
USPC **D2/828**

(58) **Field of Classification Search**
USPC D2/700, 702, 703, 704, 705, 706-709,
D2/713, 714, 717, 720-723, 728, 731,
D2/737, 715, 743, 750, 793, 794,
D2/828-830, 833, 836, 840, 847, 853,
D2/500, 501, 854, 859, 858, 860;
D3/211, 271.4; D7/606, 607, 625, 710;
D21/631, 634, 635, 636, 643, 645, 646,
D21/647, 804, 805; D29/100, 101.1,
D29/101.3, 101.4; D30/145
CPC A41B 1/00; A41B 1/06; A41B 1/08; A41B
9/06; A41D 1/02; A41D 1/04; A41D
1/18; A41D 13/0015; A41D 15/00; A41D
15/005; A41D 3/00; A41D 3/02; A41D
3/04; A41D 27/10
See application file for complete search history.

(56) **References Cited**

U.S. PATENT DOCUMENTS

339,920 A	4/1886	Paulme
1,657,866 A	1/1928	Mooney
D113,203 S	1/1939	Zucker et al.
D113,204 S	1/1939	Zucker et al.
D115,592 S	7/1939	Shapiro
D118,524 S	1/1940	Zelinka
D139,535 S	11/1944	Bauer

D157,696 S	3/1950	Paque
2,669,721 A	2/1954	Koch
D194,967 S	4/1963	Bauer

(Continued)

FOREIGN PATENT DOCUMENTS

GB	796879 A	6/1958
WO	0011979 A1	3/2000

OTHER PUBLICATIONS

The Look of Winter: The 2015 Nike Tech Fleece Aeroloft Collection: Announced Oct. 15, 2015 [online], site visited Nov. 7, 2016. Available from Internet URL:<http://news.nike.com/news/2015-tech-fleece-aeroloft-collection>.*

(Continued)

Primary Examiner — Caron D Veynar
Assistant Examiner — Melvin Davis
(74) *Attorney, Agent, or Firm* — Shook, Hardy & Bacon L.L.P.

(57) **CLAIM**

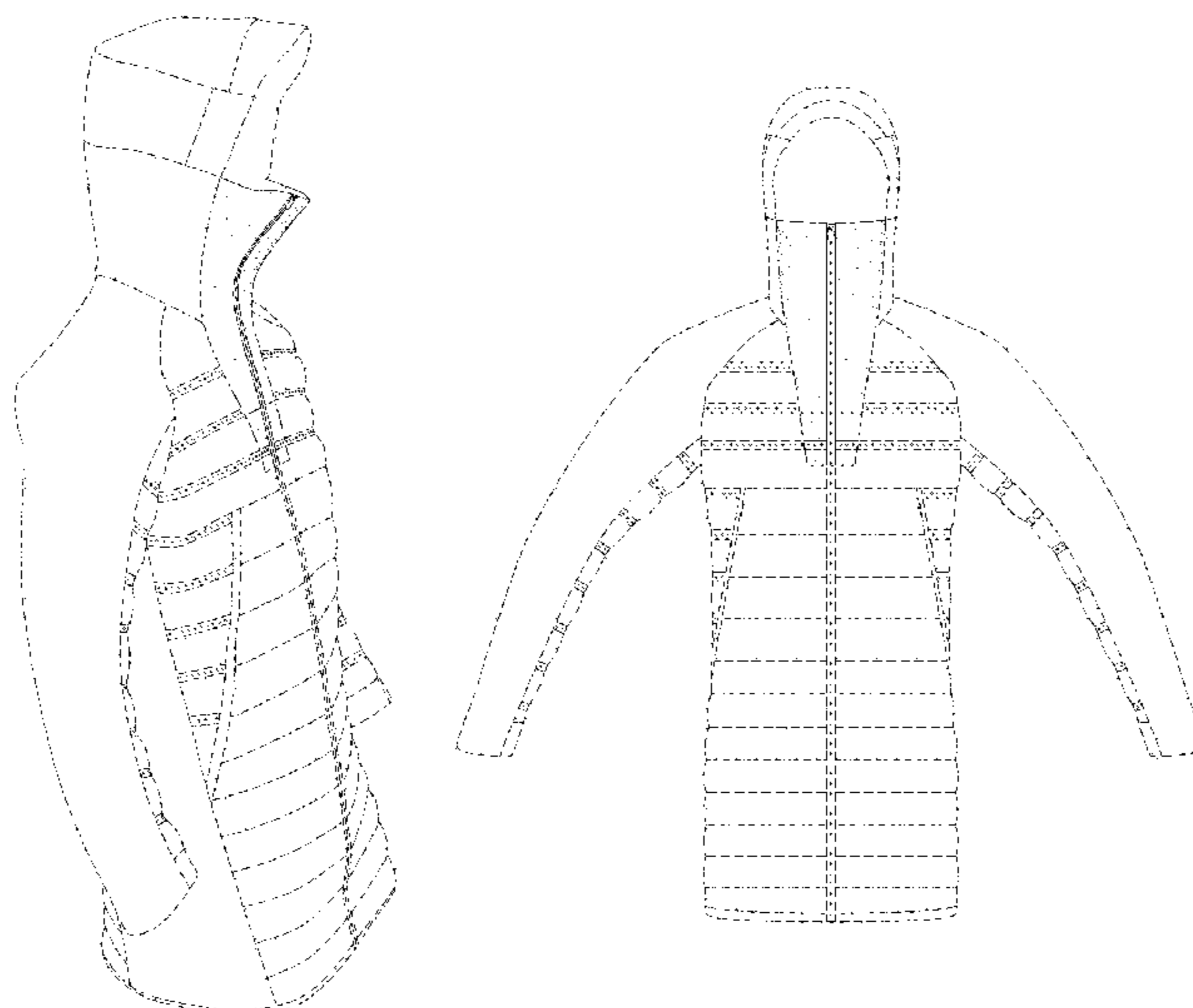
The ornamental design for a jacket, as shown and described.

DESCRIPTION

FIG. 1 is a right front perspective view of a jacket according to the present design;
FIG. 2 is a front view thereof;
FIG. 3 is a right side view thereof;
FIG. 4 is a left side view thereof;
FIG. 5 is a back view thereof; and,
FIG. 6 is an enlarged front view of FIG. 2, enlarged for clarity of details.

The evenly spaced broken lines represent parts of the article that form no part of the claimed design. The long and short lines represent the boundaries of the claim and form no part thereof. The inside of the hood forms no part of the claimed design.

1 Claim, 5 Drawing Sheets



(56)

References Cited

U.S. PATENT DOCUMENTS

3,116,489 A 1/1964 Weiss
 3,398,406 A 8/1968 Waterbury
 3,883,914 A 5/1975 Blair et al.
 3,988,780 A 11/1976 Armellino
 4,084,264 A 4/1978 Marion et al.
 4,149,272 A 4/1979 Maeshima
 D255,056 S 5/1980 Parsons
 4,602,387 A 7/1986 Zakrzewski
 4,619,622 A 10/1986 McDonald et al.
 D294,305 S * 2/1988 Meek 2/94
 D298,474 S 11/1988 Twede
 5,465,424 A 11/1995 Cudney et al.
 D367,551 S 3/1996 Chalbeck et al.
 D374,329 S 10/1996 Wilde
 D414,913 S 10/1999 Katz et al.
 D478,708 S 8/2003 Miros et al.
 6,654,963 B2 12/2003 Fayle et al.
 D516,777 S 3/2006 Beck
 D541,010 S 4/2007 Boucher
 D580,632 S 11/2008 Adams
 D584,881 S * 1/2009 Curran D2/717
 D618,440 S 6/2010 Parker
 D620,231 S 7/2010 Parker
 D622,032 S 8/2010 Lambertz
 D622,033 S 8/2010 Lambertz
 D622,034 S 8/2010 Lambertz
 D622,035 S 8/2010 Lambertz
 D625,078 S 10/2010 Scott-Curran
 D626,725 S 11/2010 Snyder et al.
 D631,230 S 1/2011 Ruffini
 D633,690 S 3/2011 Tronvold
 D633,691 S 3/2011 Tronvold
 D633,692 S * 3/2011 Lawrence D2/831
 D637,794 S 5/2011 Gosse
 D638,200 S 5/2011 Gorson
 D638,201 S 5/2011 Gosse
 D638,202 S 5/2011 Gosse
 D639,023 S 6/2011 Iamartino et al.
 D641,137 S 7/2011 Evans et al.
 D642,770 S 8/2011 Bengyak
 D643,577 S 8/2011 Bulan et al.
 D653,430 S 2/2012 Pouches
 D654,659 S 2/2012 Scott-Curran
 D654,664 S 2/2012 Evans et al.
 D656,301 S 3/2012 Randall
 D662,282 S 6/2012 Meunier-Bouchard
 D662,285 S 6/2012 Rushworth
 D672,531 S * 12/2012 Kelfer D2/750
 D675,400 S 2/2013 Mertes
 D679,072 S 4/2013 Abbevik et al.
 D685,158 S 7/2013 Lambertz
 D685,159 S 7/2013 Lambertz
 D685,160 S 7/2013 Savage
 D689,262 S 9/2013 Passman
 D689,263 S 9/2013 Passman
 D693,095 S 11/2013 Grant
 D695,491 S 12/2013 Hawkins et al.
 D698,123 S 1/2014 Yu et al.
 D698,525 S 2/2014 Roberts et al.
 D698,526 S 2/2014 Roberts et al.
 D698,528 S 2/2014 Roberts et al.
 D702,920 S 4/2014 Chaney
 D707,423 S 6/2014 Pezzimenti
 D707,424 S 6/2014 Pezzimenti
 D710,573 S 8/2014 Pezzimenti
 D713,128 S 9/2014 Pezzimenti et al.
 D713,620 S 9/2014 Pezzimenti et al.
 D713,621 S 9/2014 Pezzimenti et al.
 D714,022 S 9/2014 Mong et al.
 D714,526 S 10/2014 Ingram
 9,392,825 B2 * 7/2016 Pezzimenti A41D 27/28
 2004/0153012 A1 8/2004 Schroeder
 2007/0294800 A1 * 12/2007 Huang A41D 3/00
 2/97

2010/0031415 A1 * 2/2010 Shadid A41D 13/0012
 2/87
 2013/0276201 A1 10/2013 Pezzimenti
 2015/0223527 A1 * 8/2015 Arora A41D 13/0125
 2/86
 2016/0015104 A1 * 1/2016 Edwards A41D 1/002
 2/94
 2016/0029725 A1 * 2/2016 Dee A41D 31/0038
 2/85
 2016/0150847 A1 * 6/2016 Johnson A42C 5/04
 2/84
 2016/0242474 A1 * 8/2016 Baschak A41D 13/0015

OTHER PUBLICATIONS

Design U.S. Appl. No. 29/545,772, filed Nov. 16, 2015, Jeff Ingram, Inventor.
 Design U.S. Appl. No. 29/545,769, filed Nov. 16, 2015, Rob Darmour, Inventor.
 Design U.S. Appl. No. 29/545,771, filed Nov. 16, 2015, Jeff Ingram, Inventor.
 Design U.S. Appl. No. 29/545,775, filed Nov. 16, 2015, Rob Darmour, Inventor.
 Design U.S. Appl. No. 29/545,777, filed Nov. 16, 2015, Rob Darmour, Inventor.
 Design U.S. Appl. No. 29/545,773, filed Nov. 16, 2015, Jeff Ingram, Inventor.
 Design U.S. Appl. No. 29/545,791, filed Nov. 16, 2015, Adriana Moreno, Inventor.
 Design U.S. Appl. No. 29/545,742, filed Nov. 16, 2015, Jeff Ingram, Inventor.
 Design U.S. Appl. No. 29/545,743, filed Nov. 16, 2015, Jeff Ingram, Inventor.
 Design U.S. Appl. No. 29/545,744, filed Nov. 16, 2015, Jeff Ingram, Inventor.
 Design U.S. Appl. No. 29/545,746, filed Nov. 16, 2015, Jeff Ingram, Inventor.
 Design U.S. Appl. No. 29/545,748, filed Nov. 16, 2015, Jeff Ingram, Inventor.
 Design U.S. Appl. No. 29/545,739, filed Nov. 16, 2015, Jeff Ingram, Inventor.
 Design U.S. Appl. No. 29/528,454, filed May 28, 2015, Jeff Ingram, Inventor.
 Design U.S. Appl. No. 29/528,457, filed May 28, 2015, Jeff Ingram, Inventor.
 Design U.S. Appl. No. 29/545,818, filed Nov. 16, 2015, Sheliah Van Sisseran, Inventor.
 Design U.S. Appl. No. 29/528,462, filed May 28, 2015, Jeff Ingram, Inventor.
 Design U.S. Appl. No. 29/528,467, filed May 28, 2015, Jeff Ingram, Inventor.
 Design U.S. Appl. No. 29/528,453, filed May 28, 2015, Jeff Ingram, Inventor.
 Design U.S. Appl. No. 29/528,458, filed May 28, 2015, Jeff Ingram, Inventor.
 Design U.S. Appl. No. 29/541,954, filed Oct. 9, 2015, Sheliah Van Sisseran, Inventor.
 Design U.S. Appl. No. 29/541,962, filed Oct. 9, 2015, Sheliah Van Sisseran, Inventor.
 Design U.S. Appl. No. 29/541,972, filed Oct. 9, 2015, Sheliah Van Sisseran, Inventor.
 Design U.S. Appl. No. 29/541,978, filed Oct. 9, 2015, Sheliah Van Sisseran, Inventor.
 Design U.S. Appl. No. 29/541,952, filed Oct. 9, 2015, Sheliah Van Sisseran, Inventor.
 Design U.S. Appl. No. 29/541,970, filed Oct. 9, 2015, Sheliah Van Sisseran, Inventor.
 Design U.S. Appl. No. 29/541,973, filed Oct. 9, 2015, Sheliah Van Sisseran, Inventor.
 Design U.S. Appl. No. 29/541,977, filed Oct. 9, 2015, Sheliah Van Sisseran, Inventor.
 Design U.S. Appl. No. 29/541,983, filed Oct. 9, 2015, Sheliah Van Sisseran, Inventor.

(56)

References Cited

OTHER PUBLICATIONS

Design U.S. Appl. No. 29/545,811, filed Nov. 16, 2015, Shelia Van Sisseran, Inventor.

Design U.S. Appl. No. 29/545,813, filed Nov. 16, 2015, Shelia Van Sisseran, Inventor.

Design U.S. Appl. No. 29/545,809, filed Nov. 16, 2015, Shelia Van Sisseran, Inventor.

* cited by examiner

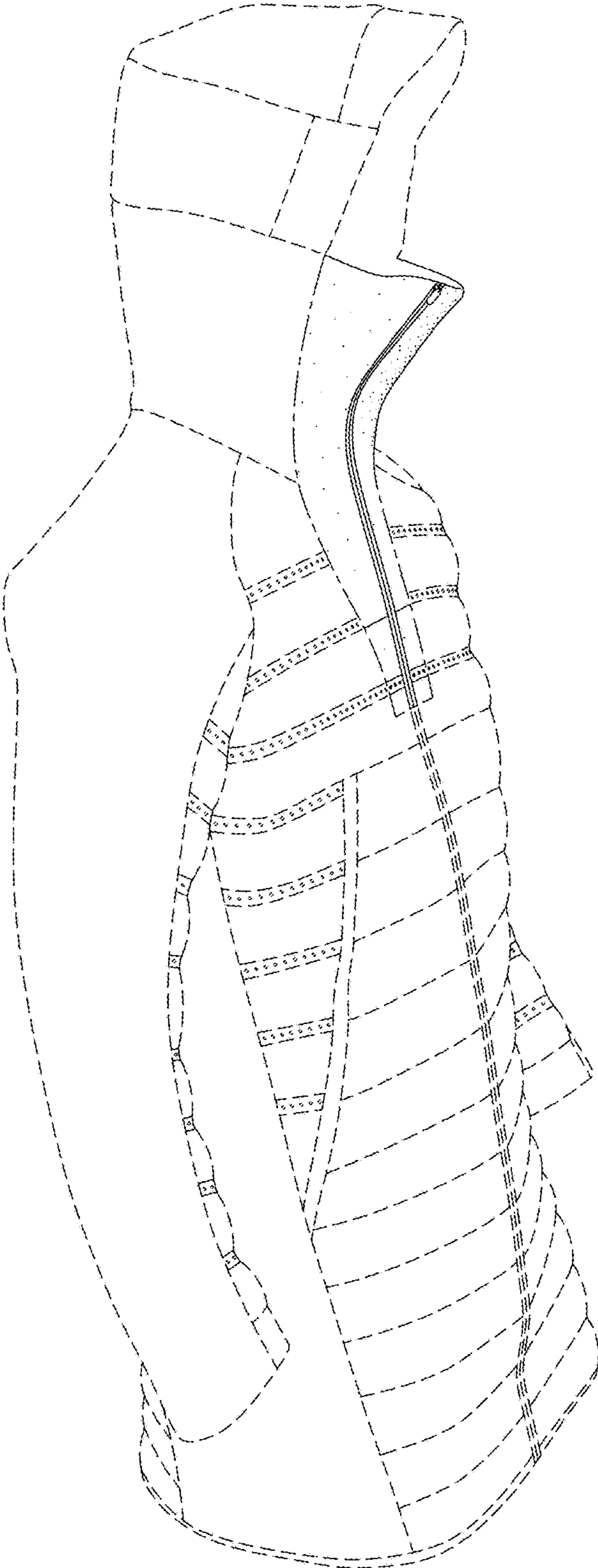


FIG. 1

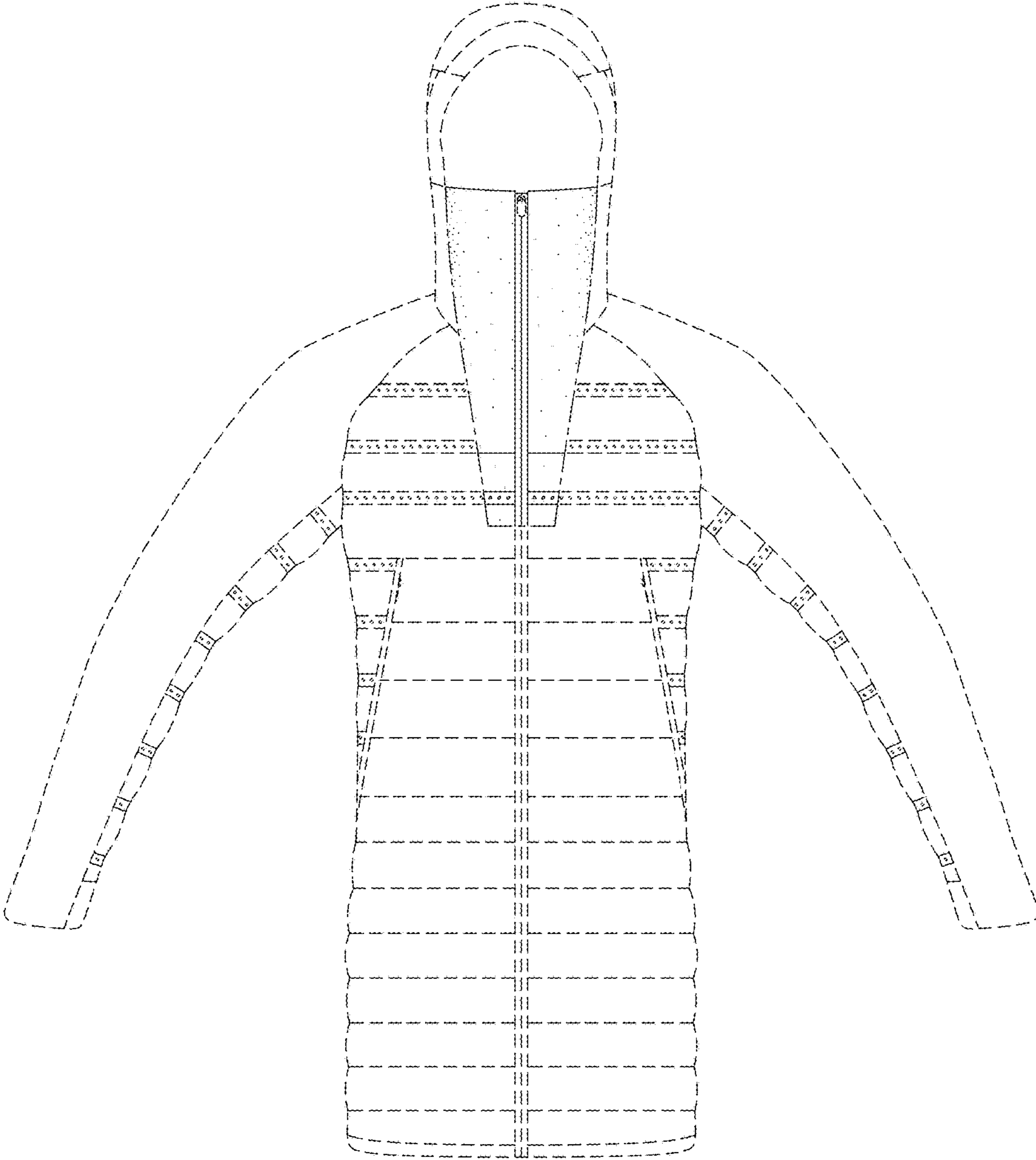


FIG. 2

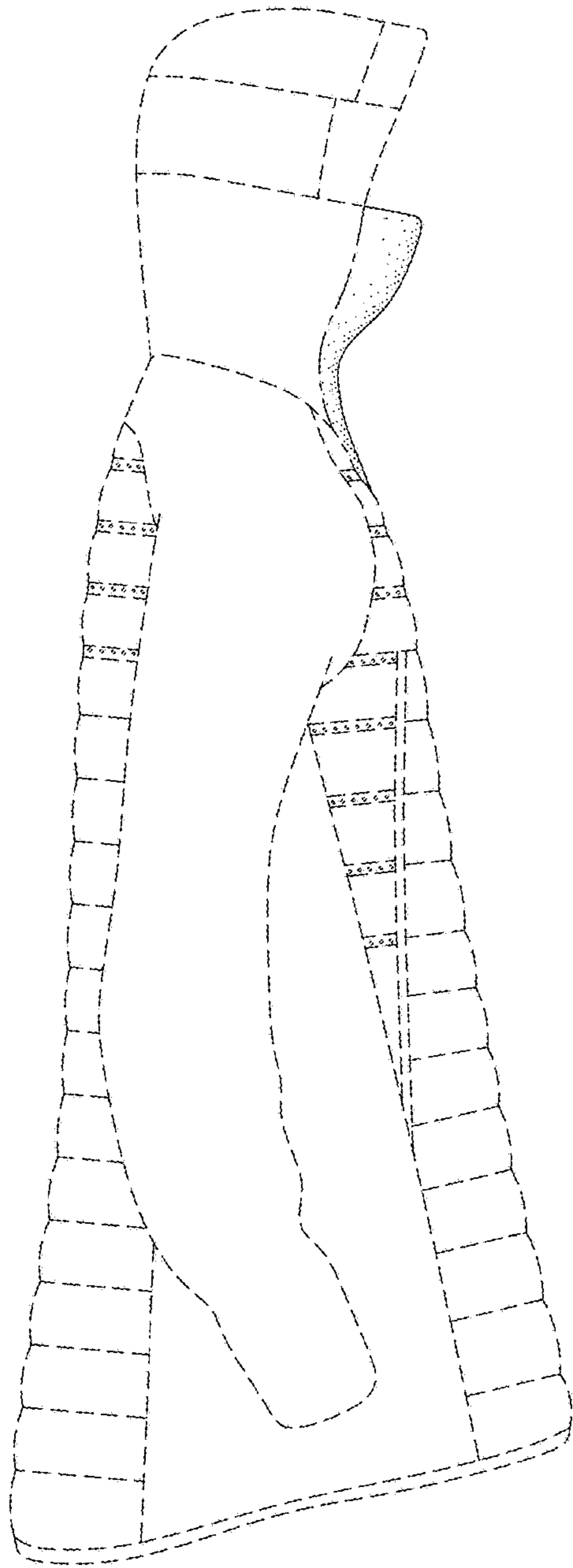


FIG. 3

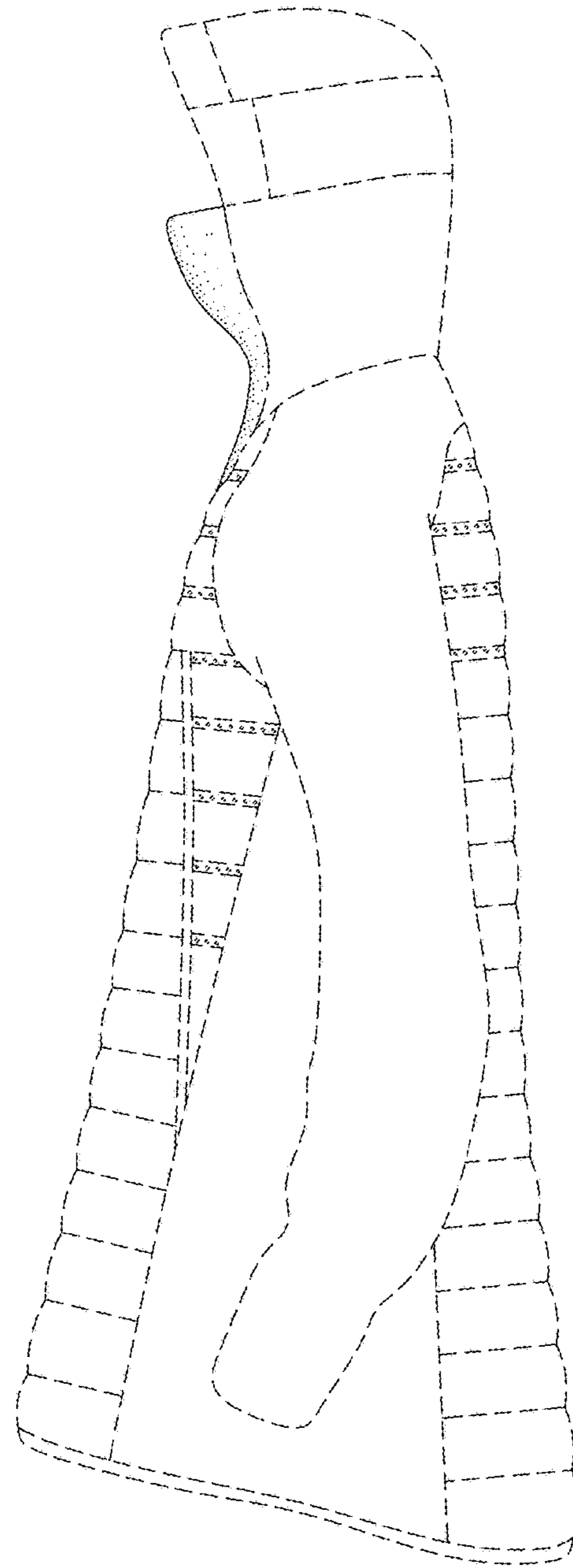


FIG. 4

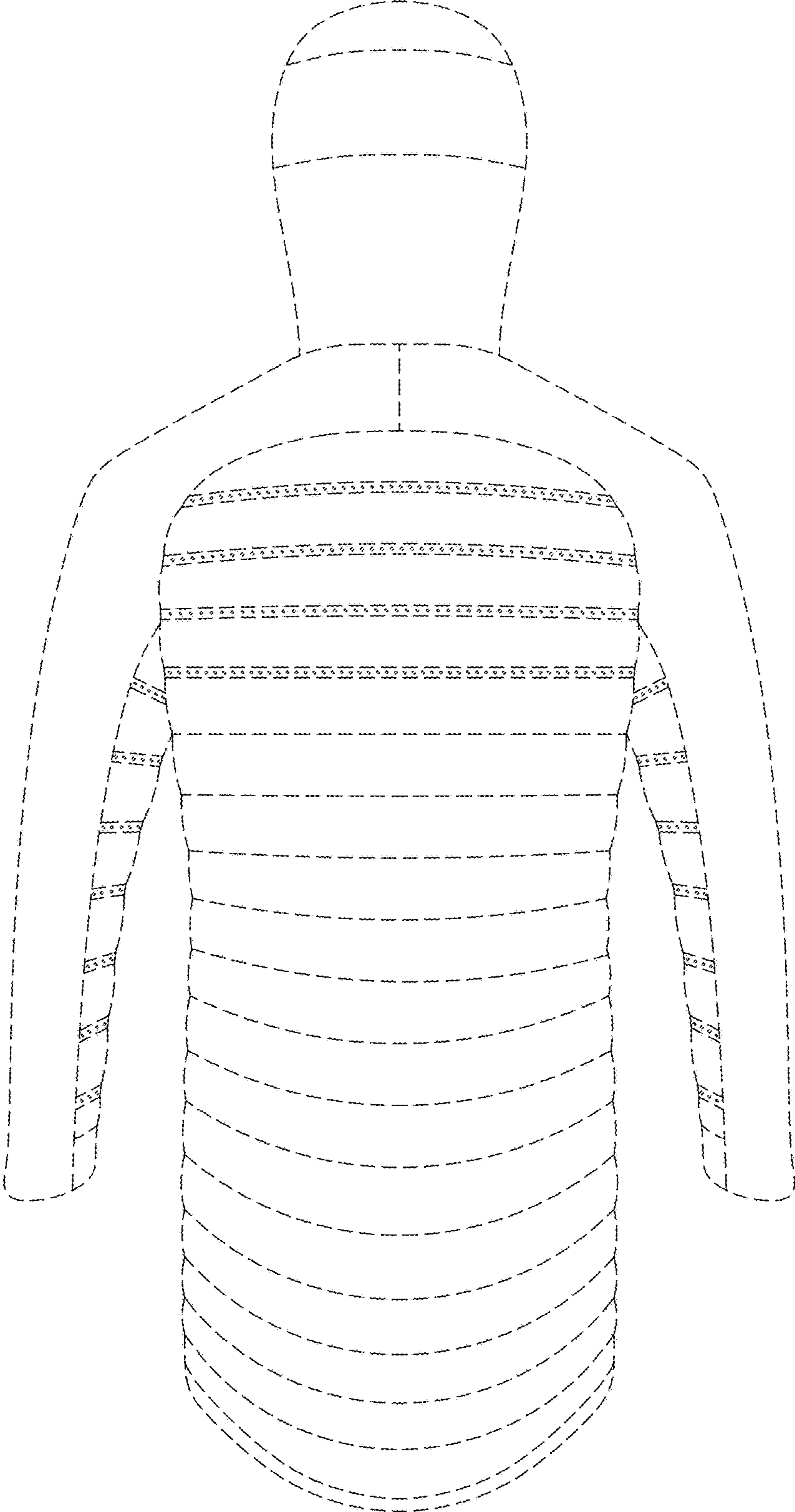


FIG. 5

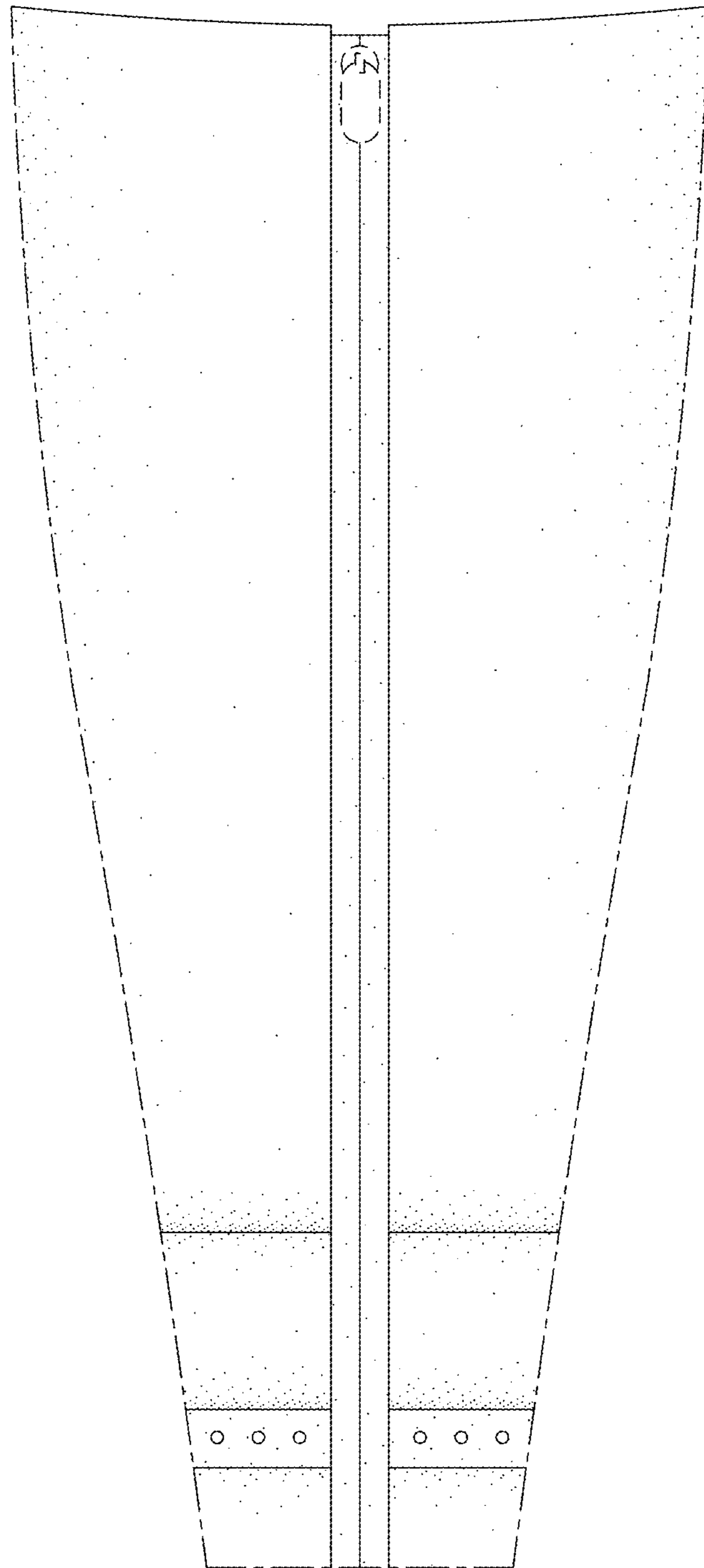


FIG. 6

UNITED STATES PATENT AND TRADEMARK OFFICE
CERTIFICATE OF CORRECTION

PATENT NO. : D792,680 S
APPLICATION NO. : 29/545772
DATED : July 25, 2017
INVENTOR(S) : Jeffrey K. Ingram

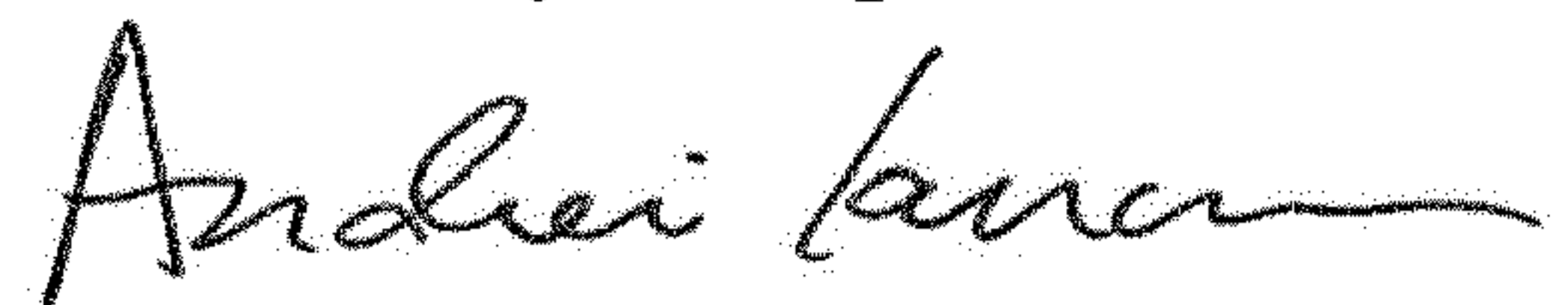
Page 1 of 1

It is certified that error appears in the above-identified patent and that said Letters Patent is hereby corrected as shown below:

In the Description:

Line 6: "thereof; and," should read --thereof; and--.

Signed and Sealed this
Fourth Day of September, 2018



Andrei Iancu
Director of the United States Patent and Trademark Office