



US00D792678S

(12) **United States Design Patent** (10) **Patent No.:** **US D792,678 S**  
**Storlie et al.** (45) **Date of Patent:** **\*\* Jul. 25, 2017**

(54) **PORTABLE SHELTER**  
(71) Applicant: **Wallrest North America**, Happy Valley, OR (US)  
(72) Inventors: **Steven R. Storlie**, Happy Valley, OR (US); **Keegan Amilia Storlie**, Happy Valley, OR (US)  
(\*\*) Term: **15 Years**  
(21) Appl. No.: **29/541,270**  
(22) Filed: **Oct. 1, 2015**  
(51) **LOC (10) Cl.** ..... **02-02**  
(52) **U.S. Cl.**  
USPC ..... **D2/825**  
(58) **Field of Classification Search**  
USPC ..... D2/731, 841, 706, 709, 853, 847, 711, D2/825, 826, 858, 831, 840, 741, 842, D2/824  
CPC .... A41C 3/00; A41C 3/08; A41C 3/12; A41D 3/02; A41D 3/08  
See application file for complete search history.

D600,884 S \* 9/2009 Patton ..... D2/825  
D641,136 S \* 7/2011 Abrams ..... D2/719  
D669,723 S \* 10/2012 Hindley ..... D6/601  
D677,859 S \* 3/2013 Andes ..... D2/825  
D684,341 S \* 6/2013 Freedman ..... D2/825

(Continued)

*Primary Examiner* — Kevin Rudzinski  
(74) *Attorney, Agent, or Firm* — Klarquist Sparkman, LLP

(57) **CLAIM**

We claim the ornamental design for a portable shelter, as shown and described.

**DESCRIPTION**

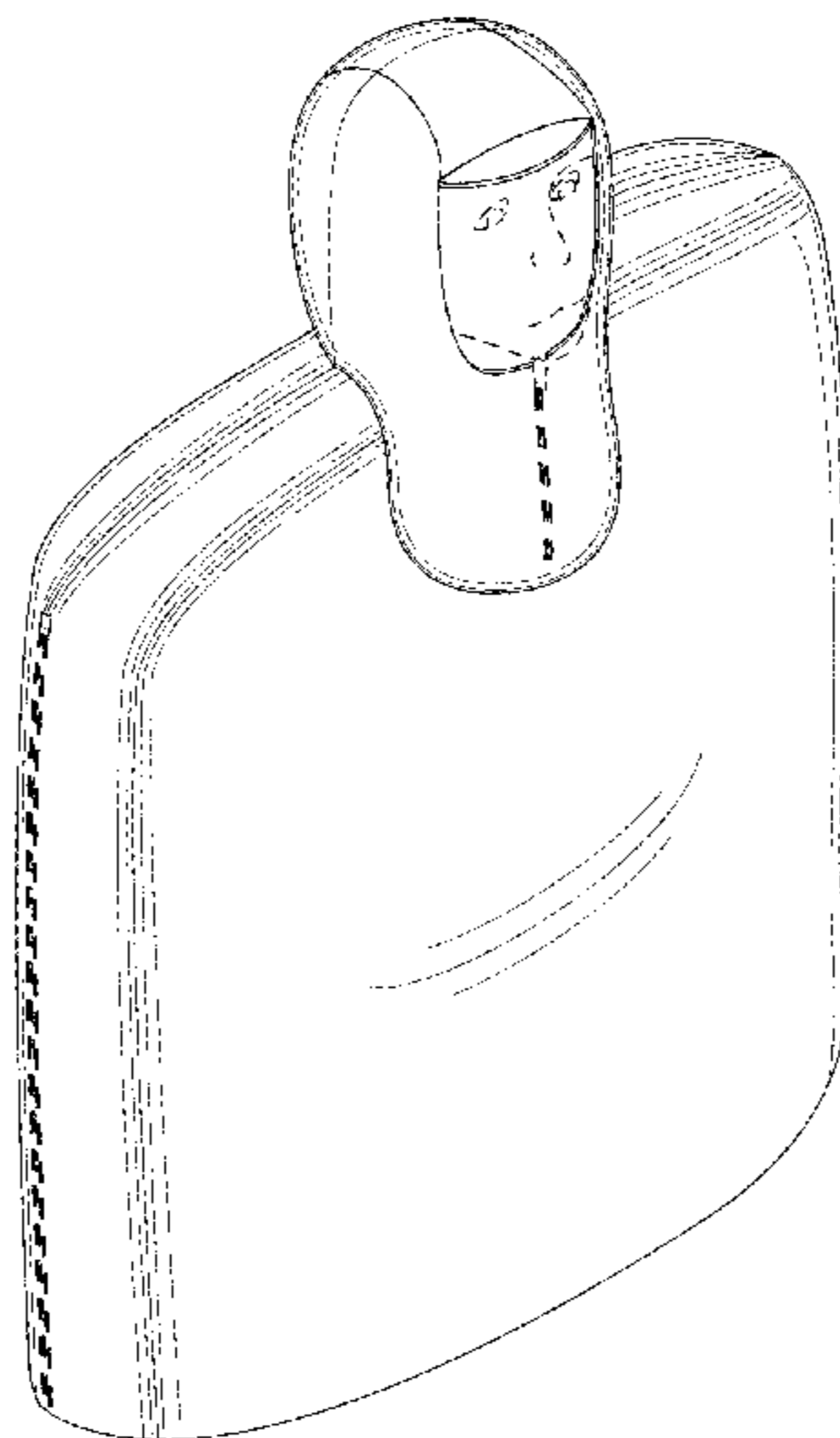
FIG. 1 is a perspective view of a portable shelter being worn by a user in a closed configuration and showing a top, a front and a right side.  
FIG. 2 is a rear elevational view of the portable shelter.  
FIG. 3 is a top plan view of the portable shelter in an opened configuration and showing a top, a front, a rear and left and right sides.  
FIG. 4. is a right side elevational view of the portable shelter in the opened configuration of FIG. 3.  
FIG. 5 is a left side elevational view of the portable shelter in the opened configuration of FIG. 3.  
FIG. 6 is a bottom plan view of the portable shelter in the opened configuration and showing a bottom and inner surfaces of the front, the rear and the right and left sides.  
FIG. 7. is a right side elevational view of the portable shelter in the opened configuration of FIG. 6; and,  
FIG. 8 is a left side elevational view of the portable shelter in the opened configuration of FIG. 6.  
The broken line showings of the internal pocket, the head opening and the side zippers illustrate portions of the portable shelter that form no part of the claimed design. The broken line showing of a portion of the user illustrates the environment of the claimed design and forms no part thereof.

**1 Claim, 4 Drawing Sheets**

(56) **References Cited**

**U.S. PATENT DOCUMENTS**

4,370,755 A \* 2/1983 Crumby ..... A41D 3/08 2/84  
D296,605 S \* 7/1988 Asher ..... 2/69  
5,385,164 A \* 1/1995 Sauter ..... A01M 31/02 135/87  
5,657,489 A \* 8/1997 Ponstein ..... A47G 9/066 2/69  
5,664,258 A \* 9/1997 Harris ..... A41D 3/08 2/69  
D430,721 S \* 9/2000 Beauchan ..... D2/823  
6,353,933 B1 \* 3/2002 Love ..... A41D 3/08 2/84  
D456,114 S \* 4/2002 Pyle ..... D2/825  
6,859,942 B1 \* 3/2005 Cratty ..... A41D 3/08 2/88  
D507,693 S \* 7/2005 Walton ..... D2/825



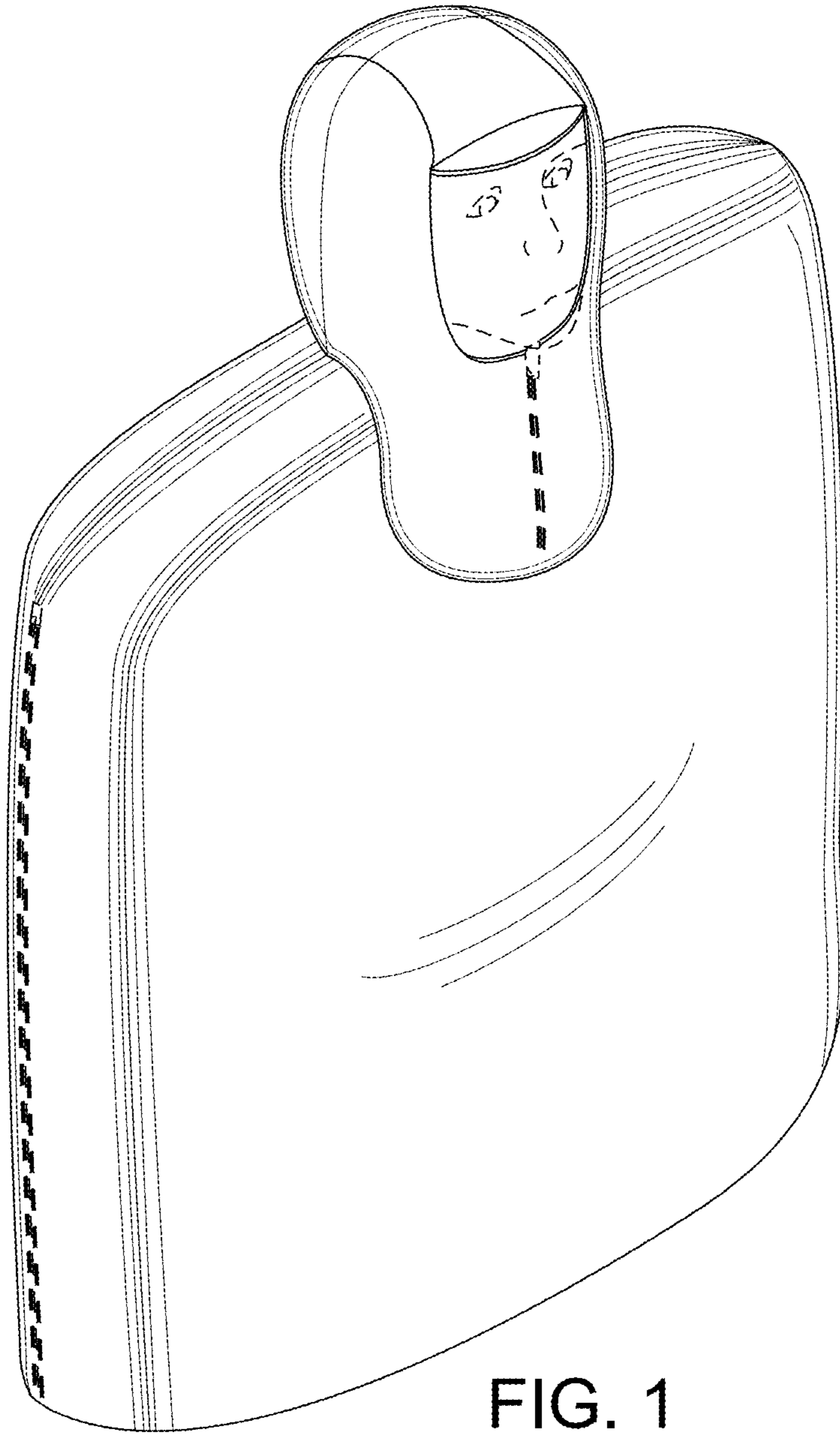
(56)

**References Cited**

U.S. PATENT DOCUMENTS

D685,161 S \* 7/2013 Sun ..... D2/866  
D690,486 S \* 10/2013 Yan ..... D2/825  
D693,987 S \* 11/2013 Wagner ..... D2/719  
D722,421 S \* 2/2015 Jackson ..... D2/864  
8,990,967 B2 \* 3/2015 Tallon ..... E04H 15/30  
2/89  
D765,949 S \* 9/2016 Svensrud ..... D2/719  
2005/0081276 A1 \* 4/2005 Reynolds ..... A41D 3/08  
2/69  
2007/0250982 A1 11/2007 Norman  
2007/0250985 A1 \* 11/2007 Harris ..... A44B 13/0005  
2/111  
2015/0230526 A1 \* 8/2015 Flora ..... A47G 9/08  
5/413 R

\* cited by examiner



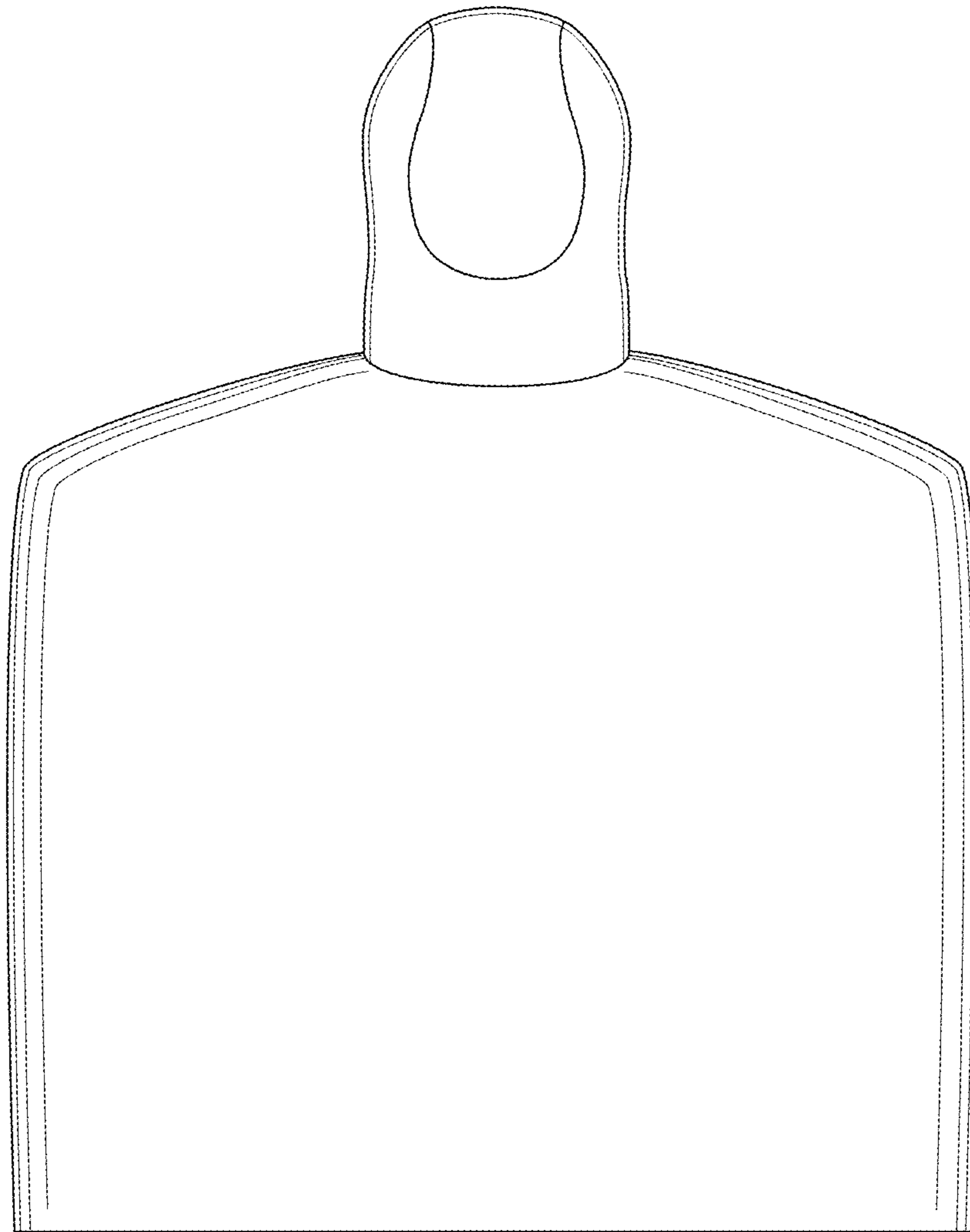


FIG. 2

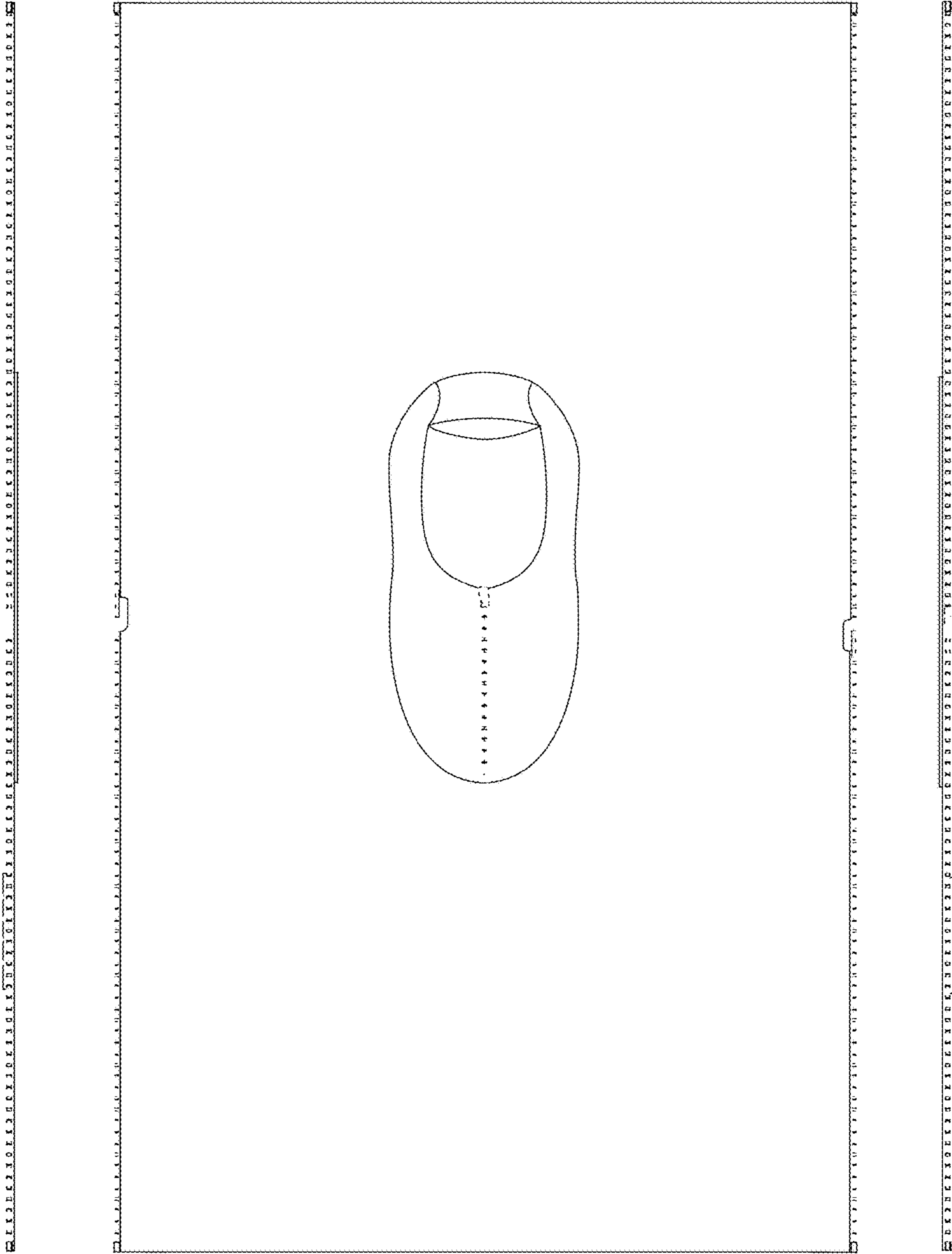


FIG. 4

FIG. 3

FIG. 5

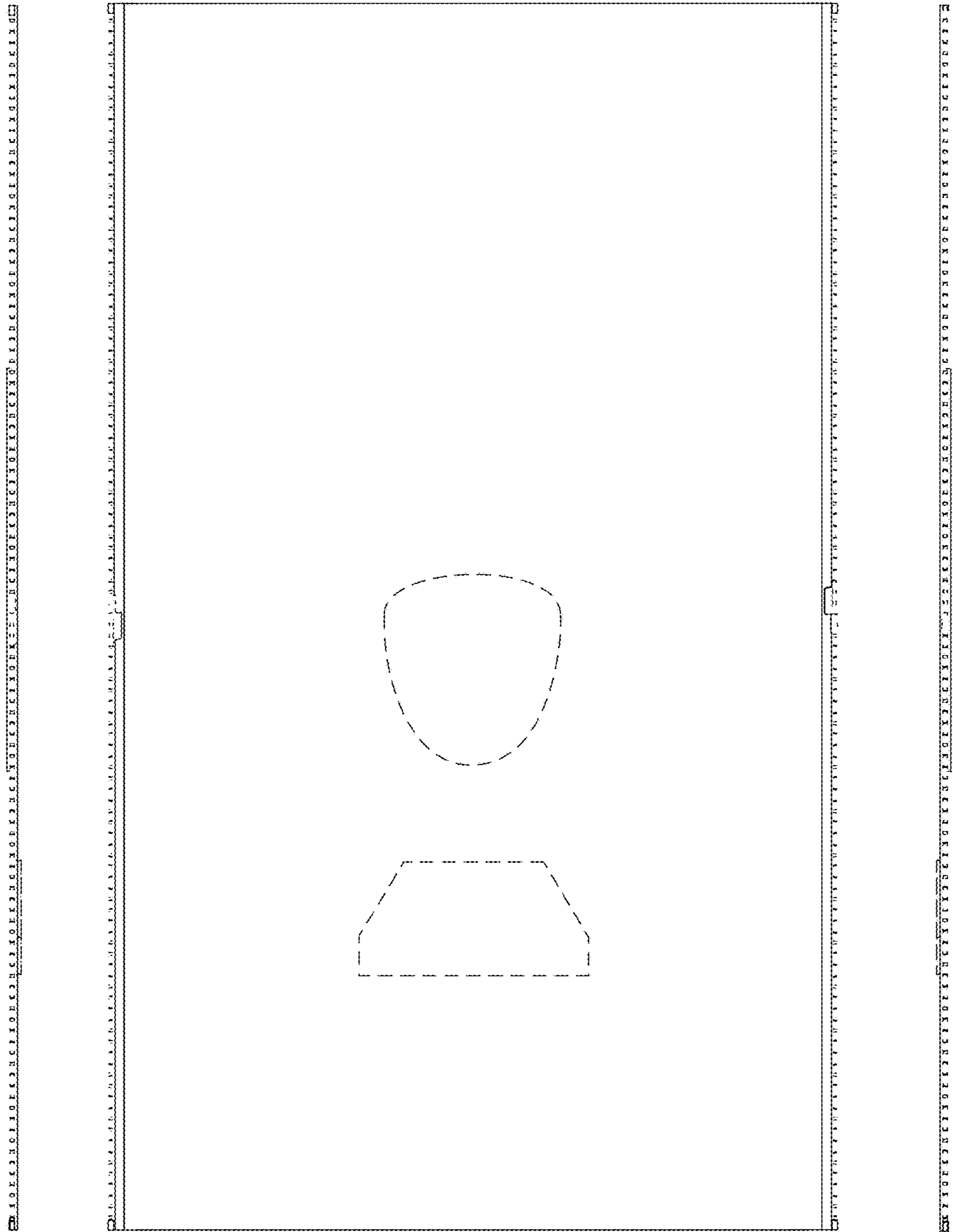


FIG. 7

FIG. 6

FIG. 8