



US00D792676S

(12) **United States Design Patent** (10) **Patent No.:** **US D792,676 S**
Mikesell et al. (45) **Date of Patent:** **** Jul. 25, 2017**

(54) **GLOVE**
(71) Applicants: **Pamela Jean Mikesell**, Camp Verde, AZ (US); **Tracy Allen Beggs**, Camp Verde, AZ (US)
(72) Inventors: **Pamela Jean Mikesell**, Camp Verde, AZ (US); **Tracy Allen Beggs**, Camp Verde, AZ (US)
(**) Term: **15 Years**
(21) Appl. No.: **29/567,999**
(22) Filed: **Jun. 14, 2016**
(51) **LOC (10) Cl.** **02-06**
(52) **U.S. Cl.**
USPC **D2/619**
(58) **Field of Classification Search**
USPC ... D29/113, 114, 116.1, 116.2, 117.1, 117.2, D29/118, 119, 120.1, 122, 123; D3/215-269, 271.1, 271.4, 271.9; D2/610-623; D7/669; D28/63; D24/190, 200, 214; D30/158; D20/33; D21/807; 401/6-8; 446/327, 328; 223/78-80; 119/611; 2/158, 159, 160, 2/161.1-161.8, 162-170, 16-21, 907, 2/910, 917; D32/40-43
CPC A41D 13/088; A41D 13/08; A41D 19/01511; A41D 19/0058; A41D 19/0096; A41D 19/01505; A41D 19/015; A41F 1/06; A61B 19/04; A63B 71/148; A63B 21/065; A63B 21/468
See application file for complete search history.

D282,981 S 3/1986 Pierce
D378,869 S 4/1997 Mikell
D394,229 S 5/1998 Curry
D466,662 S 12/2002 Lorkovic
D560,038 S * 1/2008 VanErmen D29/117.2
D560,039 S * 1/2008 VanErmen D29/117.2
D560,040 S * 1/2008 VanErmen D29/117.2
D560,314 S * 1/2008 VanErmen D29/117.2
D588,706 S 3/2009 Williams
D594,159 S 6/2009 Drab
D617,531 S 6/2010 Harvey
D618,432 S 6/2010 Bengyak
D645,212 S 9/2011 Gellis
D647,252 S * 10/2011 Green D29/119
D648,919 S 11/2011 Gellis
D667,171 S * 9/2012 Safford D2/619
D677,030 S * 2/2013 Wessels D28/63
D678,658 S * 3/2013 Lyman D2/619

(Continued)

Primary Examiner — Manpreet Matharu
Assistant Examiner — Yolanda Robinson
(74) *Attorney, Agent, or Firm* — Quickpatents, LLC;
Kevin Prince

(57) **CLAIM**

We claim the ornamental design for a glove, as shown and described.

DESCRIPTION

FIG. 1 is a bottom perspective view of a glove, showing our new design;
FIG. 2 is a top perspective view thereof;
FIG. 3 is a bottom plan view thereof;
FIG. 4 is a top plan view thereof;
FIG. 5 is a left-side elevational view thereof;
FIG. 6 is a right-side elevational view thereof;
FIG. 7 is a front elevational view thereof; and,
FIG. 8 is a rear elevational view thereof.
The broken lines showing text and a logo in FIGS. 1-6 depict environmental matter and form no part of the claimed design.

1 Claim, 6 Drawing Sheets

(56) **References Cited**
U.S. PATENT DOCUMENTS
D114,680 S 5/1939 Henderson
D207,442 S 4/1967 Facci
D270,681 S 9/1983 Banks



(56)

References Cited

U.S. PATENT DOCUMENTS

D752,296 S * 3/2016 Urbelis D2/619
9,302,171 B1 * 4/2016 Iacono A63B 71/146
D773,743 S * 12/2016 Tseng D29/117.1
2012/0317693 A1 * 12/2012 Hatz A41D 19/01582
2/16
2013/0152262 A1 * 6/2013 Bedetti A62B 17/003
2/16
2016/0262469 A1 * 9/2016 Fernando A41D 19/0065

* cited by examiner




FIG. 1



FIG. 2

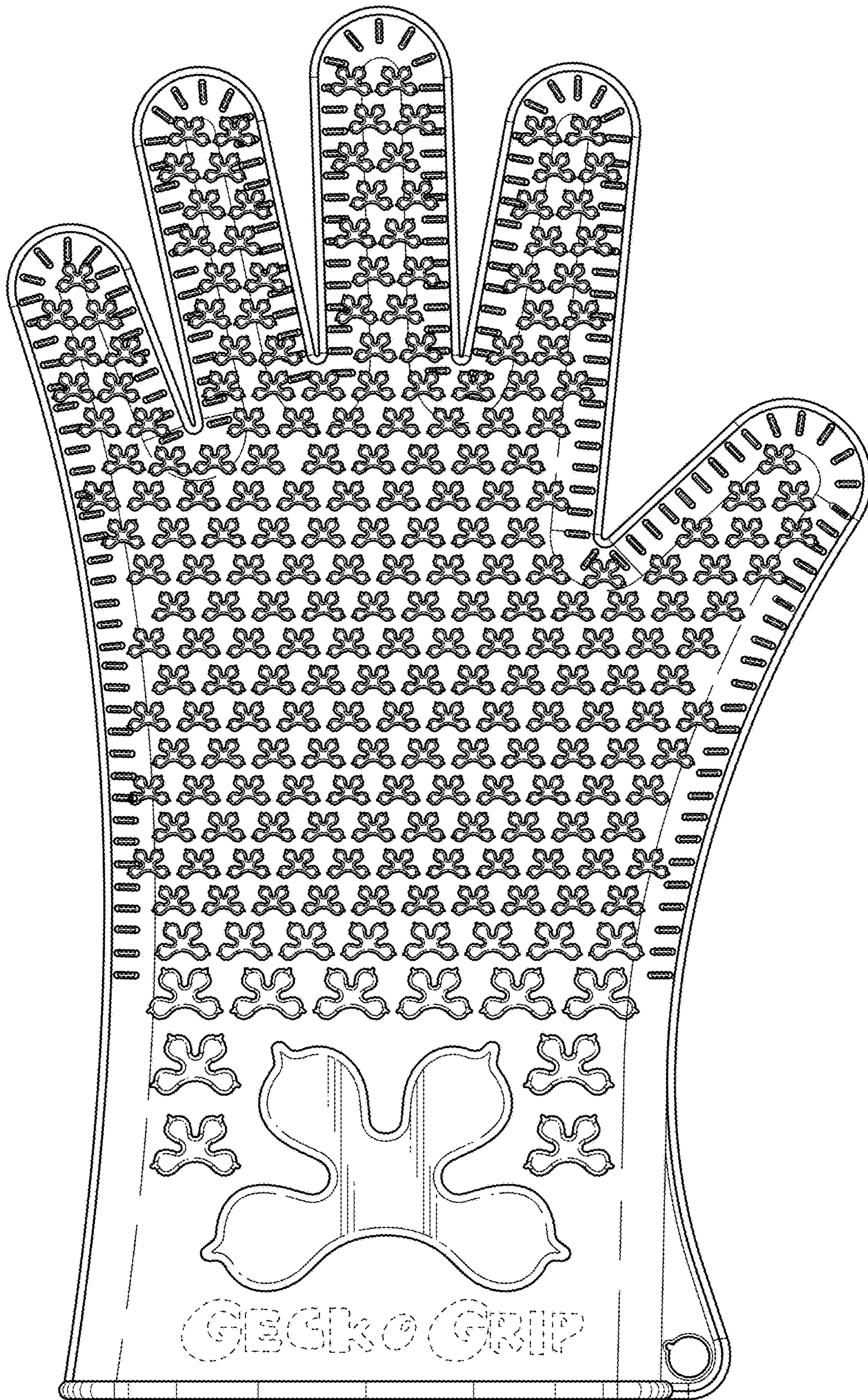


FIG. 3

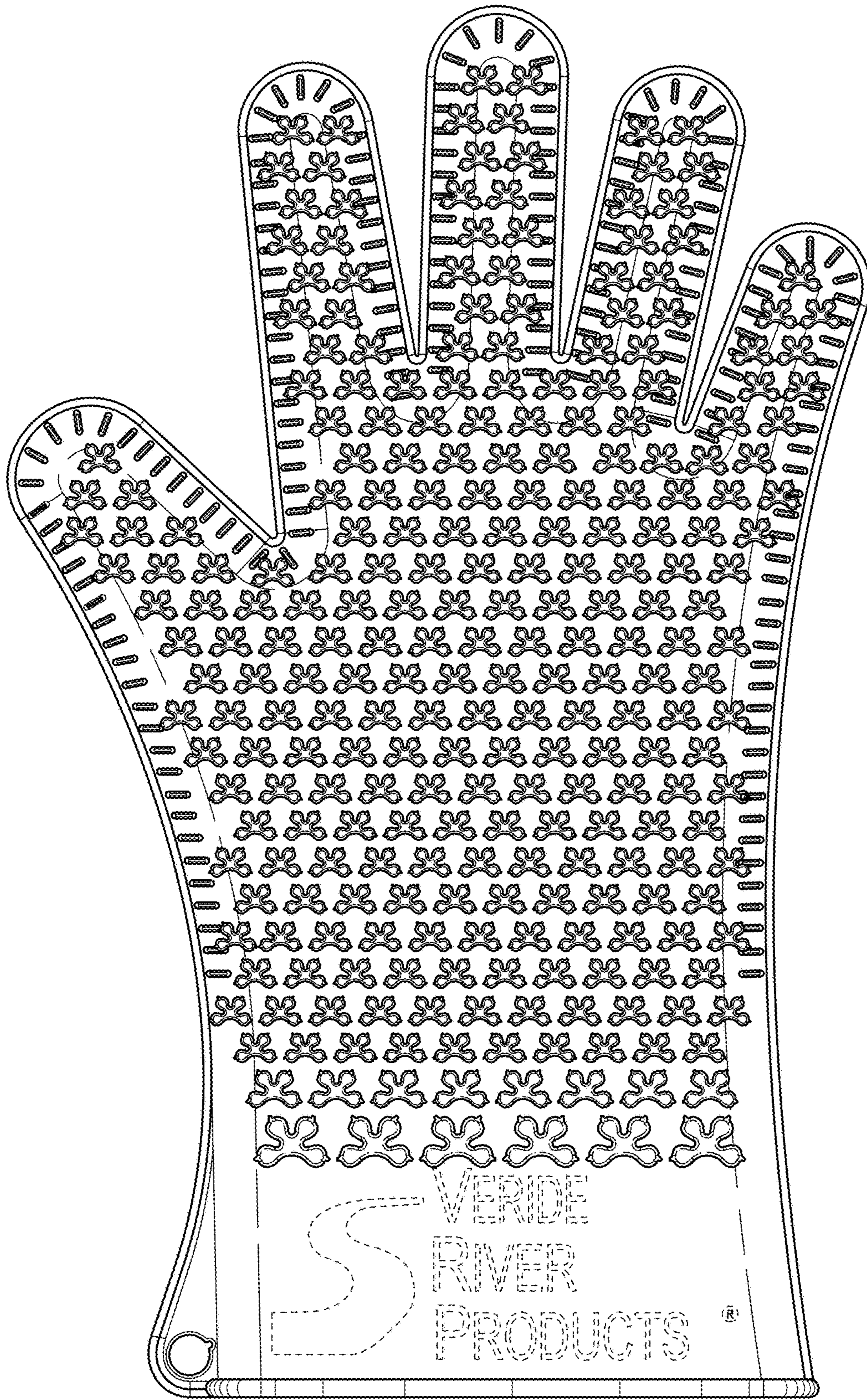


FIG. 4

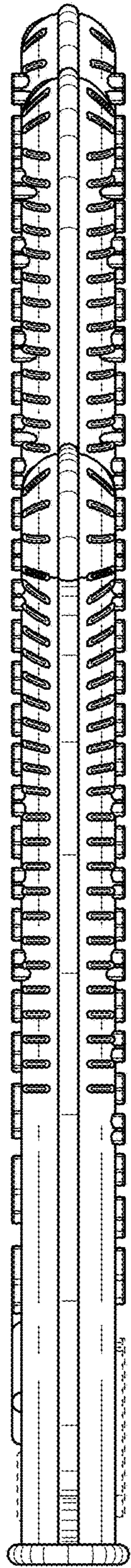


FIG. 5

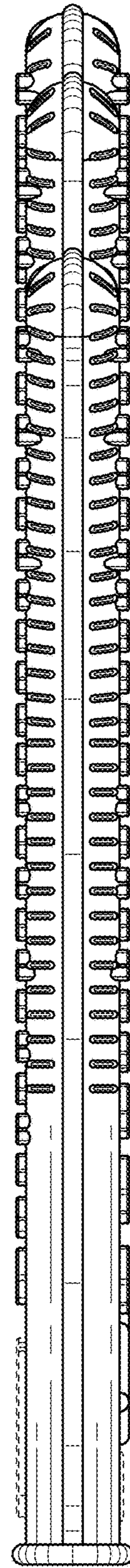


FIG. 6

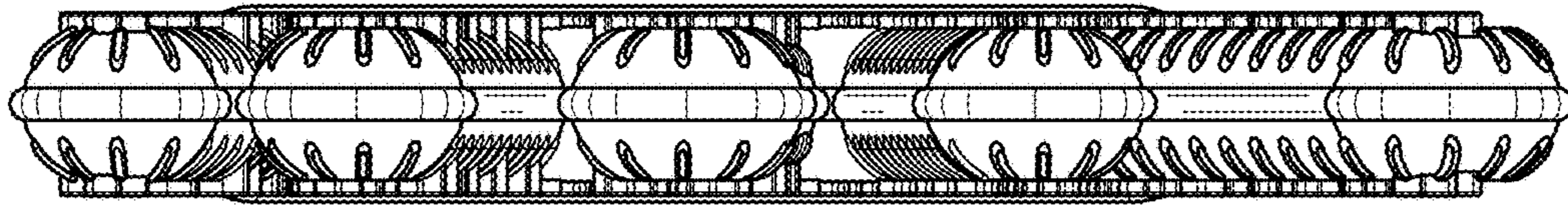


FIG. 7

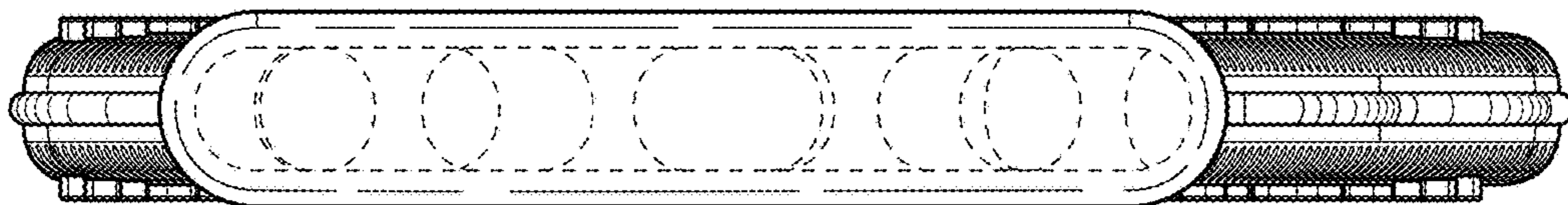


FIG. 8