



US00D792663S

(12) **United States Design Patent**  
**Kim et al.**

(10) **Patent No.:** **US D792,663 S**  
(45) **Date of Patent:** **\*\* Jul. 18, 2017**

(54) <b>WASHING MACHINE</b>	8,240,175 B2 * 8/2012 Kim ..... D06F 9/005 312/228.1
(71) Applicant: <b>Samsung Electronics Co., Ltd.,</b> Suwon-si, Gyeonggi-do (KR)	D703,885 S * 4/2014 Ha ..... D32/6 D732,767 S * 6/2015 Ha ..... D32/25 D735,424 S * 7/2015 Ha ..... D32/6 D739,097 S * 9/2015 Qin ..... D32/6 D746,521 S * 12/2015 Ha ..... D32/6 D770,705 S * 11/2016 Kang ..... D32/6 D772,502 S * 11/2016 Choi ..... D32/6 D773,128 S * 11/2016 Kim ..... D32/6 D773,753 S * 12/2016 Kim ..... D32/6
(72) Inventors: <b>Kangdoo Kim, Seoul (KR); Yeonsu Kim, Seoul (KR); Jungeun Park, Seoul (KR)</b>	
(73) Assignee: <b>SAMSUNG ELECTRONICS CO., LTD., Gyeonggi-Do (KR)</b>	

**FOREIGN PATENT DOCUMENTS**

(**) Term: <b>15 Years</b>	KR 300643945 S 5/2012
(21) Appl. No.: <b>29/560,284</b>	KR 300659280 S 9/2012
(22) Filed: <b>Apr. 5, 2016</b>	KR 300743350 S 5/2014

\* cited by examiner

*Primary Examiner* — Susan Bennett Hattan

*Assistant Examiner* — Rebecca Tsehaye

(74) *Attorney, Agent, or Firm* — Cantor Colburn LLP

(30) **Foreign Application Priority Data**

Nov. 20, 2015 (KR) ..... 30-2015-0058640

(51) **LOC (10) Cl.** ..... **15-05**

(52) **U.S. Cl.**  
USPC ..... **D32/6**

(58) **Field of Classification Search**  
USPC .... D32/1, 5, 6, 8, 10, 11, 25, 29; 68/27, 11, 68/38, 20, 3 R  
CPC ..... D06F 17/04; D06F 37/02; D06F 37/08; D06F 37/12; D06F 37/145; D06F 39/14; D06F 39/00; D06F 39/08; D06F 31/00; B08B 3/12  
See application file for complete search history.

(56) **References Cited**

**U.S. PATENT DOCUMENTS**

D620,650 S * 7/2010 Lee ..... D32/6
D622,916 S * 8/2010 Lee ..... D32/6
D659,307 S * 5/2012 Geyer ..... D32/6

(57) **CLAIM**

The ornamental design for a washing machine, as shown and described.

**DESCRIPTION**

FIG. 1 is a perspective view of a washing machine showing our new design;  
FIG. 2 is a front view thereof;  
FIG. 3 is a rear view thereof;  
FIG. 4 is a left side view thereof;  
FIG. 5 is a right side view thereof;  
FIG. 6 is a top view thereof; and,  
FIG. 7 is a bottom view thereof.  
The broken lines in the figures show portions of the washing machine that form no part of the claimed design.

**1 Claim, 7 Drawing Sheets**

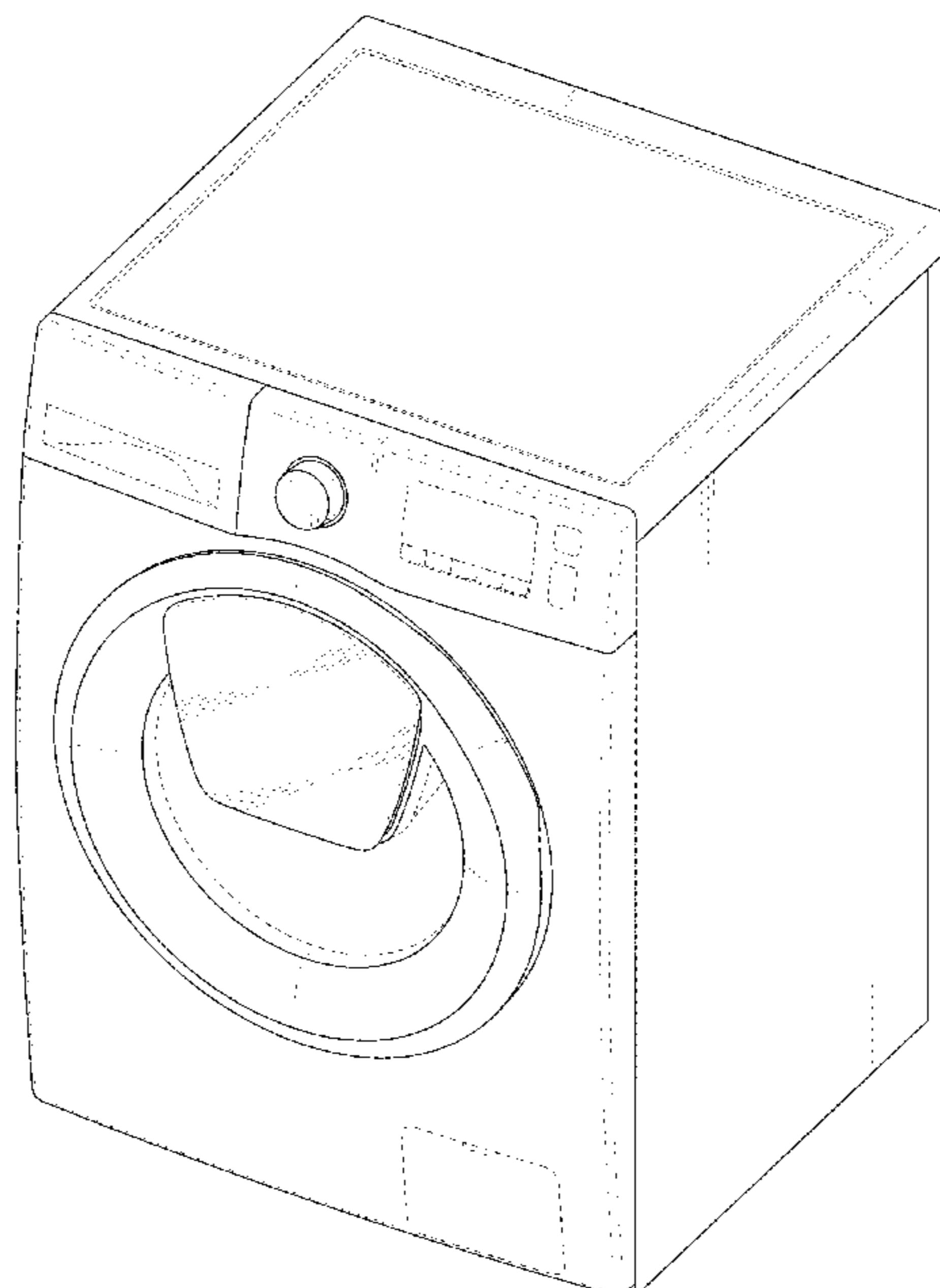


FIG. 1




FIG. 2

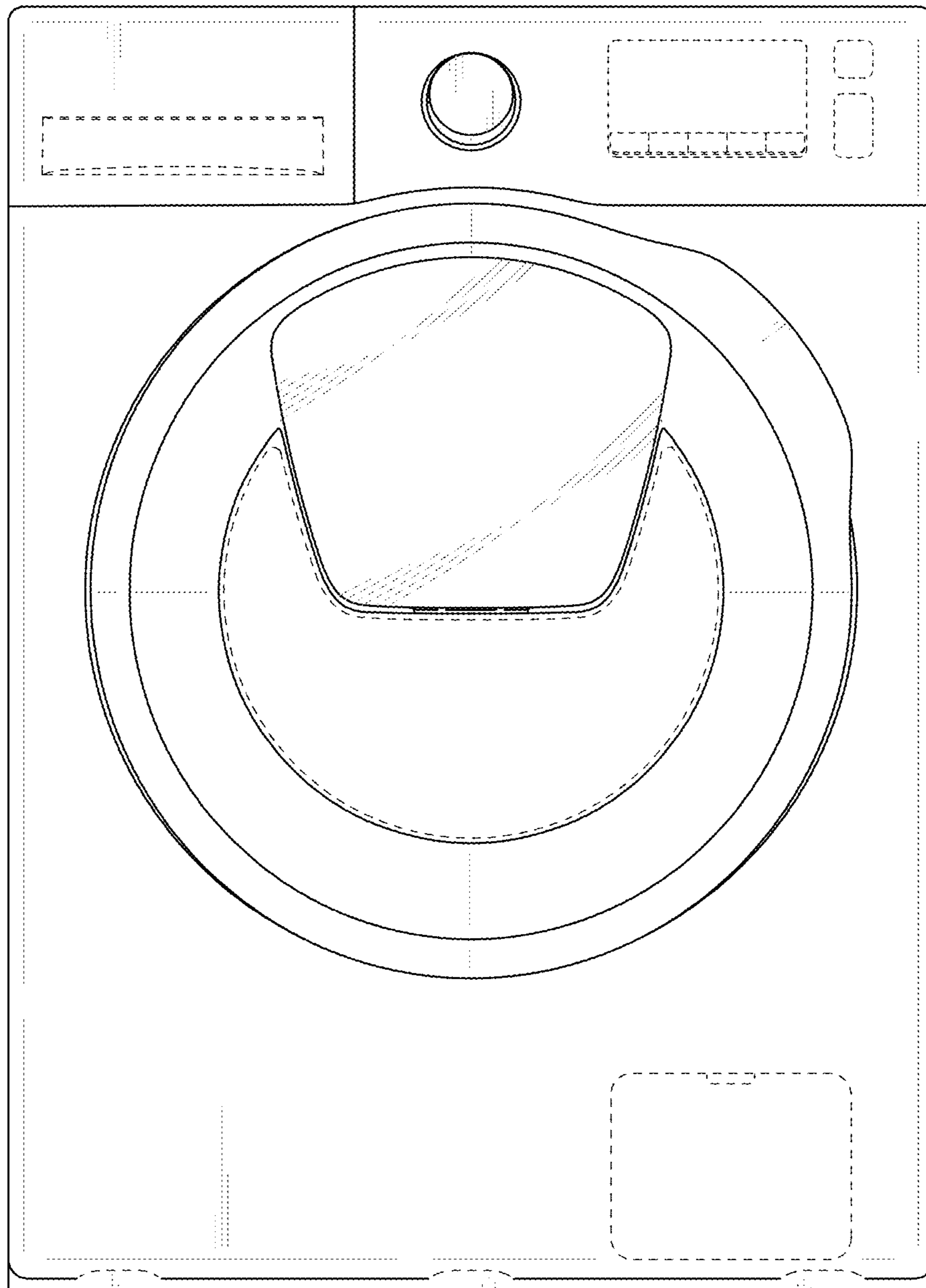


FIG. 3




FIG. 4

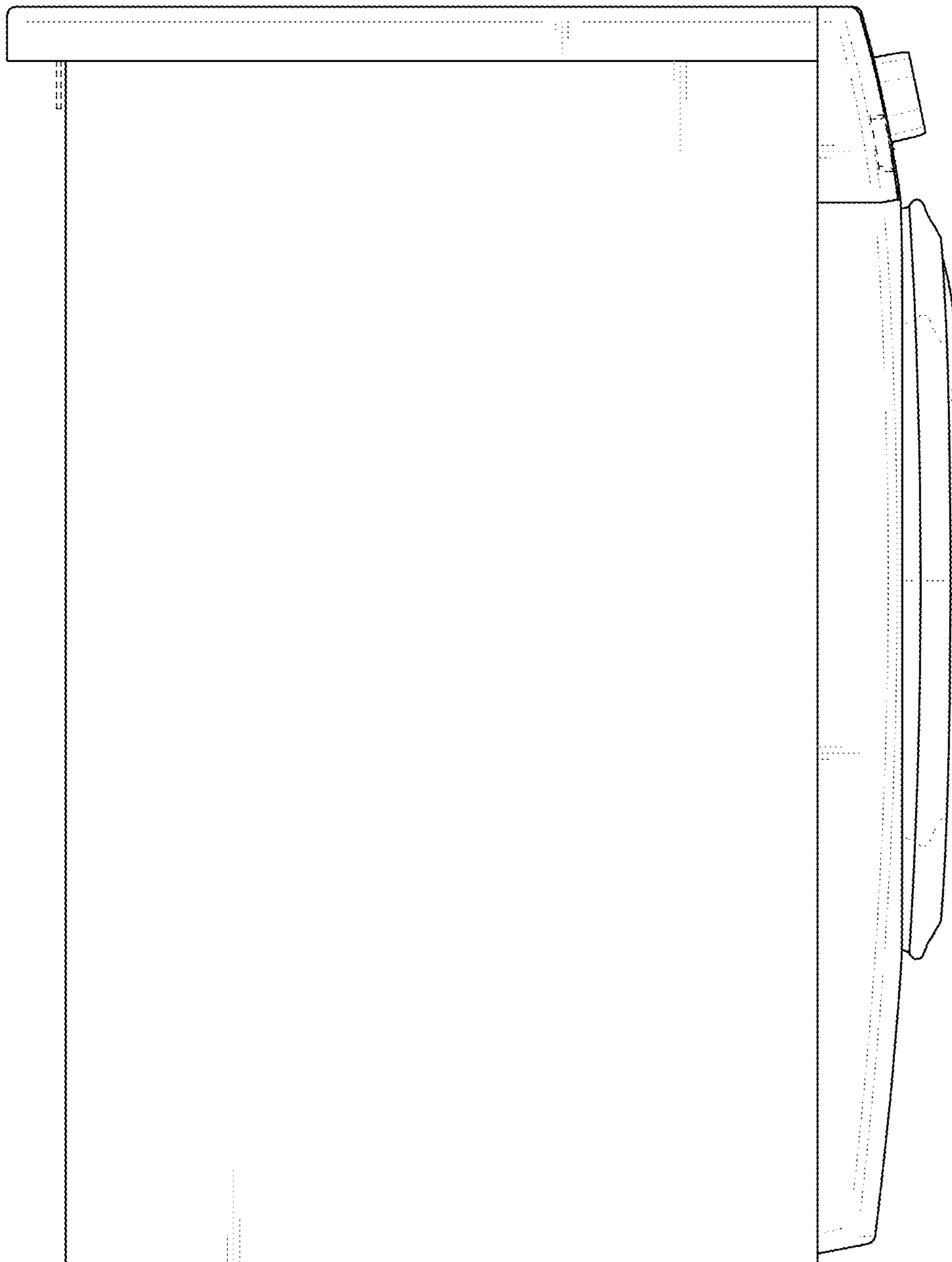


FIG. 5

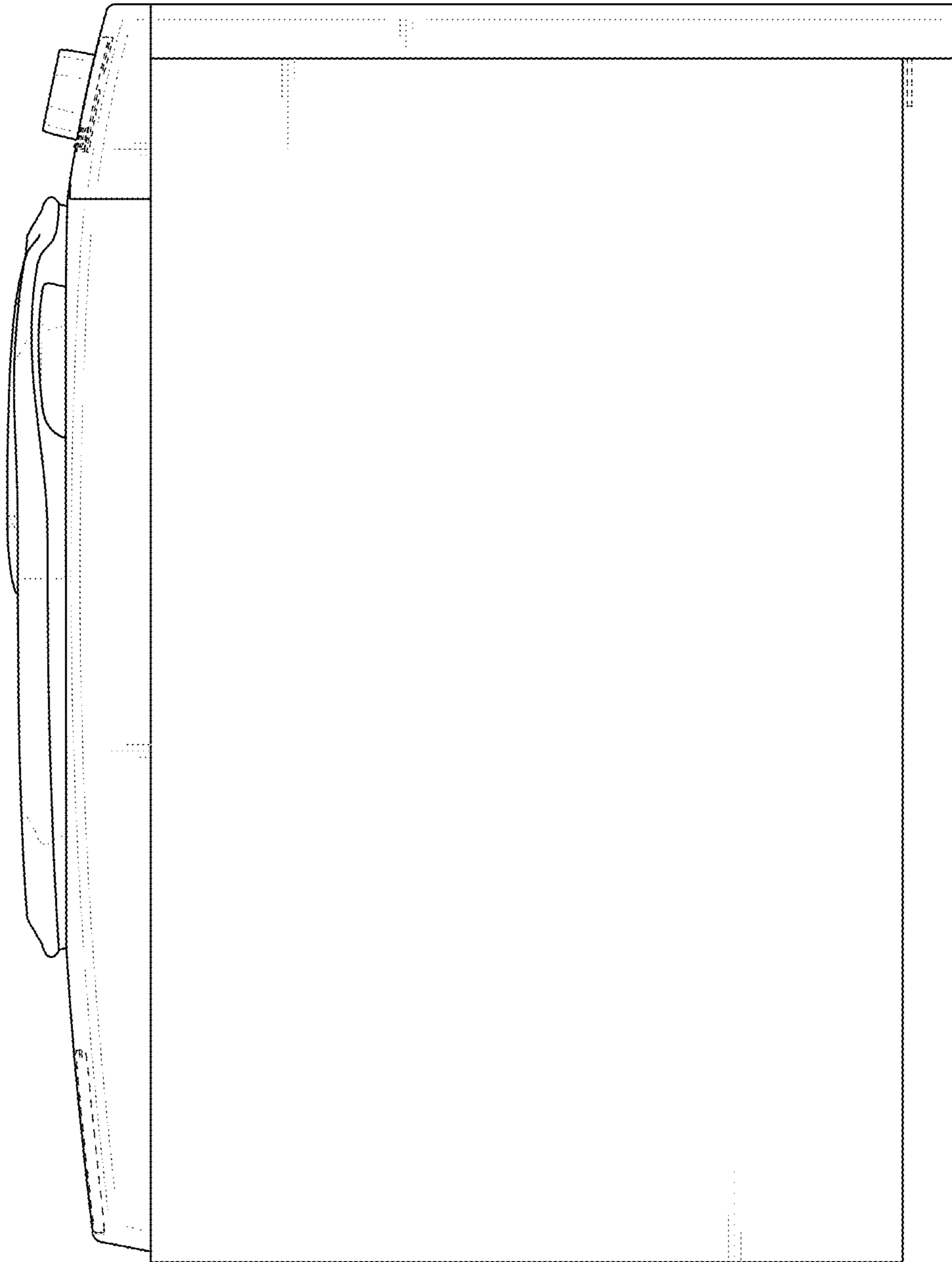


FIG. 6




FIG. 7

