



US00D792642S

(12) **United States Design Patent** (10) **Patent No.:** **US D792,642 S**
Mendoza (45) **Date of Patent:** **** Jul. 18, 2017**

(54) **VAPORIZER**

(71) Applicant: **ALL ABOUT VAPOR**, Round Rock, TX (US)

(72) Inventor: **Courtney Mendoza**, Round Rock, TX (US)

(73) Assignee: **All About Vapor, Inc.**, Round Rock, TX (US)

(**) Term: **15 Years**

(21) Appl. No.: **29/534,561**

(22) Filed: **Jul. 29, 2015**

(51) **LOC (10) Cl.** **27-01**

(52) **U.S. Cl.**
USPC **D27/101**

(58) **Field of Classification Search**
USPC D27/100, 101, 162, 163–194
CPC A24F 47/00; A24F 47/002; A24B 15/243;
A24B 15/16; A24B 15/167; A61M
11/042; A61M 15/06

See application file for complete search history.

(56) **References Cited**

U.S. PATENT DOCUMENTS

D347,490 S *	5/1994	Gee	D27/194
D368,552 S *	4/1996	Adams	D27/194
D422,113 S *	3/2000	Higgins	D27/186
D547,440 S *	7/2007	Louet-Feisser	D24/110
D649,708 S *	11/2011	Oneil	D27/163
D690,461 S *	9/2013	Chen	D27/187
8,689,804 B2 *	4/2014	Fernando	A24F 47/008 131/184.1
8,881,738 B2 *	11/2014	Bryman	A24F 3/00 131/184.2
D728,855 S *	5/2015	Liu	D27/163
D729,444 S *	5/2015	Leidel	D27/163

D730,572 S *	5/2015	Leidel	D27/163
D742,062 S *	10/2015	Almsberger et al.	D27/143
D745,213 S *	12/2015	Alima	D27/143
D748,325 S *	1/2016	Leidel	D27/163
D751,756 S *	3/2016	Hearn	D27/189
D753,336 S *	4/2016	Chen	D27/101
D758,656 S *	6/2016	Freshwater et al.	D27/163
D761,999 S *	7/2016	Liu	D27/101
D768,331 S *	10/2016	Chen	D27/101
D769,520 S *	10/2016	Hua	D27/167
D771,309 S *	11/2016	Ward et al.	D27/167
D771,867 S *	11/2016	Leidel et al.	D27/163
D773,114 S *	11/2016	Leidel et al.	D27/163
D773,116 S *	11/2016	Liu et al.	D27/167

(Continued)

OTHER PUBLICATIONS

Vaporizers—AllAboutVapor. dated 2017. found online [Mar. 1, 2017] <https://allaboutvapor.com/collections/vaporizers>.*

Primary Examiner — Robert M Spear

Assistant Examiner — Marissa J Cash

(74) *Attorney, Agent, or Firm* — Pierson IP, PLLC

(57) **CLAIM**

The ornamental design for a vaporizer, as shown and described.

DESCRIPTION

FIG. 1 is a perspective view of a vaporizer showing our new design thereof;

FIG. 2 is a front view of the vaporizer shown in FIG. 1;

FIG. 3 is a rear side view of the vaporizer shown in FIG. 1;

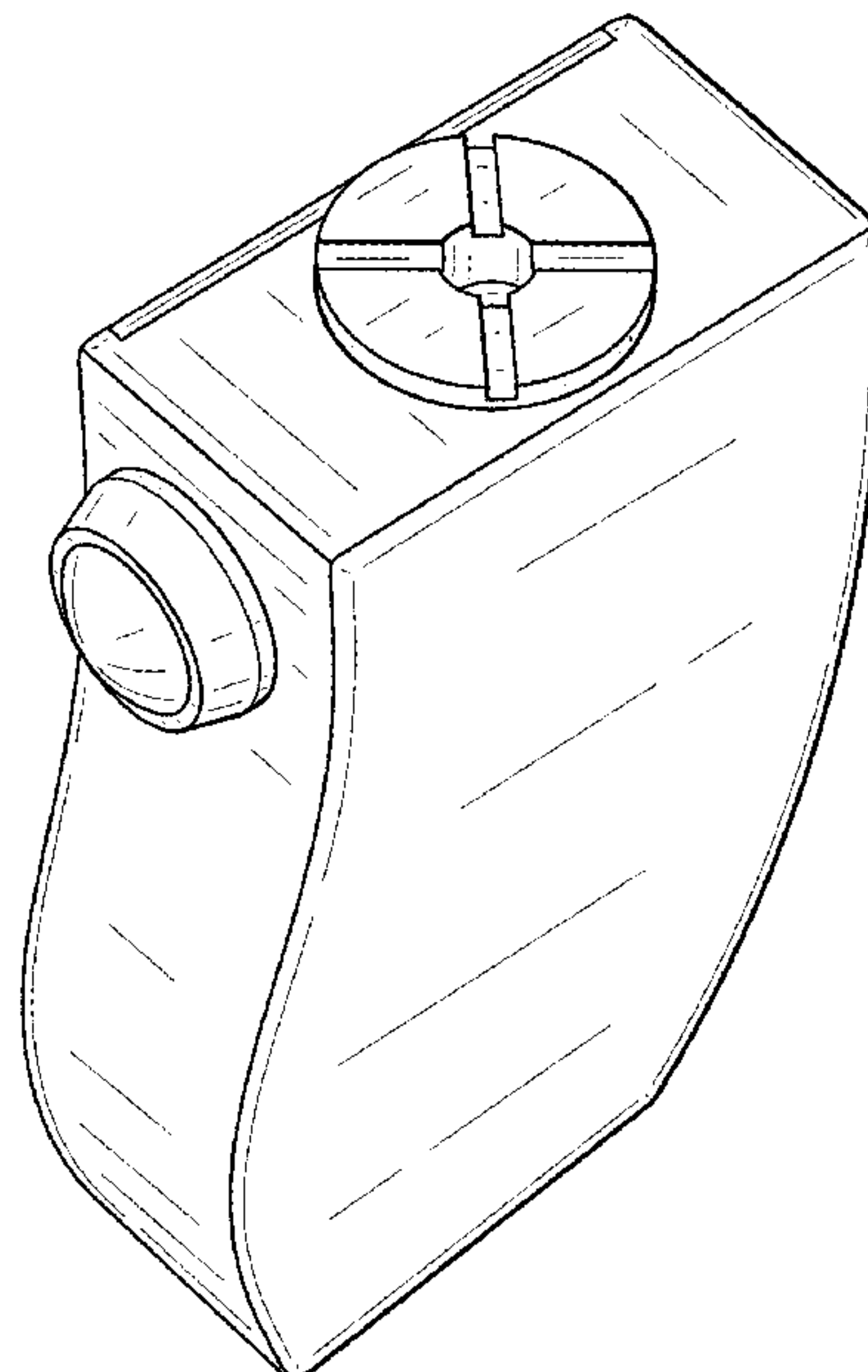
FIG. 4 is a first side view of the vaporizer shown in FIG. 1;

FIG. 5 is a second side view of the vaporizer shown in FIG. 1;

FIG. 6 is a top view of the vaporizer shown in FIG. 1; and,

FIG. 7 is a bottom view of the vaporizer shown in FIG. 1.

1 Claim, 7 Drawing Sheets



(56)

References Cited

U.S. PATENT DOCUMENTS

D775,414 S * 12/2016 Ampolini et al. D13/108
D775,762 S * 1/2017 Chen D27/101
D776,051 S * 1/2017 Wang D13/103
D780,373 S * 2/2017 Bennett et al. D27/186
2014/0014125 A1* 1/2014 Fernando A24F 47/008
131/328
2014/0283824 A1* 9/2014 Wheelock A61M 11/041
128/202.21
2015/0136124 A1* 5/2015 Aronie A24F 47/008
128/202.21
2016/0120218 A1* 5/2016 Schennum et al. A24F 15/12
206/266
2016/0165955 A1* 6/2016 Horne A45F 5/02
131/328
2016/0213866 A1* 7/2016 Tan A61M 11/005
2016/0271347 A1* 9/2016 Raichman A61M 15/06
2016/0353800 A1* 12/2016 Di Carlo A24F 47/008
2016/0366946 A1* 12/2016 Murison et al. A24F 15/12
2017/0006918 A1* 1/2017 Chen et al. H05B 1/00

* cited by examiner

FIG. 1

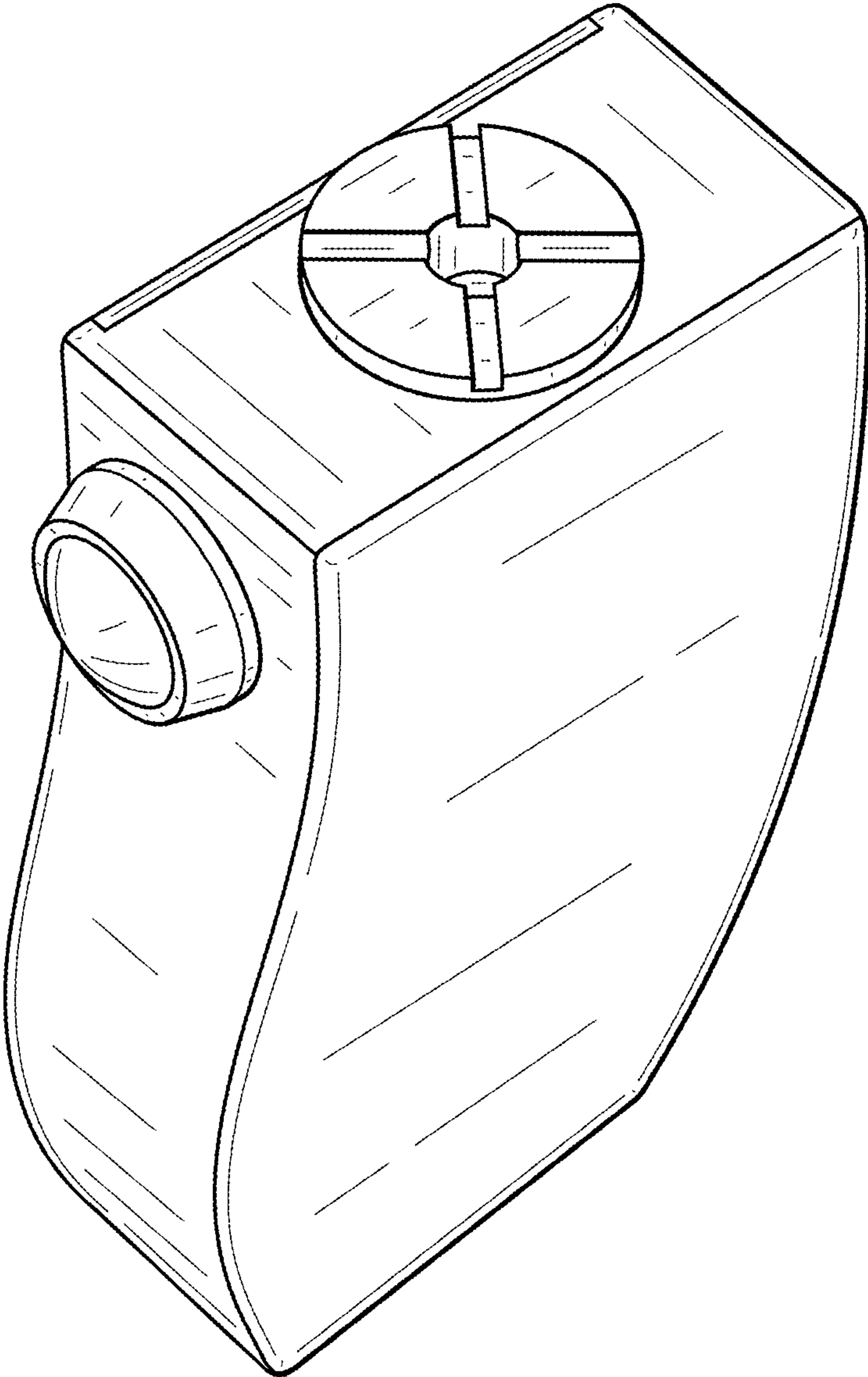


FIG. 2

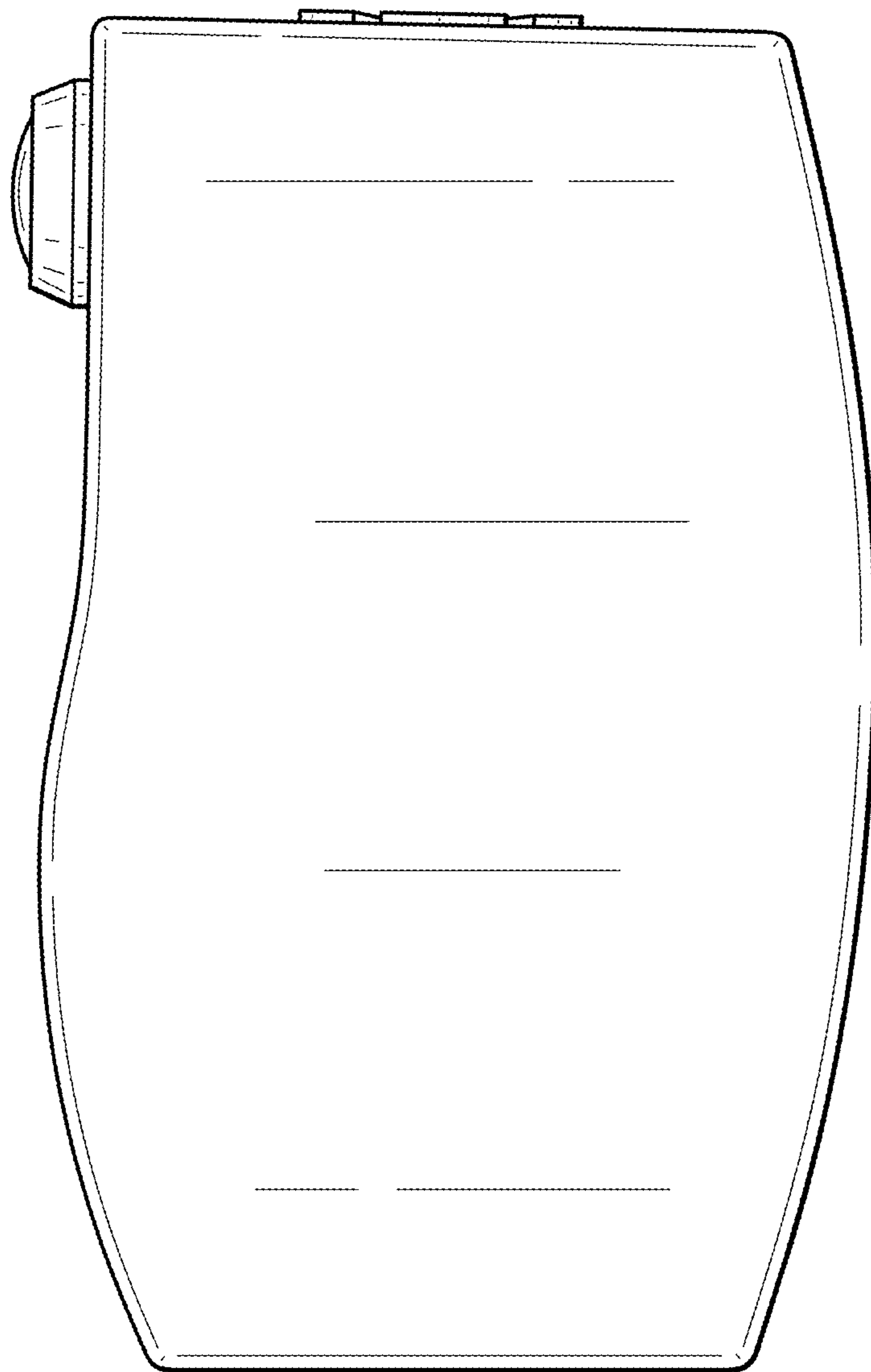


FIG. 3

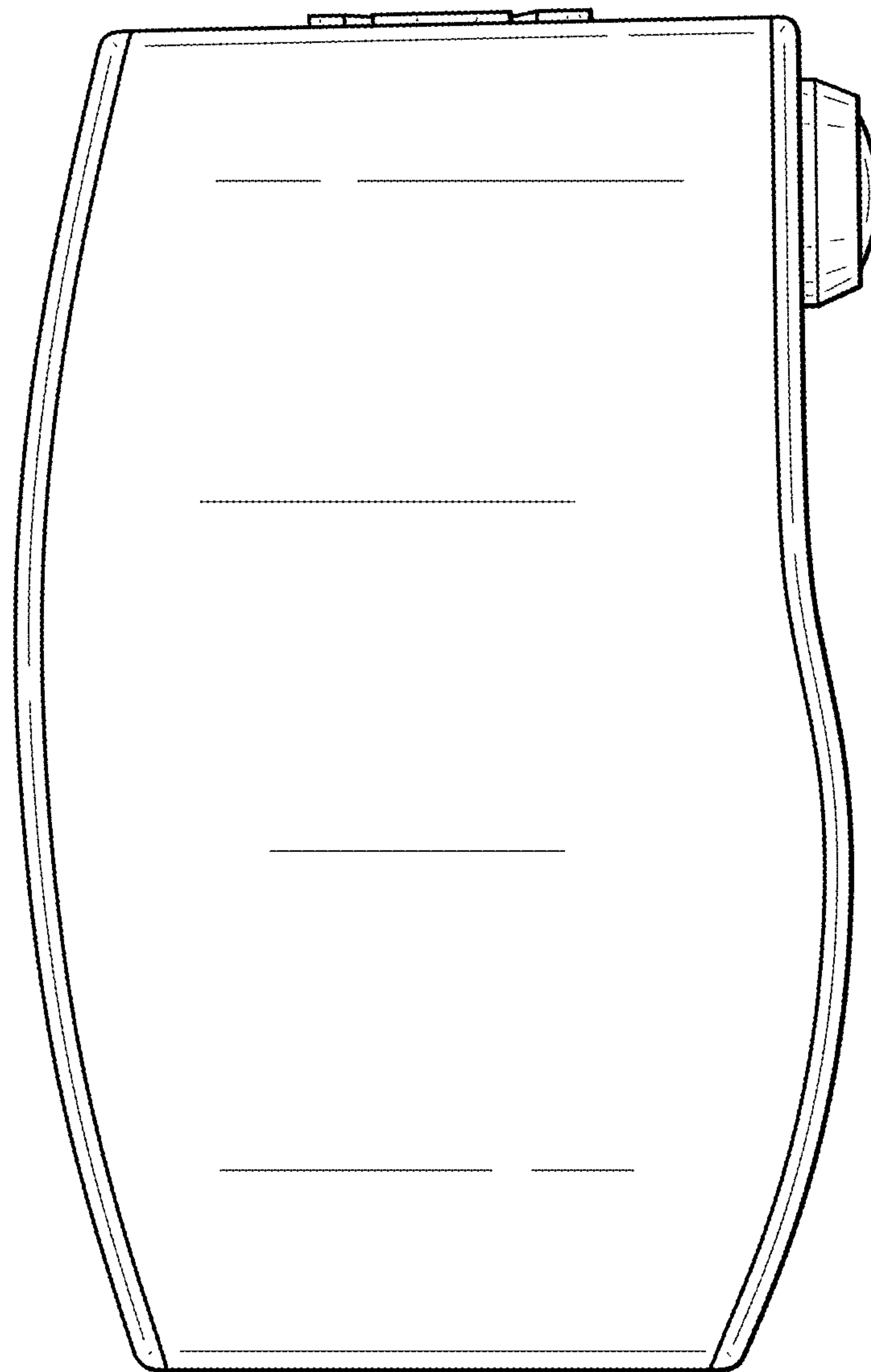


FIG. 4




FIG. 5




FIG. 6

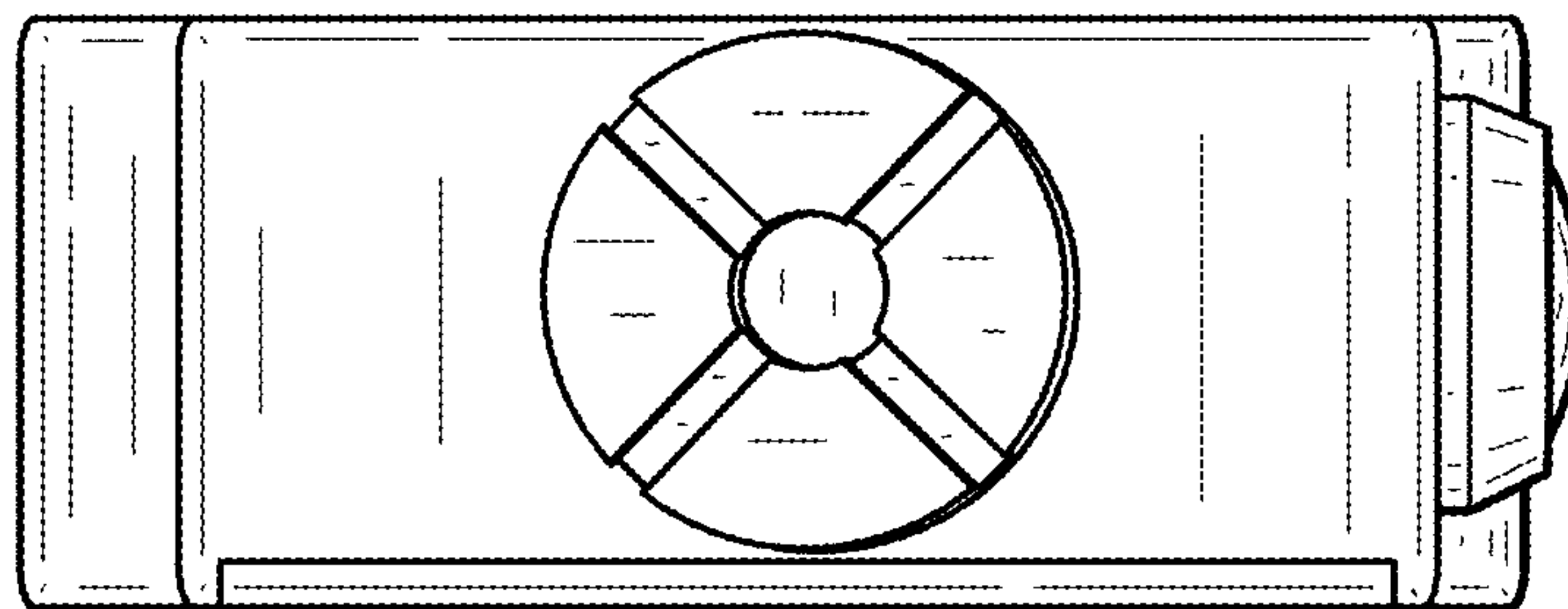


FIG. 7

