



US00D792581S

(12) **United States Design Patent** (10) **Patent No.:** **US D792,581 S**  
**Wexler** (45) **Date of Patent:** **\*\* Jul. 18, 2017**

(54) **MAXI PAD**  
(71) Applicant: **Michelle Wexler**, Chicago, IL (US)  
(72) Inventor: **Michelle Wexler**, Chicago, IL (US)  
(\*\*) Term: **14 Years**  
(21) Appl. No.: **29/522,484**  
(22) Filed: **Mar. 31, 2015**  
(51) **LOC (10) Cl.** ..... **24-04**  
(52) **U.S. Cl.**  
USPC ..... **D24/125**  
(58) **Field of Classification Search**  
USPC ..... D2/704, 705, 961; D5/6, 45, 53, 57, 58;  
D21/604, 611, 613, 621, 625, 659;  
D24/124, 125, 126, 141, 189;  
604/385.03, 385.04, 387, 389; D3/211;  
D8/103, 356; D11/30, 31, 33, 44, 48, 52,  
D11/81, 82; D22/117, 199; D28/41  
CPC ..... A61F 13/15; A61F 13/64; A61F 13/476;  
A61F 13/5611; A61F 13/5633; A61F  
2013/16; A61F 2013/4708  
See application file for complete search history.

D433,572 S \* 11/2000 Bissah ..... D5/37  
D437,250 S \* 2/2001 Hull ..... D11/82  
D449,936 S \* 11/2001 Cohen ..... D5/37  
D509,353 S \* 9/2005 Billings ..... D3/211  
D542,410 S \* 5/2007 Gubernick ..... D24/125  
D571,461 S \* 6/2008 Plante ..... D24/124  
D583,934 S \* 12/2008 Li ..... D24/124  
D585,984 S \* 2/2009 Cardin ..... D24/124  
D586,043 S \* 2/2009 Tsai ..... D28/39  
D631,151 S \* 1/2011 Lundstrom ..... D24/124  
D641,867 S \* 7/2011 Hood ..... D24/124  
D651,668 S \* 1/2012 Rappaport-Rowan ..... D21/621  
D663,920 S \* 7/2012 Wexler ..... D2/712  
D674,894 S \* 1/2013 Hood ..... D24/124  
D679,808 S \* 4/2013 Hood ..... D24/124  
2007/0282288 A1 \* 12/2007 Noda ..... A61F 13/4704  
604/385.16

(Continued)

*Primary Examiner* — Susan E Krakower  
*Assistant Examiner* — Lisa A Grabenstetter  
(74) *Attorney, Agent, or Firm* — Seyfarth Shaw LLP

(57) **CLAIM**


The ornamental design for a maxi pad, as shown and described.

**DESCRIPTION**

FIG. 1 is a front perspective view of a maxi pad showing my new design; and,  
FIG. 2 is a top plan view thereof.  
The bottom view of the maxi pad, which is not shown in the drawing disclosure, forms no part of the claimed design.  
The dot-dash-dot broken lines represent a boundary to the claim and form no part of the claimed design.  
The dash-dash broken lines represent portions of the maxi pad which form no part of the claimed design.  
The broken line that runs parallel to the uppermost claimed border of the design represents unclaimed stitching.

**1 Claim, 2 Drawing Sheets**

(56) **References Cited**  
U.S. PATENT DOCUMENTS  
D171,459 S \* 2/1954 Petter ..... D11/44  
3,906,952 A \* 9/1975 Zamist ..... A61F 13/82  
604/372  
4,079,739 A \* 3/1978 Whitehead ..... A61F 13/15674  
604/365  
D248,074 S \* 6/1978 Randall ..... D29/119  
D252,261 S \* 7/1979 Weibert ..... D11/52  
4,548,603 A \* 10/1985 Ichijo ..... A61F 13/42  
428/16  
D323,888 S \* 2/1992 Hermanson ..... D24/124  
D379,867 S \* 6/1997 Miho ..... D11/52  
D409,390 S \* 5/1999 Trombetta ..... D24/125



(56)

**References Cited**

U.S. PATENT DOCUMENTS

2010/0082008 A1\* 4/2010 Gagliardi ..... A61F 13/551  
604/387  
2010/0191205 A1\* 7/2010 Carbonari ..... A61F 13/472  
604/359  
2012/0059342 A1\* 3/2012 Kinoshita ..... A61F 13/4753  
604/378

\* cited by examiner




FIG. 1

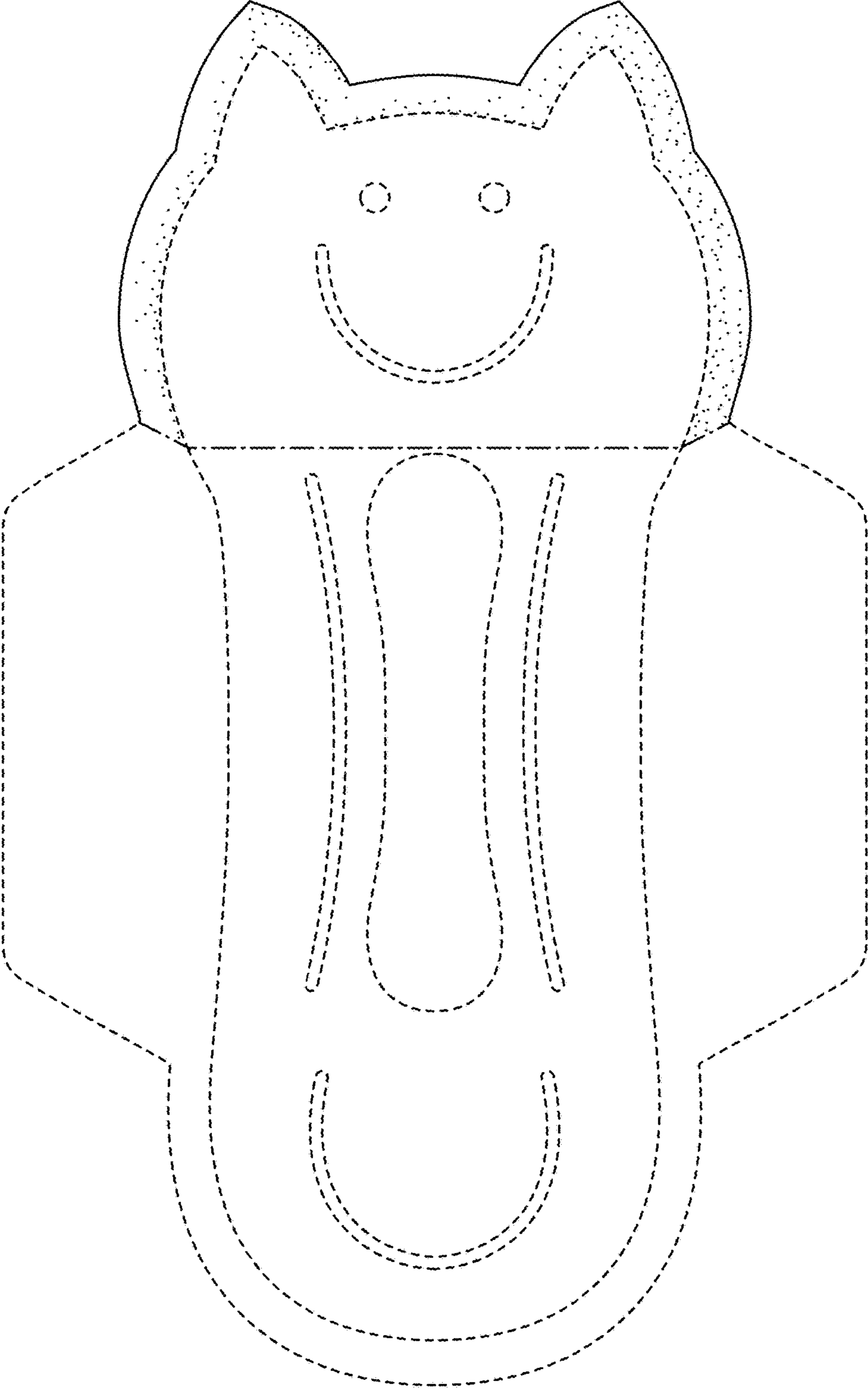


FIG. 2