

US00D792578S

(12) **United States Design Patent** (10) **Patent No.:** **US D792,578 S**
Jones et al. (45) **Date of Patent:** **** Jul. 18, 2017**

(54) **INJECTOR**

CPC A61M 5/2033; A61M 2005/206
See application file for complete search history.

(71) Applicant: **Pfizer Limited**, Kent (GB)

(56) **References Cited**

(72) Inventors: **Dawn Jones**, Sawbridgeworth (GB);
David Pearce, Lilley (GB); **Simon Wilson**, Kedington (GB)

U.S. PATENT DOCUMENTS

D287,877 S 1/1987 Holewinski et al.
4,974,603 A * 12/1990 Jacobs A61B 5/15003
128/919

(73) Assignee: **Pfizer Limited** (GB)

D401,324 S 11/1998 Hjertman et al.
D439,985 S 4/2001 Sanner

(**) Term: **15 Years**

(Continued)

(21) Appl. No.: **29/576,965**

FOREIGN PATENT DOCUMENTS

(22) Filed: **Sep. 8, 2016**

EM 002211219-0001 3/2013
EM 002211219-0002 3/2013

(Continued)

Related U.S. Application Data

(62) Division of application No. 29/497,847, filed on Jul. 29, 2014.

OTHER PUBLICATIONS

Design U.S. Appl. No. 29/468,090 of Dawn Jones for "Injector", filed Sep. 26, 2013.

(30) **Foreign Application Priority Data**

Feb. 5, 2014 (EM) 002398792-0001
Feb. 5, 2014 (EM) 002398792-0002
Feb. 5, 2014 (EM) 002398792-0003
Feb. 5, 2014 (EM) 002398792-0004
Feb. 5, 2014 (EM) 002398792-0005
Feb. 5, 2014 (EM) 002398792-0006

Primary Examiner — David Muller

Assistant Examiner — Nathan Johnston

(74) *Attorney, Agent, or Firm* — Saidman DesignLaw Group, LLC

(51) **LOC (10) Cl.** **24-02**

(52) **U.S. Cl.**

USPC **D24/113**

(58) **Field of Classification Search**

USPC D24/112-114, 133, 186, 104, 127-131;
606/181, 185; 604/264, 272, 115, 232,
604/187, 158, 164.08, 192, 263, 163, 181,
604/184, 198, 227; 600/101, 139, 143;
128/200.24, 207.14, 207.15

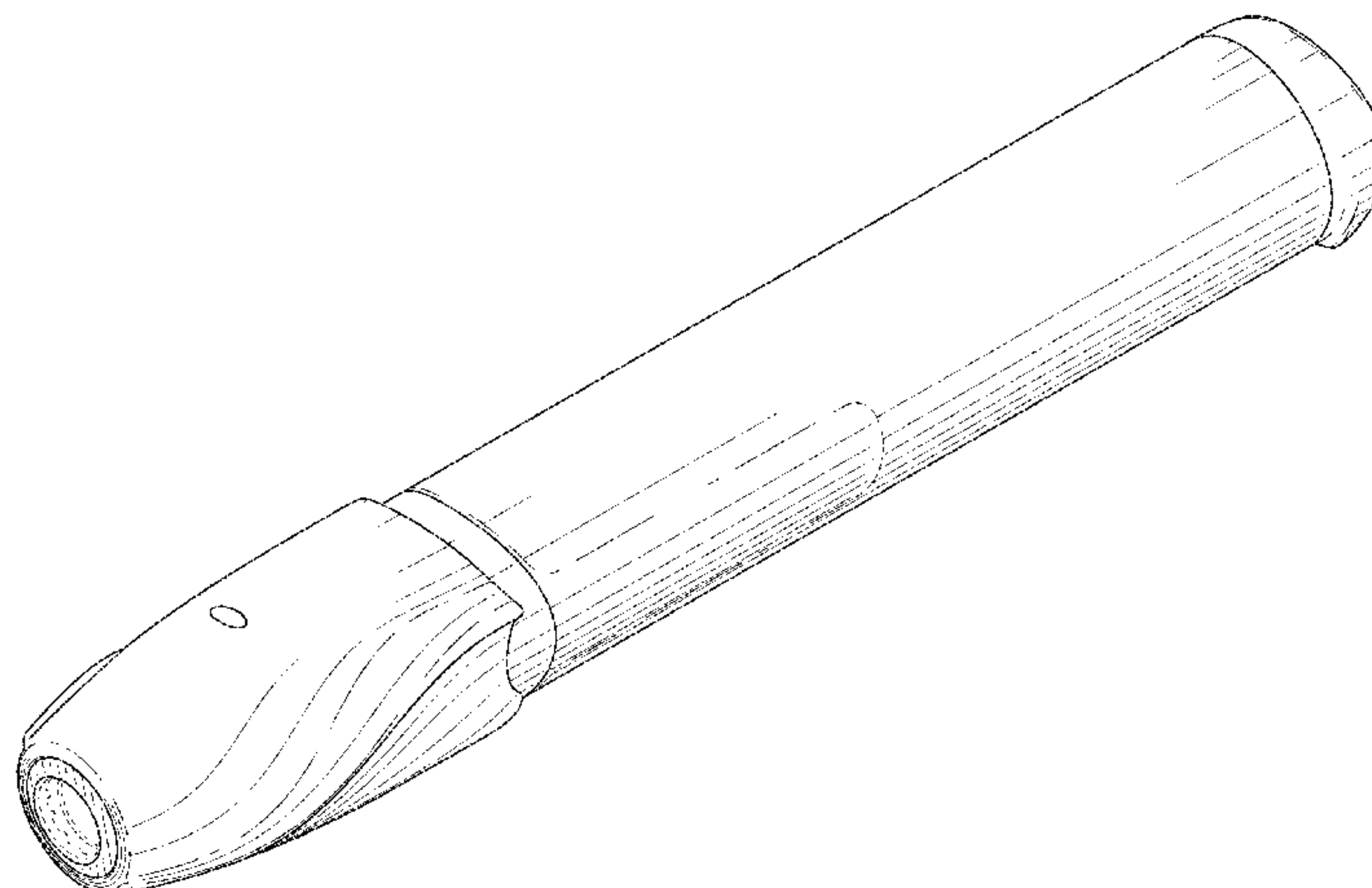
(57) **CLAIM**

The ornamental design for an injector, as shown and described.

DESCRIPTION

FIG. 1 is a perspective view of an injector showing our new design;
FIG. 2 is a front elevation view thereof;
FIG. 3 is a rear elevation view thereof;
FIG. 4 is a top plan view thereof;
FIG. 5 is a bottom plan view thereof;
FIG. 6 is a left side elevation view thereof; and,
FIG. 7 is a right side elevation side view thereof.

(Continued)



The drawings include light grey shade lines that represent contour and not surface ornamentation.

The broken lines illustrate structure or features which form no part of the claimed design.

1 Claim, 4 Drawing Sheets

(56)

References Cited

U.S. PATENT DOCUMENTS

D462,760 S	9/2002	Ahlgrim	
D479,603 S	9/2003	Tyce	
D479,747 S	9/2003	Bainton	
D540,465 S	4/2007	Bainton	
D548,835 S *	8/2007	Galbraith	D24/114
D555,609 S	11/2007	Galbraith	
D584,409 S *	1/2009	Miller	D24/130
7,695,454 B2	4/2010	Barron et al.	
D619,702 S	7/2010	Galbraith	
D622,374 S *	8/2010	Julian	D24/113
D624,238 S	9/2010	Turner	
D627,061 S *	11/2010	Van der Stappen	D24/113
D628,690 S *	12/2010	Galbraith	D24/114
D657,867 S	4/2012	Effenberger	
D676,546 S *	2/2013	Lovell	D24/113

D676,547 S *	2/2013	Quinn	D24/113
D676,957 S	2/2013	Schneider et al.	
D679,322 S *	4/2013	Martin	D19/168
D688,790 S	8/2013	Guarraia et al.	
D688,791 S	8/2013	Guarraia et al.	
D688,792 S *	8/2013	Guarraia	D24/113
D690,806 S	10/2013	Nakayama et al.	
D696,771 S	12/2013	Schneider et al.	
D696,773 S	12/2013	Schneider et al.	
D703,314 S	4/2014	Schneider et al.	
D707,351 S	6/2014	Kunze	
D714,932 S	10/2014	Hall et al.	
D717,941 S	11/2014	Mach et al.	
D758,570 S *	6/2016	Wohlfahrt	D24/113
D770,038 S *	10/2016	Ahlgrim	D24/113
2004/0097883 A1 *	5/2004	Roe	A61M 5/31541 604/207
2012/0283696 A1	11/2012	Cronenberg et al.	
2014/0243753 A1	8/2014	Bostrom	
2014/0336589 A1	11/2014	Sund et al.	
2014/0364812 A1	12/2014	Lumme et al.	

FOREIGN PATENT DOCUMENTS

EM	002211219-0003	3/2013
EM	002211219-0004	3/2013
EM	002211219-0005	3/2013
EM	002211219-0006	3/2013

* cited by examiner

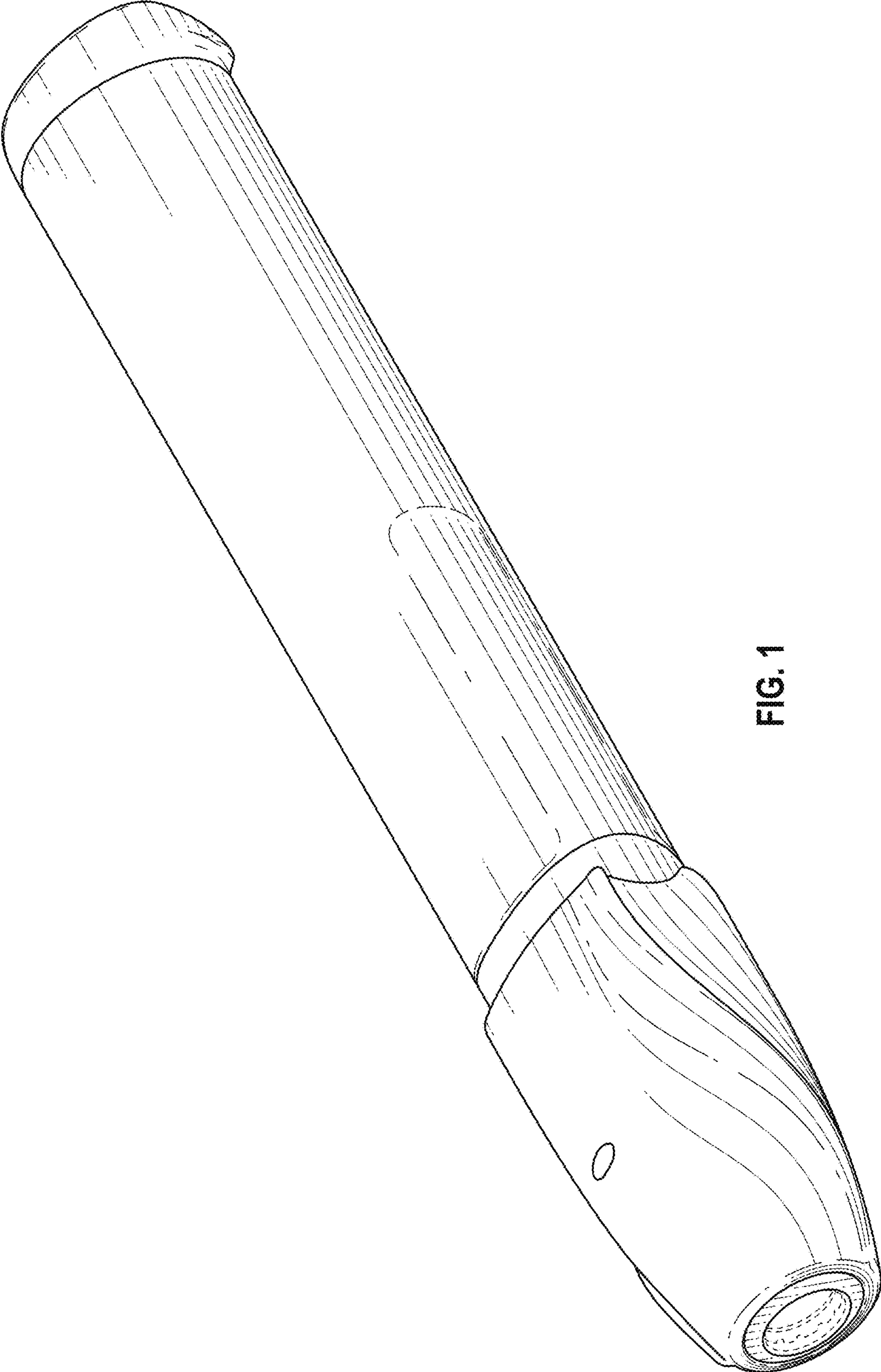


FIG. 1

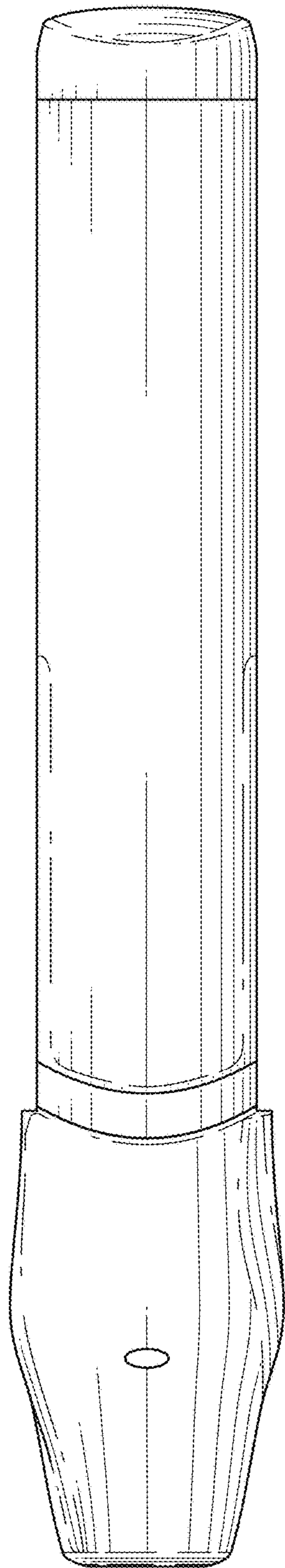


FIG. 2

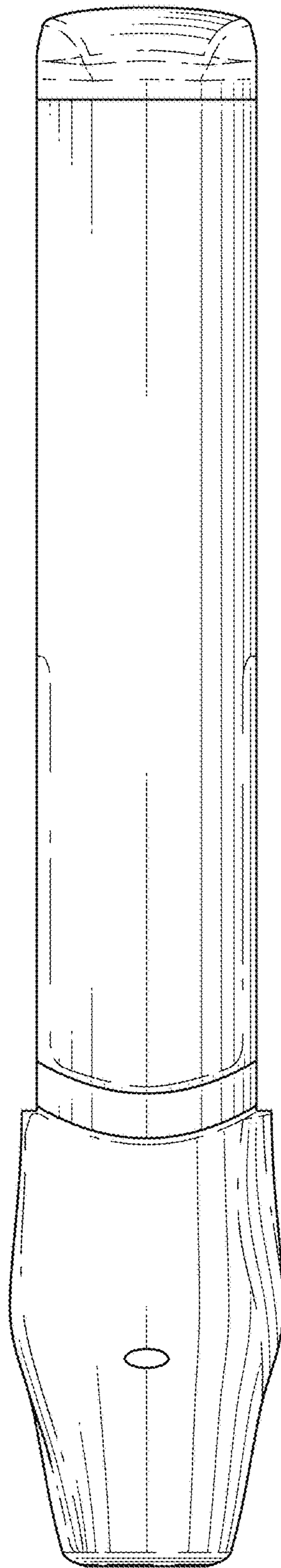


FIG. 3

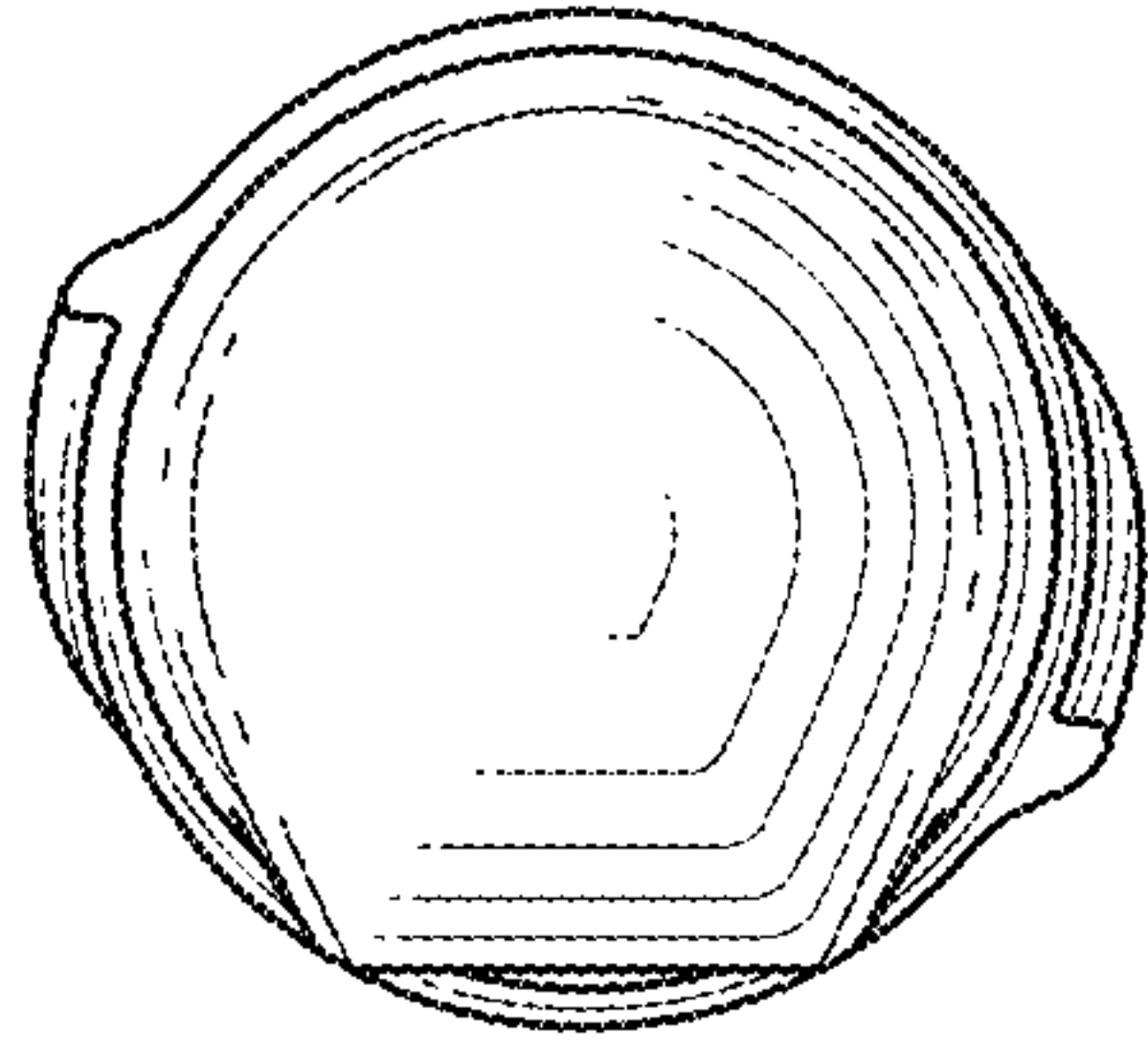


FIG. 4

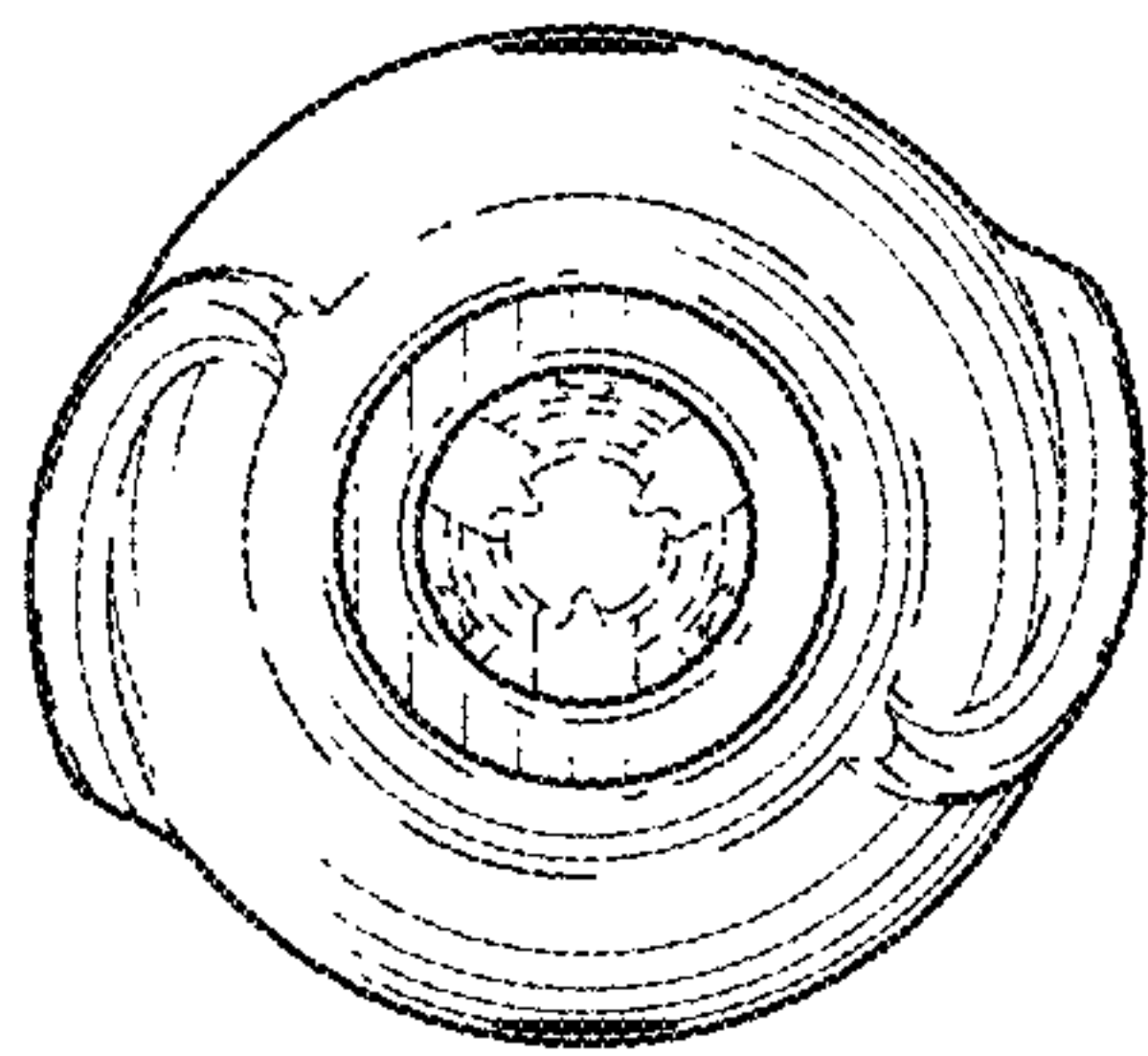


FIG. 5

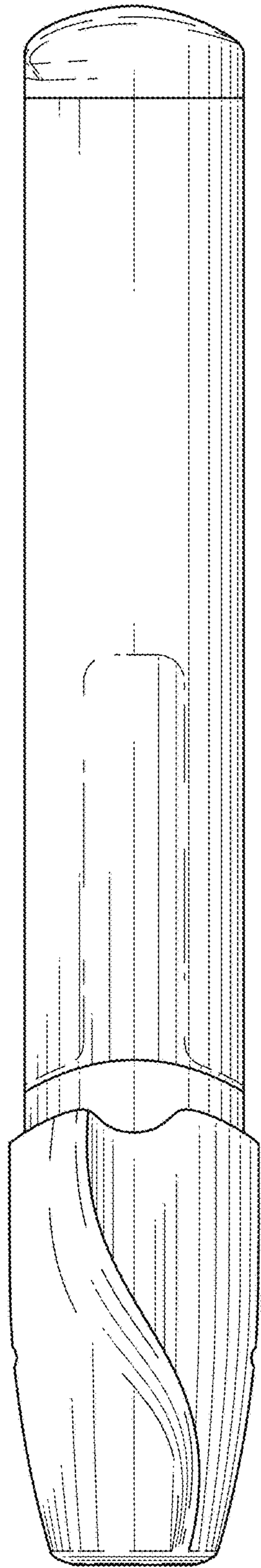


FIG. 6

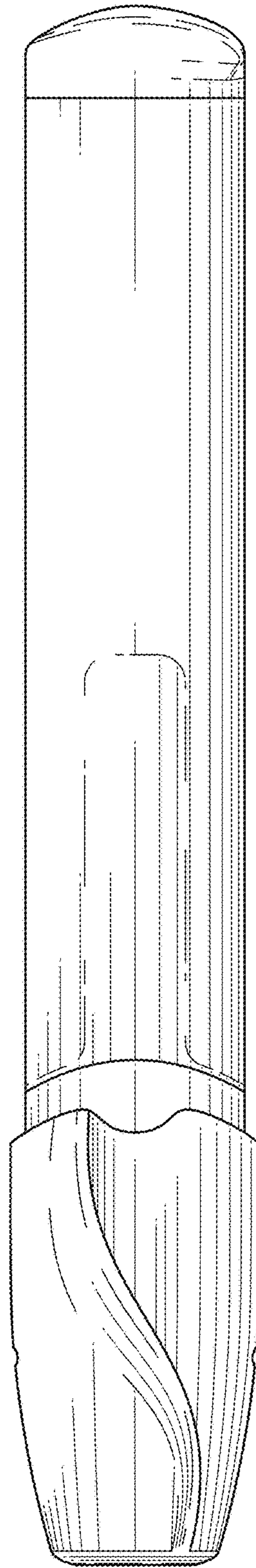


FIG. 7