

US00D792569S

(12) **United States Design Patent**  
**Daley et al.**

(10) **Patent No.:** **US D792,569 S**  
(45) **Date of Patent:** **\*\* Jul. 18, 2017**

- (54) **SCENTED DISC**
- (71) Applicant: **My Clever Dog Pty Ltd**, Largs Bay (AU)
- (72) Inventors: **Justin Anthony Daley**, Largs Bay (AU); **George Giles Campbell**, Brighton (AU)
- (73) Assignee: **My Clever Dog Pty. Ltd.**, Largs Bay (AU)
- (\*\*) Term: **15 Years**
- (21) Appl. No.: **29/537,002**
- (22) Filed: **Aug. 21, 2015**
- (51) **LOC (10) Cl.** ..... **28-99**
- (52) **U.S. Cl.**  
USPC ..... **D23/366**
- (58) **Field of Classification Search**  
USPC ..... D23/355-369; D28/5, 6; 261/DIG. 17, 261/DIG. 42, DIG. 47, DIG. 55, DIG. 65, 261/DIG. 70, DIG. 88, DIG. 89; 392/386, 392/389, 394, 395, 403; 239/34, 44, 45, 239/53, 56; D9/522, 549, 556; D8/399; D7/553.4, 553.8, 357; D11/222  
CPC ... A61L 9/02; A61L 9/03; A61L 9/034; A61L 9/04; A61L 9/12; A61L 9/032; A61L 9/122; A61L 9/127; A61L 9/22  
See application file for complete search history.

- 5,475,895 A \* 12/1995 Gain ..... B25G 1/102 16/421
- D415,664 S \* 10/1999 Rapoport ..... D8/21
- D439,321 S \* 3/2001 Matthew ..... D23/366
- D520,856 S \* 5/2006 Osiecki ..... D8/312
- D556,007 S \* 11/2007 Hung ..... D8/107
- D597,648 S \* 8/2009 Heflin, III ..... D23/367
- D604,826 S \* 11/2009 Lesniak ..... D23/367
- D614,279 S \* 4/2010 Lesniak ..... D23/367
- D681,792 S \* 5/2013 Heflin, III ..... D23/367
- D717,207 S \* 11/2014 Fondas ..... D11/222
- D747,183 S \* 1/2016 Davidson ..... D8/397

\* cited by examiner

*Primary Examiner* — Sandra Snapp

(74) *Attorney, Agent, or Firm* — Hansen IP Law PLLC

(57) **CLAIM**

The ornamental design for a scented disc, as shown and described.

**DESCRIPTION**

FIG. 1 is a plan view of a first side of a scented disc in accordance with a preferred embodiment of the claimed design;  
 FIG. 2 is a perspective view of the first side thereof;  
 FIG. 3 is a side elevational view thereof;  
 FIG. 4 is a perspective view of a second side thereof; and,  
 FIG. 5 is a plan view of the second side thereof.  
 The broken line showing of concentric circles in FIGS. 4 and 5 is for the purpose of illustrating environmental structure and forms no part of the claimed design.

**1 Claim, 1 Drawing Sheet**

(56) **References Cited**

**U.S. PATENT DOCUMENTS**

- D193,291 S \* 7/1962 Fristoe ..... D6/592
- D322,309 S \* 12/1991 King ..... D23/367

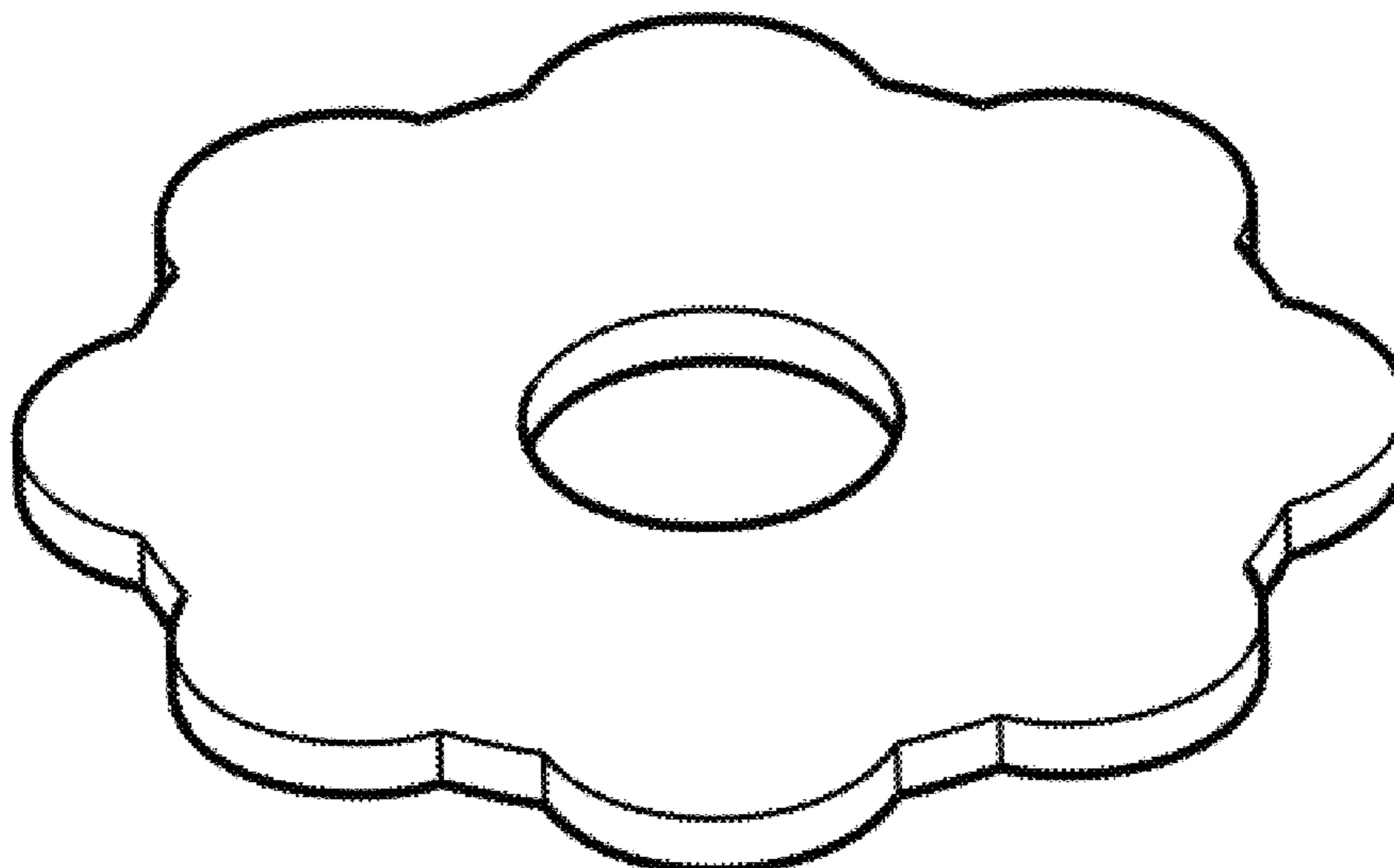


FIG. 1




FIG. 2

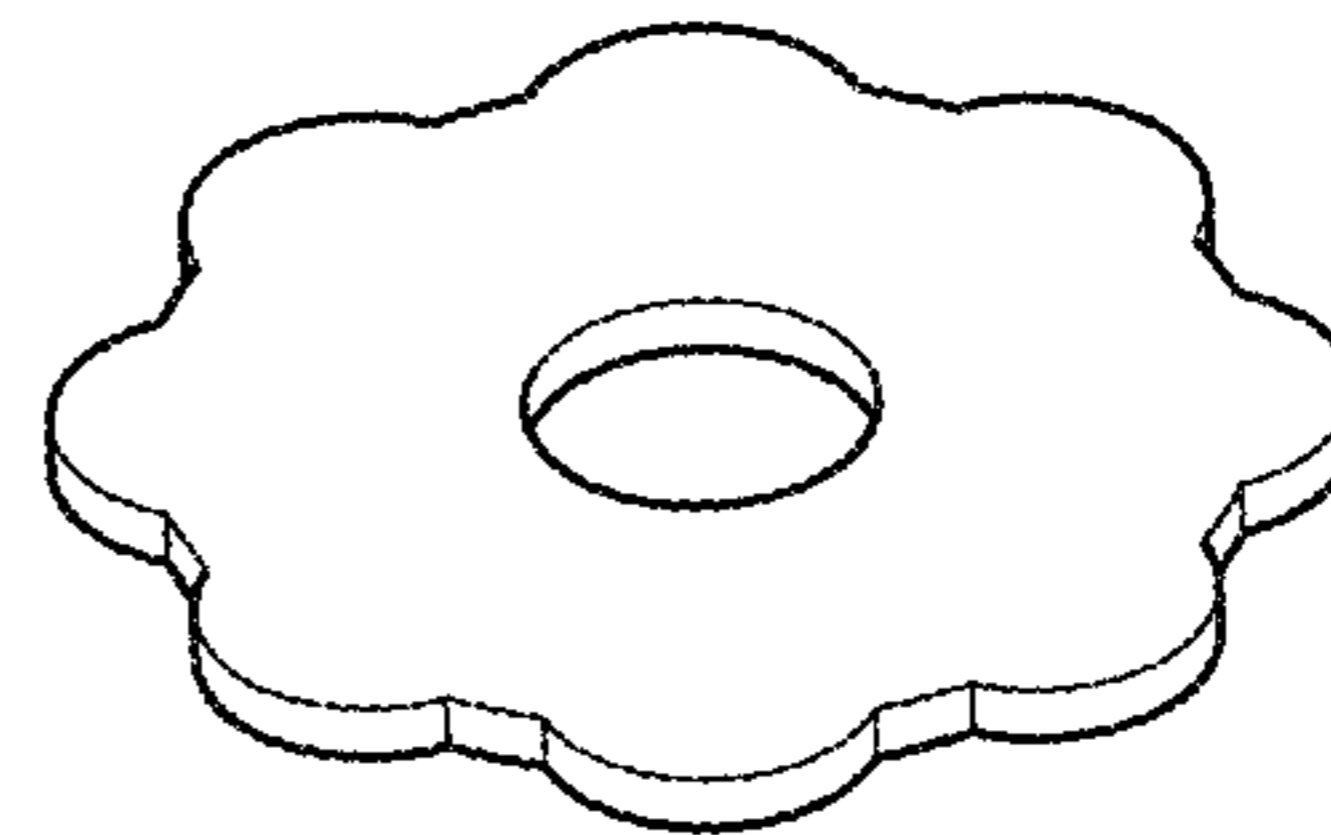


FIG. 3




FIG. 4

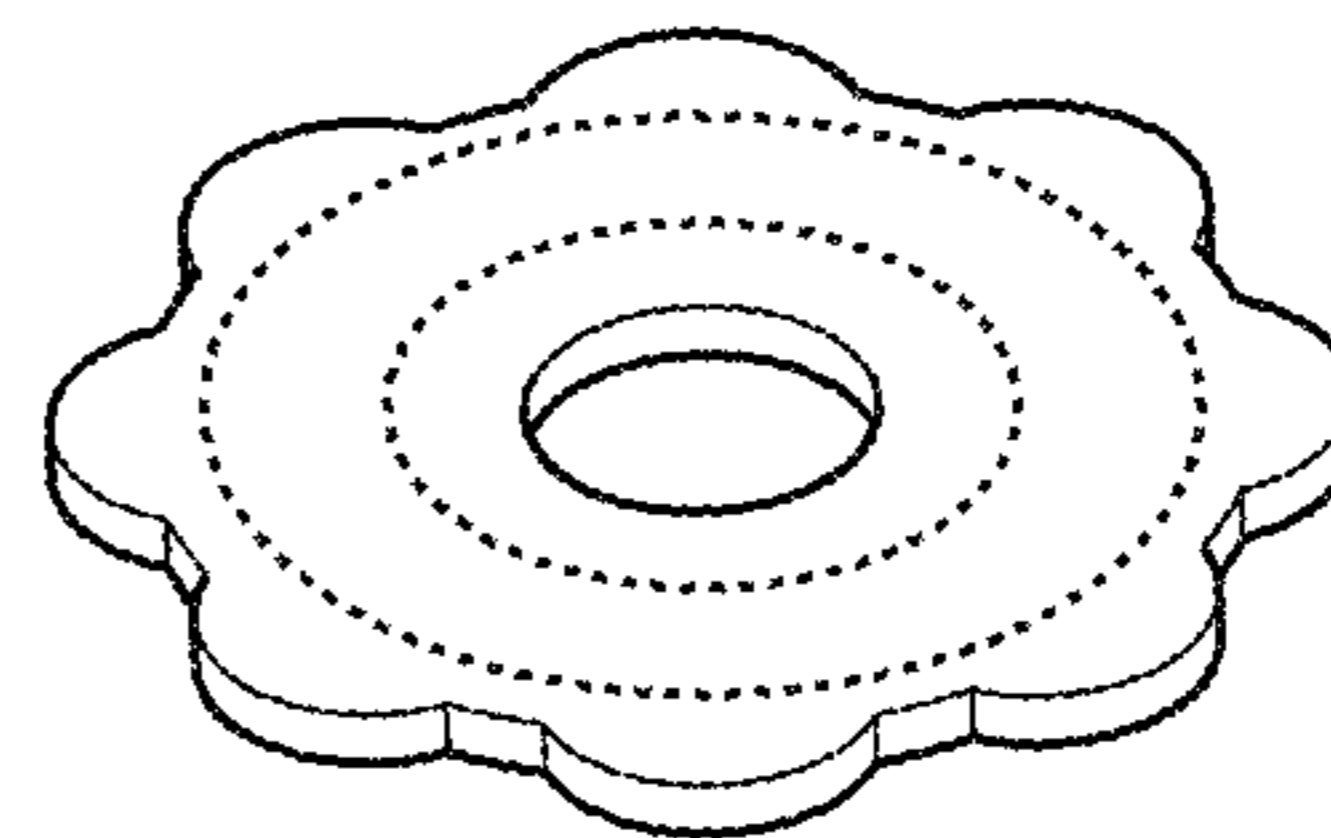


FIG. 5

