



US00D792556S

(12) **United States Design Patent** (10) **Patent No.:** **US D792,556 S**
Hegdahl et al. (45) **Date of Patent:** **** Jul. 18, 2017**

(54) **SPRAY GUN CUP RECEPTACLE**

FOREIGN PATENT DOCUMENTS

(71) Applicant: **3M INNOVATIVE PROPERTIES COMPANY**, St. Paul, MN (US)

CA 2466801 12/2004
NL 1033999 2/2009
WO WO 98/32539 7/1998

(72) Inventors: **Anna M. Hegdahl**, St. Paul, MN (US);
Stephen C. P. Joseph, Woodbury, MN (US);
Dominic M. Pitera, Woodbury, MN (US);
Eric O. Nyaribo, Woodbury, MN (US)

(Continued)

(73) Assignee: **3M INNOVATIVE PROPERTIES COMPANY**, Saint Paul, MN (US)

OTHER PUBLICATIONS

Graco, Instructions for "CanConnect-Handheld 1 Quart Can Adapter," Revised Feb. 2014.

(Continued)

(**) Term: **15 Years**

Primary Examiner — Robin V Webster

(74) *Attorney, Agent, or Firm* — Aleksander Medved

(21) Appl. No.: **29/532,555**

(57) **CLAIM**

(22) Filed: **Jul. 8, 2015**

The ornamental design for a spray gun cup receptacle, as shown and described.

(51) **LOC (10) Cl.** **23-01**

(52) **U.S. Cl.**
USPC **D23/225**

(58) **Field of Classification Search**
USPC D23/213, 202, 225; 239/302, 308, 310,
239/332-3

CPC B05B 7/2408; B05B 7/2421; B05B 9/0861
See application file for complete search history.

DESCRIPTION

(56) **References Cited**

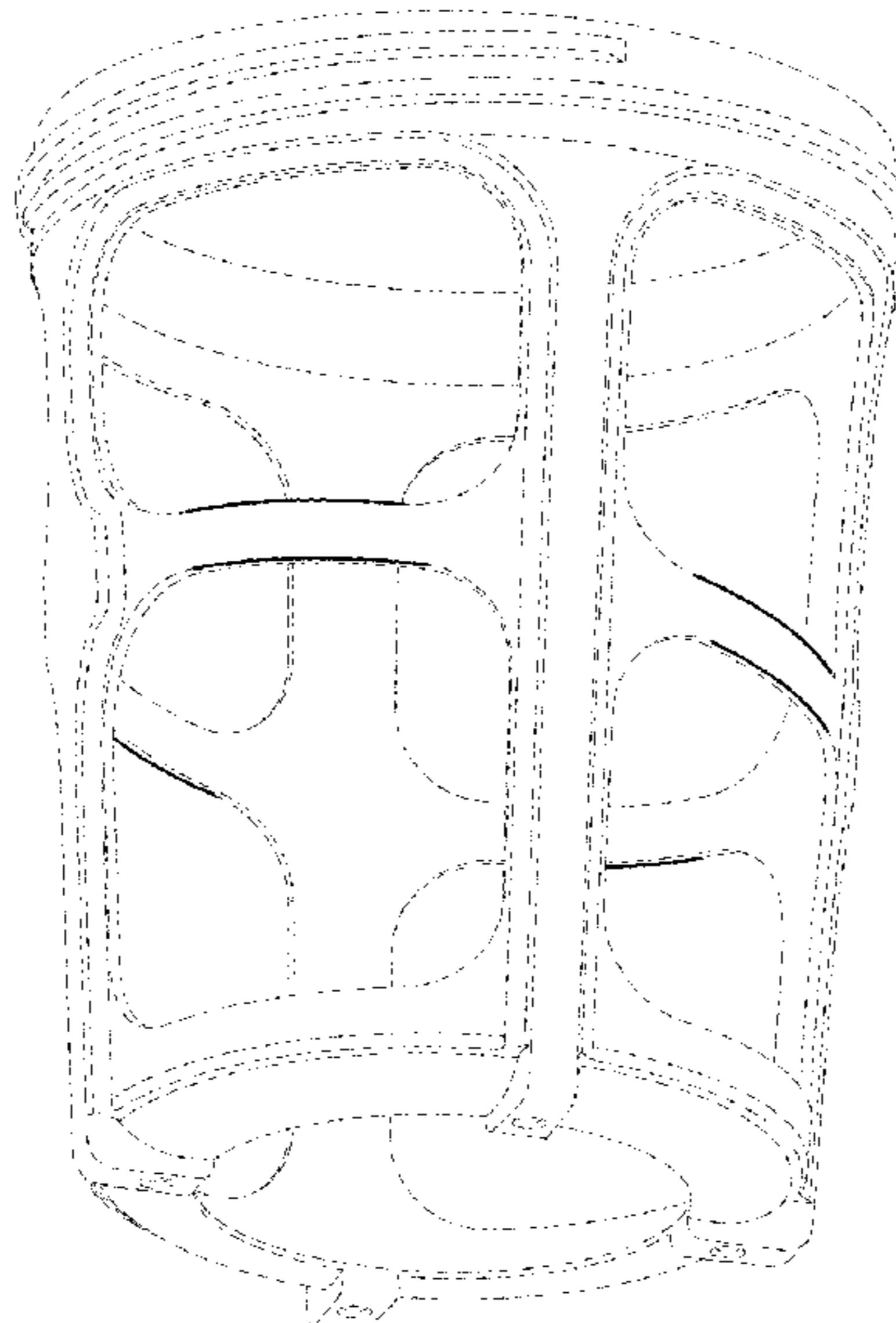
U.S. PATENT DOCUMENTS

7,188,785 B2 3/2007 Joseph
D574,926 S * 8/2008 Huang D23/225
7,416,140 B2 * 8/2008 Camilleri B05B 7/2478
222/105
7,810,744 B2 * 10/2010 Schmon B05B 7/2408
222/105
8,444,067 B2 5/2013 Schmon
D692,530 S * 10/2013 Gehrung D23/225
8,857,649 B2 10/2014 Buchholz
9,174,231 B2 11/2015 Shultz
2004/0256484 A1 12/2004 Joseph

FIG. 1 is a perspective view of a spray gun cup receptacle embodying the new design;
FIG. 2 is a front view of a spray gun cup receptacle embodying the new design;
FIG. 3 is a rear view of a spray gun cup receptacle embodying the new design;
FIG. 4 is a left side view of a spray gun cup receptacle embodying the new design;
FIG. 5 is a right side view of a spray gun cup receptacle embodying the new design;
FIG. 6 is a bottom view of a spray gun cup receptacle embodying the new design; and,
FIG. 7 is a top view of a spray gun cup receptacle embodying the new design.

The broken line showing of portions of the spray gun is included for the purpose of illustrating and forms no part of the claimed design.

1 Claim, 4 Drawing Sheets



(56)

References Cited

U.S. PATENT DOCUMENTS

2005/0092770 A1 5/2005 Yechouron
2013/0221130 A1 8/2013 Joseph

FOREIGN PATENT DOCUMENTS

WO WO 2005/018815 3/2005
WO WO 2017/007911 1/2017

OTHER PUBLICATIONS

Graco, XFORCE™ HD, Heavy Duty Cordless Airless Sprayer brochure, 4 pages, 2012.

Kenna, Eccentricity in Ellipses, Mathematics Magazine, Jan.-Feb. 1959, vol. 32, No. 3, pp. 133-135.

Rummy Recycling Technologies Inc., "Paint & Solvent Solutions" Photograph, scanned in Feb. 2006.

Rummy Recycling Technologies Inc., "Paint & Solvent Solutions" brochure with price list, 2004.

* cited by examiner

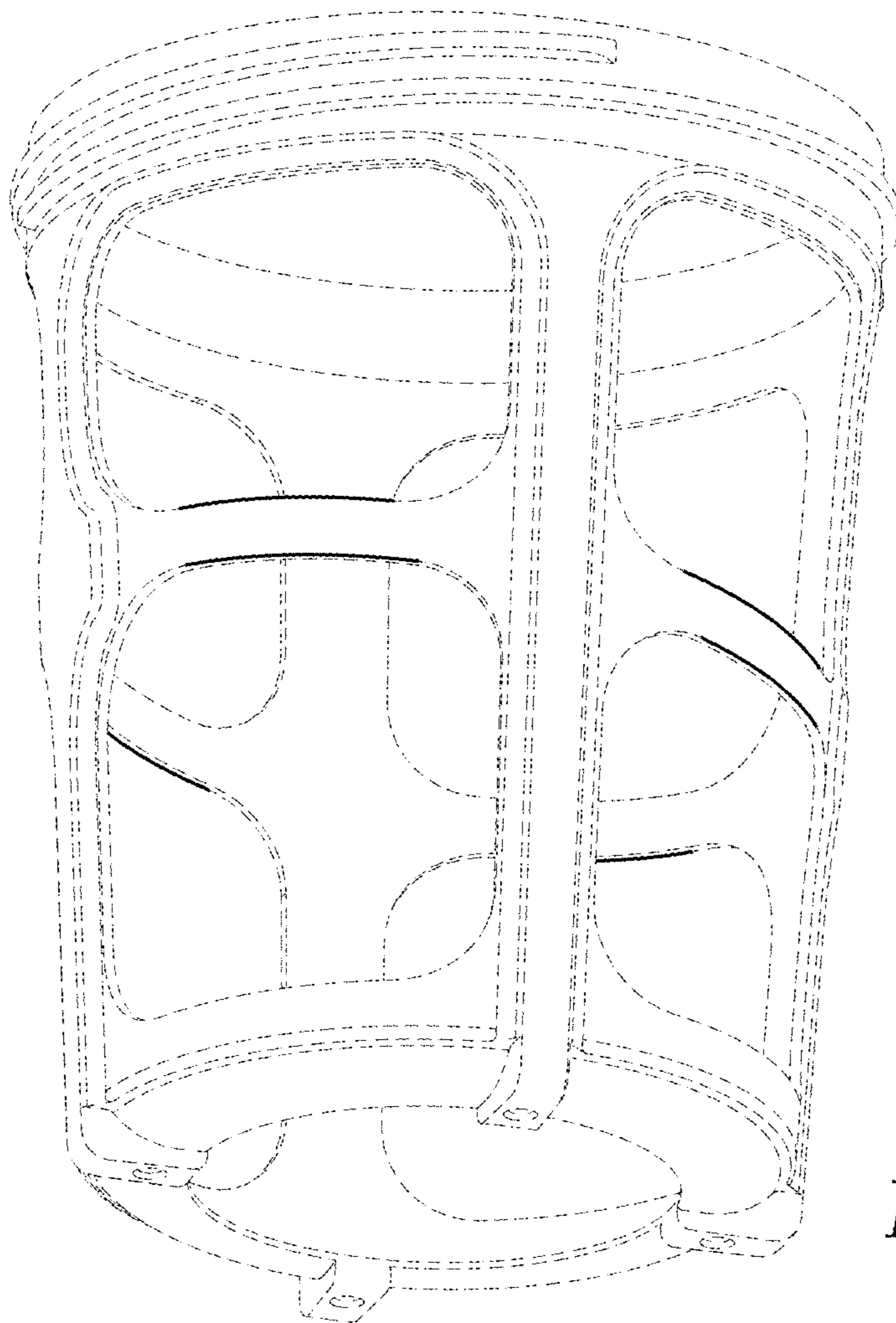


FIG. 1

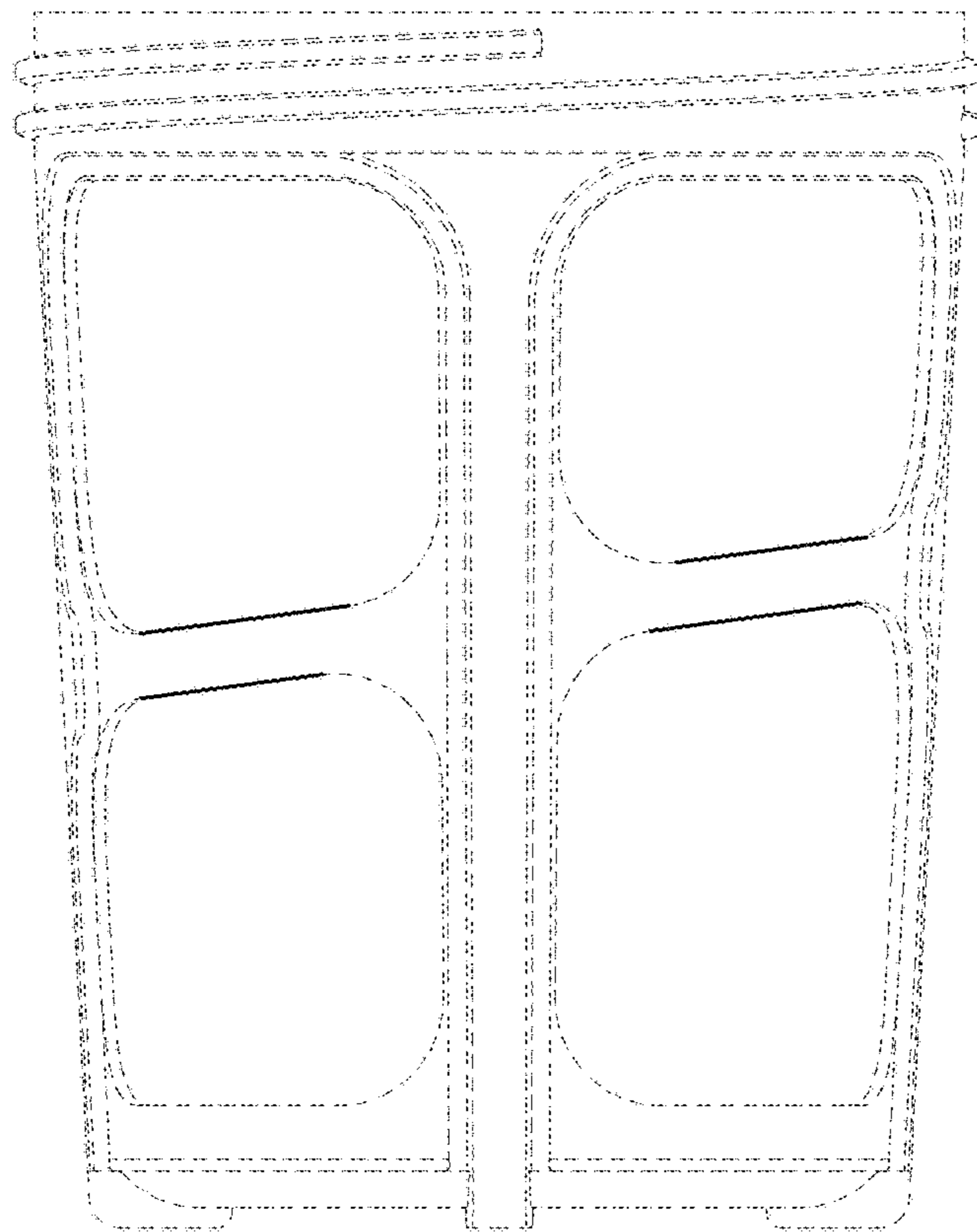


FIG. 2

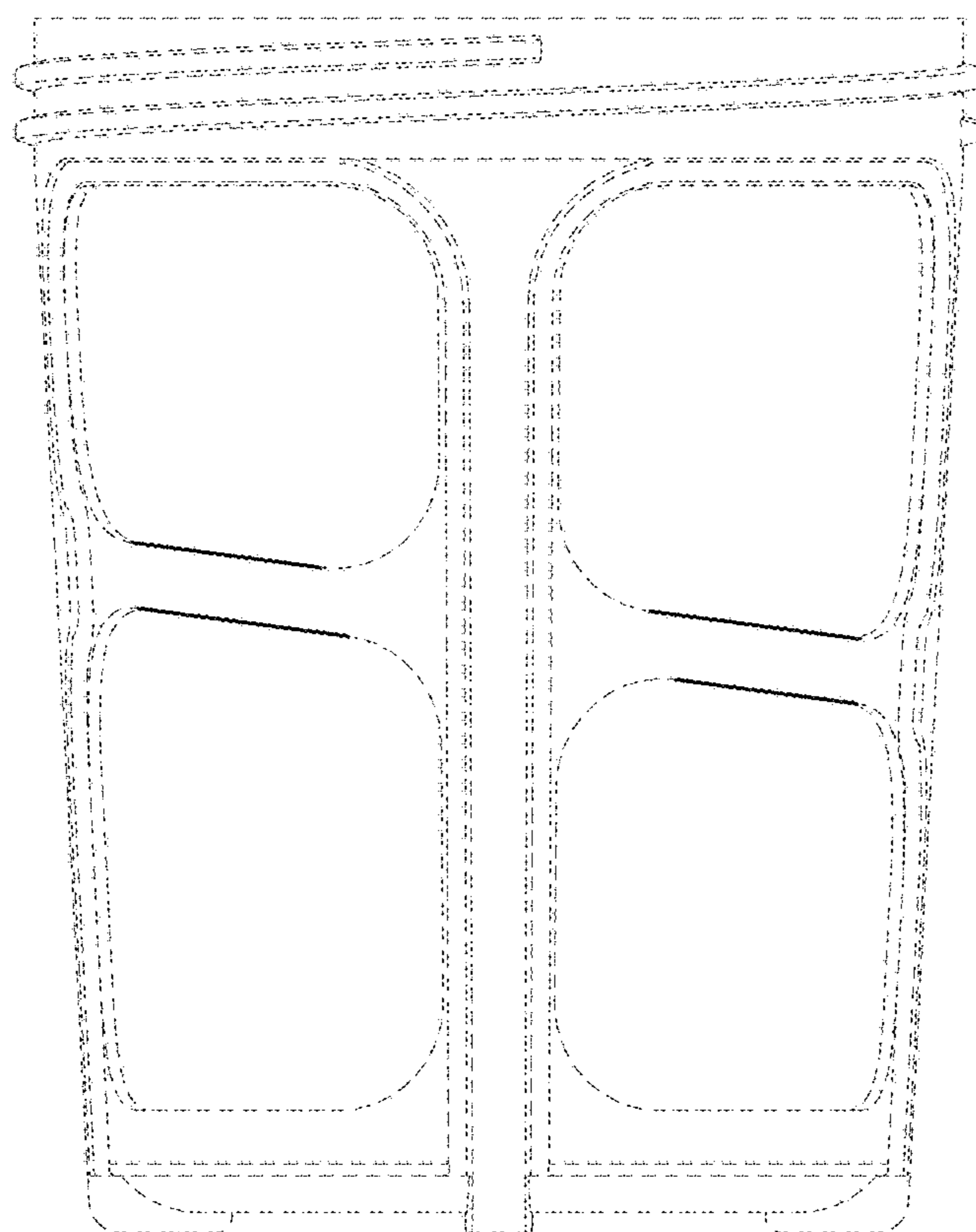


FIG. 3

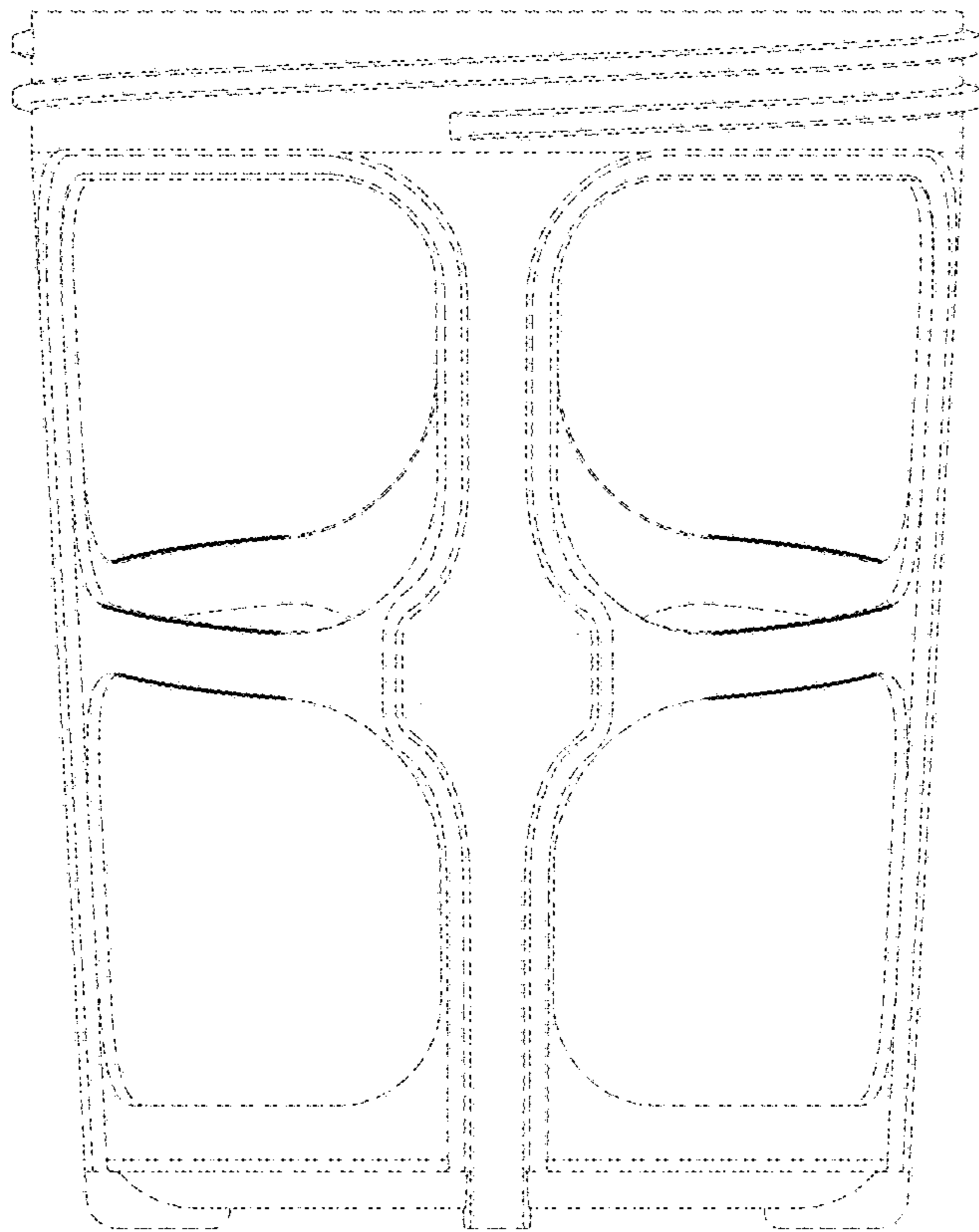


FIG. 4

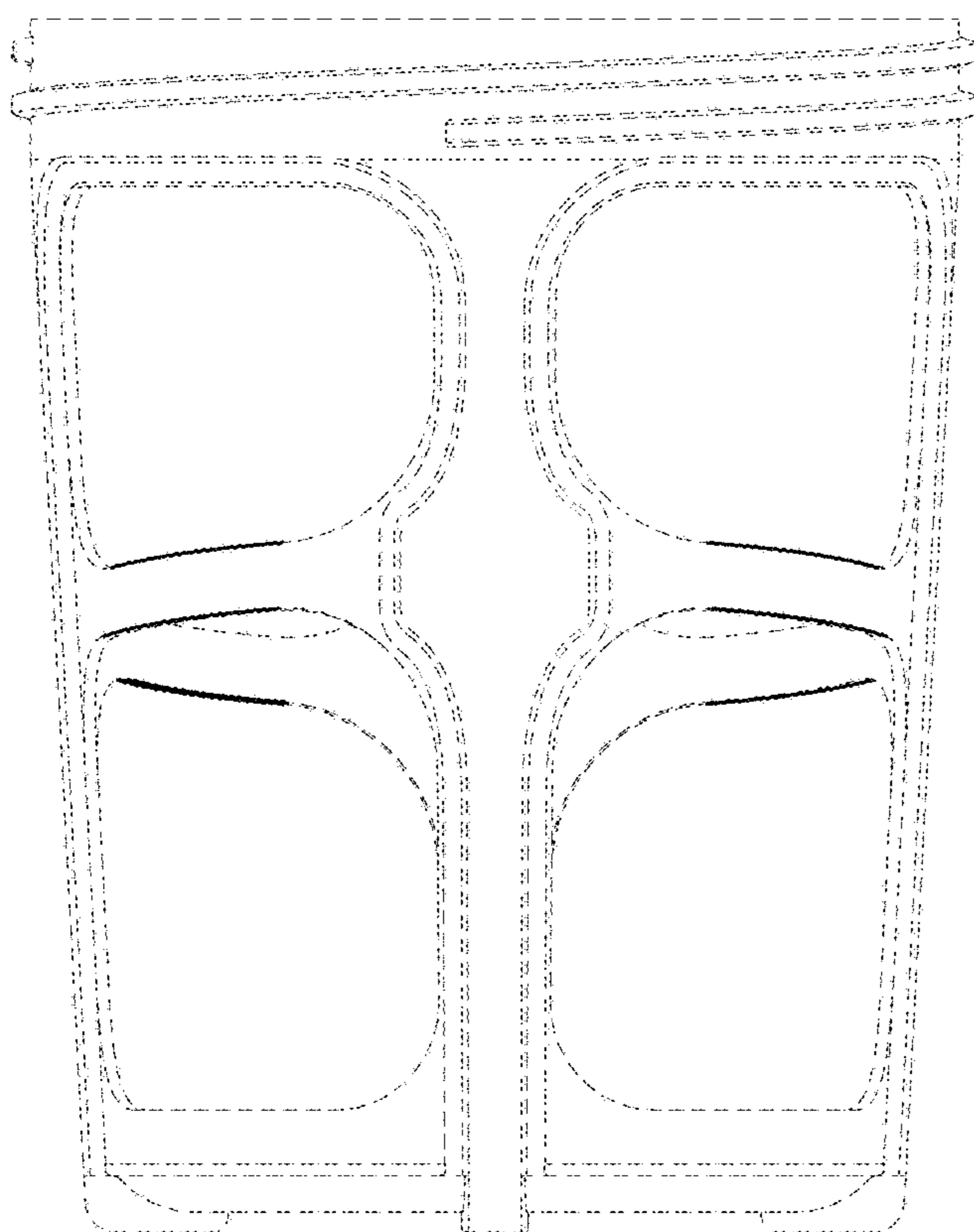


FIG. 5

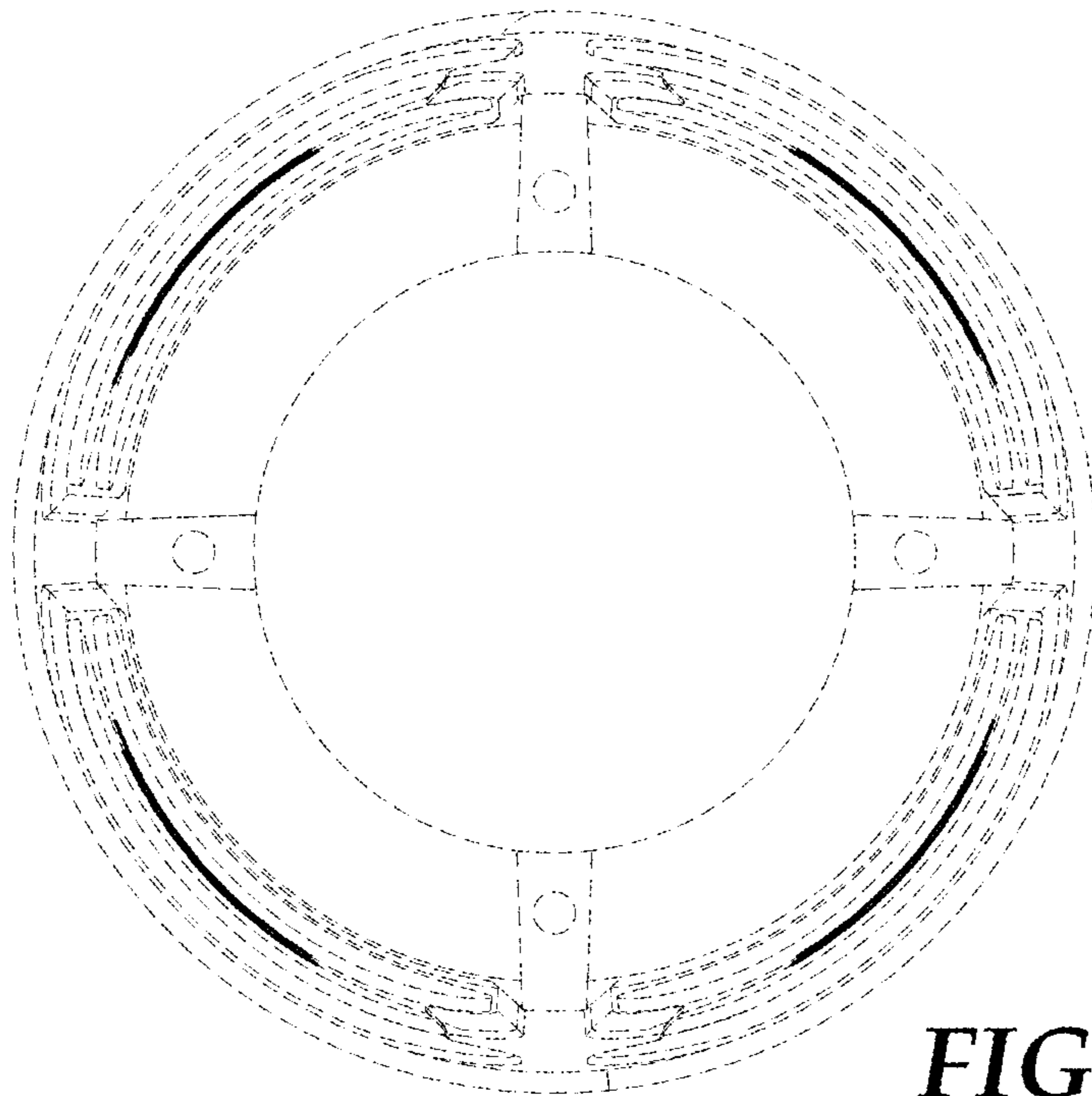


FIG. 6

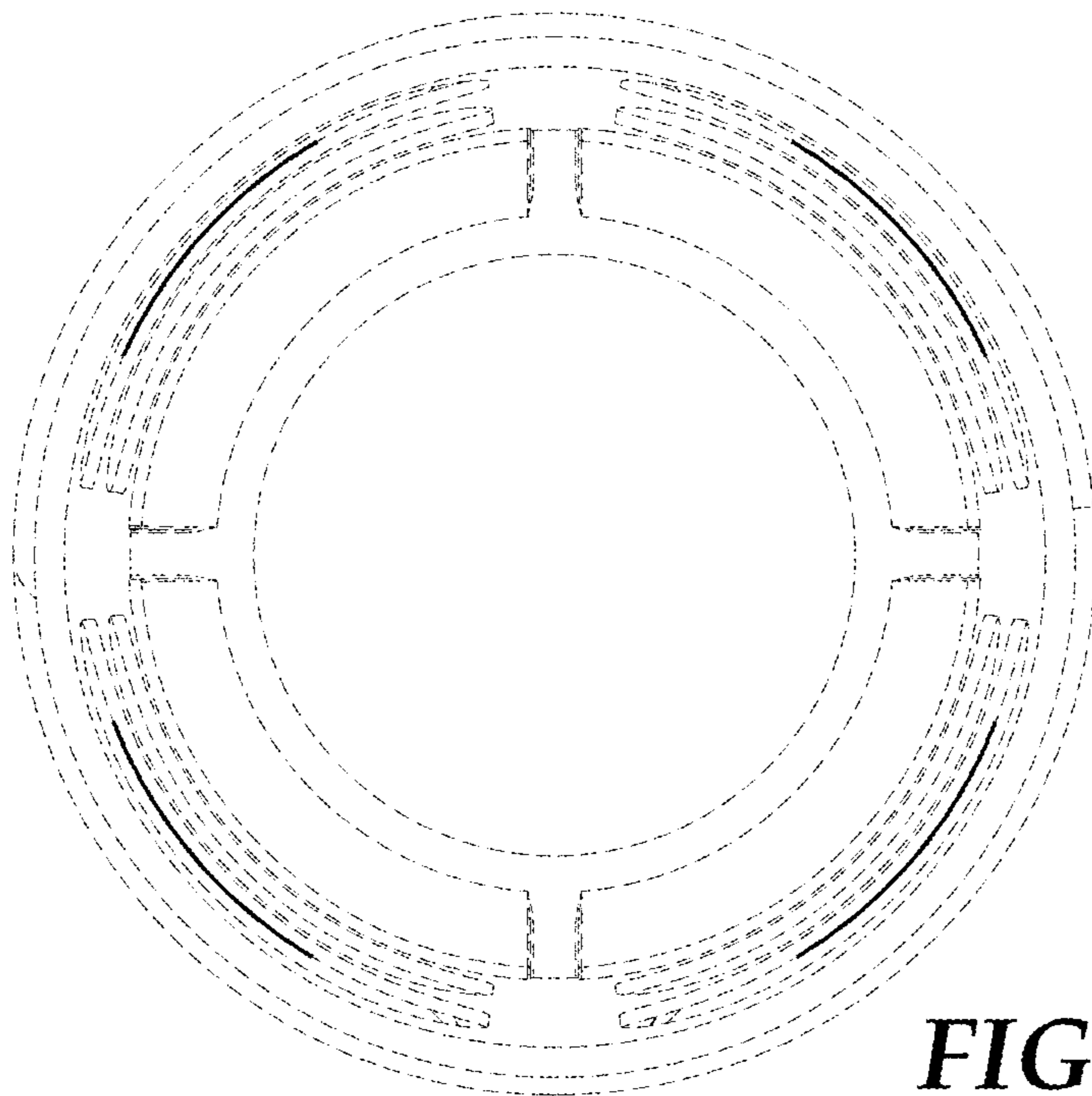


FIG. 7