

US00D792520S

(12) **United States Design Patent**
Hohman

(10) **Patent No.:** **US D792,520 S**
(45) **Date of Patent:** **** Jul. 18, 2017**

(54) **GAMING MACHINE TOP BOX**
(71) Applicant: **AGS, LLC**, Las Vegas, NV (US)
(72) Inventor: **Kevin Hohman**, North Las Vegas, NV (US)

6,699,122 B1 * 3/2004 Osawa G07F 17/3267
463/16
D488,061 S * 4/2004 Jacobson D21/370
6,857,958 B2 * 2/2005 Osawa G07F 17/3267
463/20
D554,709 S * 11/2007 Young D21/370
D611,996 S * 3/2010 Shimizu D21/370

(73) Assignee: **AGS, LLC**, Las Vegas, NV (US)

(Continued)

(**) Term: **15 Years**

OTHER PUBLICATIONS

(21) Appl. No.: **29/540,383**

Big Red by AGS dated no date given. Found online [Feb. 23, 2017]
<http://www.playags.com/portfolio/big-red/>*

(22) Filed: **Sep. 23, 2015**

(Continued)

(51) **LOC (10) Cl.** **21-03**

Primary Examiner — Robert M Spear

(52) **U.S. Cl.**

Assistant Examiner — Ryan Harvey

USPC **D21/369**; D21/385

(74) *Attorney, Agent, or Firm* — Weide & Miller, Ltd.

(58) **Field of Classification Search**

(57) **CLAIM**

USPC D21/369, 370, 371, 385, 329, 325, 394;
D14/307, 172, 129, 325, 401, 371, 126,
D14/439, 432, 450, 128, 375; 463/28,
463/13, 11, 16, 20, 25, 31, 46, 23, 30, 17,
463/36, 29, 42, 34, 32, 35, 19, 21, 22;
273/292, 203, 138.2, 143 R, 142 R, 138.1;
D19/60; D16/226; D8/335, 331, 334;
D26/14

The ornamental design for a gaming machine top box, as shown and described.

CPC G07F 17/32; G07F 17/34; G07F 17/3211;
G07F 17/3244; G07F 17/3267

DESCRIPTION

See application file for complete search history.

FIG. 1 is a front isometric view of a gaming machine top box in accordance with the present invention;
FIG. 2 is a top plan view of the gaming machine top box illustrated in FIG. 1;
FIG. 3 is a front elevation view of the gaming machine top box illustrated in FIG. 1;
FIG. 4 is a first side view of the gaming machine top box illustrated in FIG. 1;
FIG. 5 is a second side view of the gaming machine top box illustrated in FIG. 1;
FIG. 6 is a rear elevation view of the gaming machine top box illustrated in FIG. 1; and,
FIG. 7 is a bottom plan view of the gaming machine top box illustrated in FIG. 1.

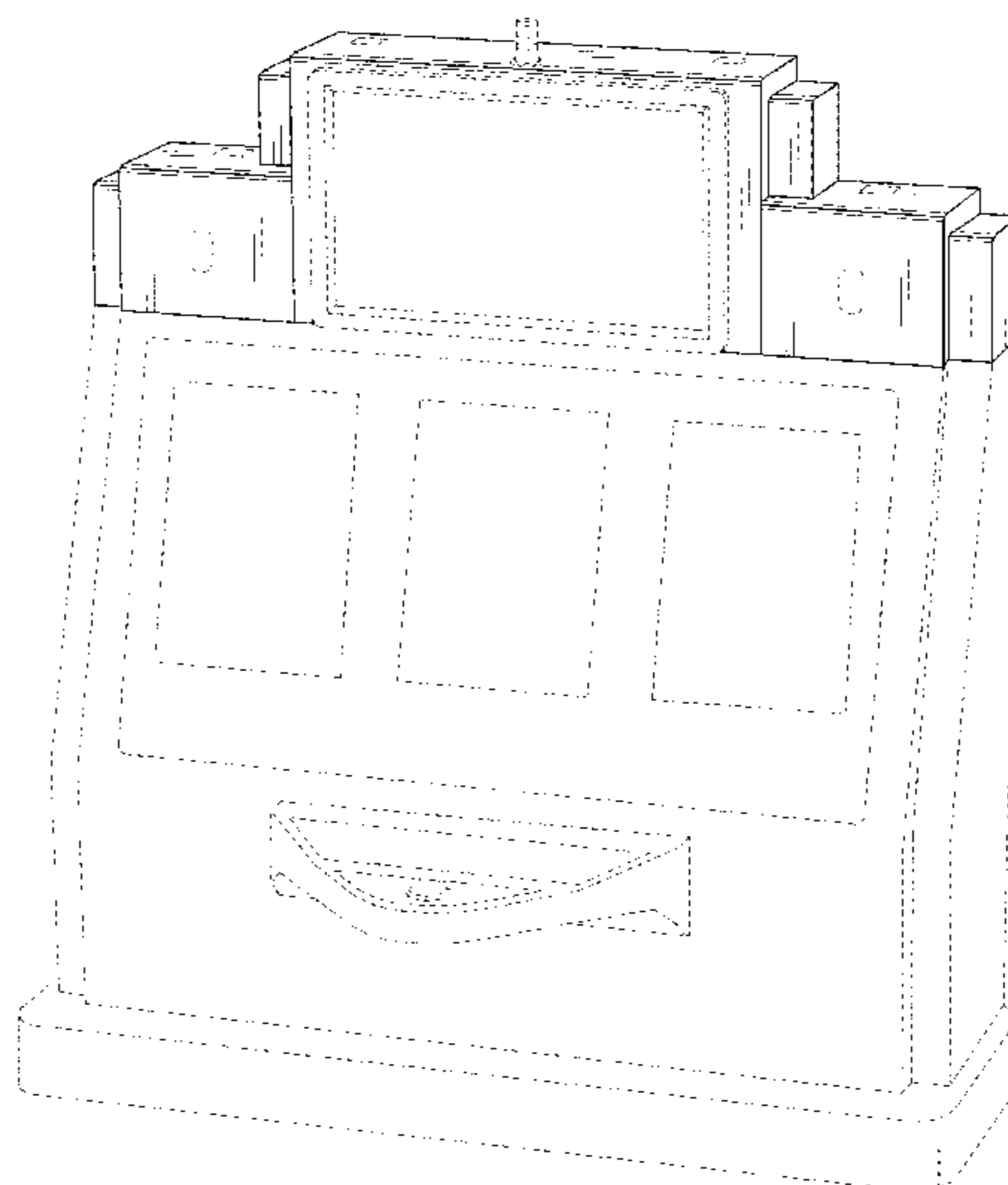
The portions of the design shown in dotted line are for reference only and form no portion of the claimed design.

(56) **References Cited**

U.S. PATENT DOCUMENTS

D361,516 S * 8/1995 Peersmann D10/6
D380,687 S * 7/1997 Hsu D10/6
D406,615 S * 3/1999 Griswold D21/370
D407,442 S * 3/1999 Thai D20/3
6,129,355 A * 10/2000 Hahn G07F 17/3213
273/138.1
6,626,761 B1 * 9/2003 Okada G07F 17/3227
463/16
6,695,697 B1 * 2/2004 Okada G07F 17/32
273/143 R

1 Claim, 3 Drawing Sheets



(56)

References Cited

U.S. PATENT DOCUMENTS

D616,042 S * 5/2010 Shimizu D21/370
D622,782 S * 8/2010 Chudek D21/385
D704,272 S * 5/2014 Kim D21/369
D706,359 S * 6/2014 Wudtke D21/369
2005/0096121 A1 * 5/2005 Gilliland G07F 17/32
463/20
2006/0030392 A1 * 2/2006 Rodgers G07F 17/3265
463/16
2006/0199638 A1 * 9/2006 Walker G07F 17/3213
463/30

OTHER PUBLICATIONS

Photographs of Big Red slot machine; AGS, LLC; placed in use at the Thunder Valley Casino in CA, circa Jun. 2011.

* cited by examiner

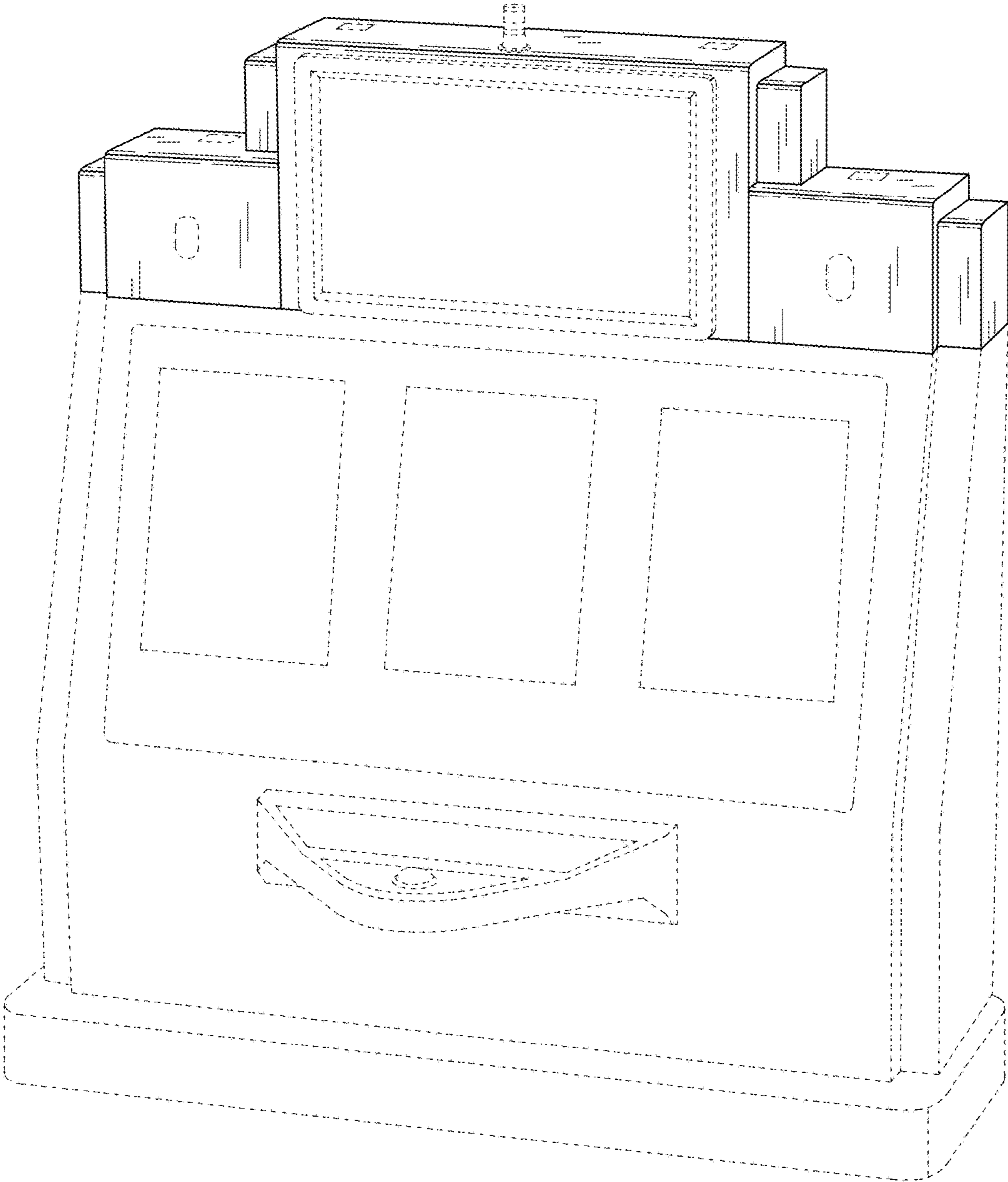


FIG. 1

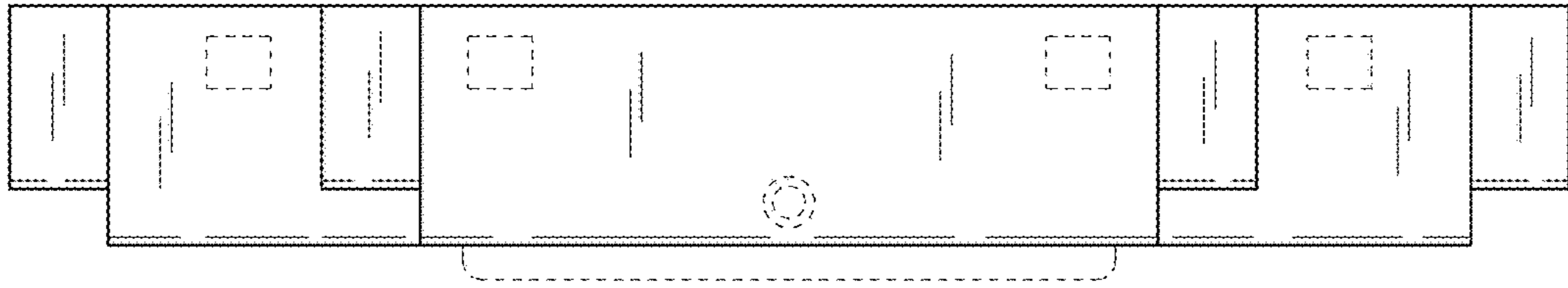


FIG. 2

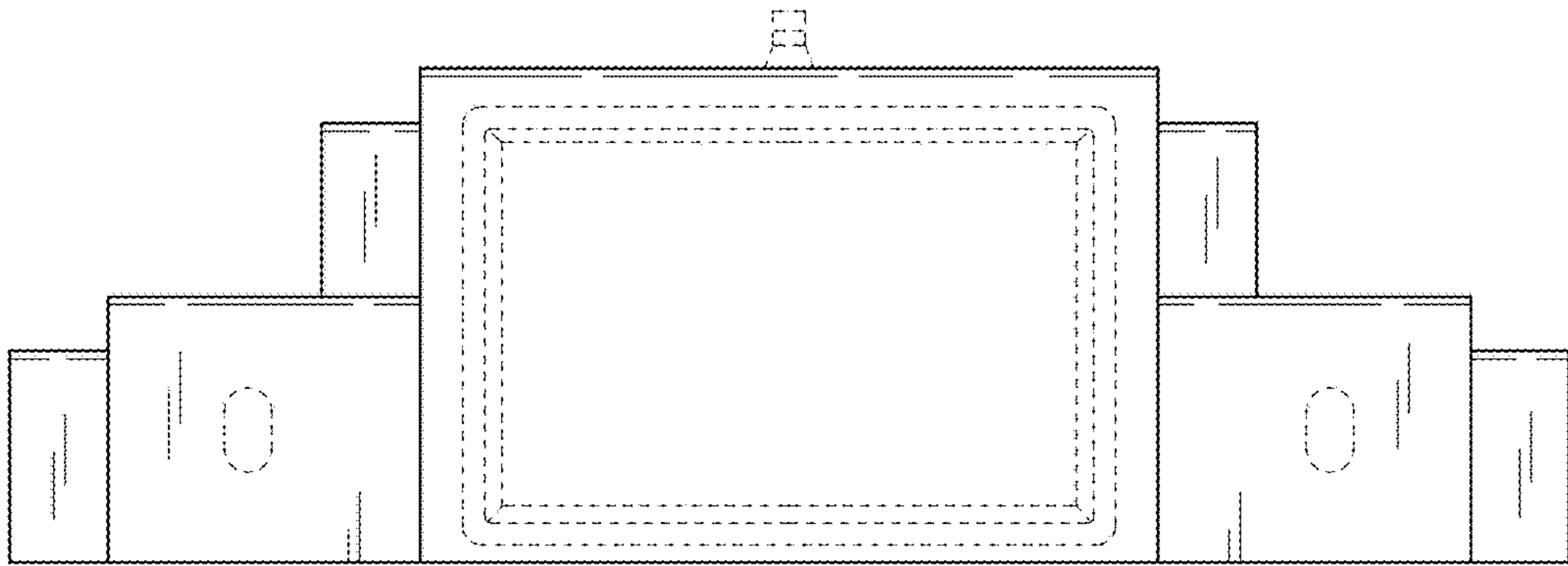


FIG. 3

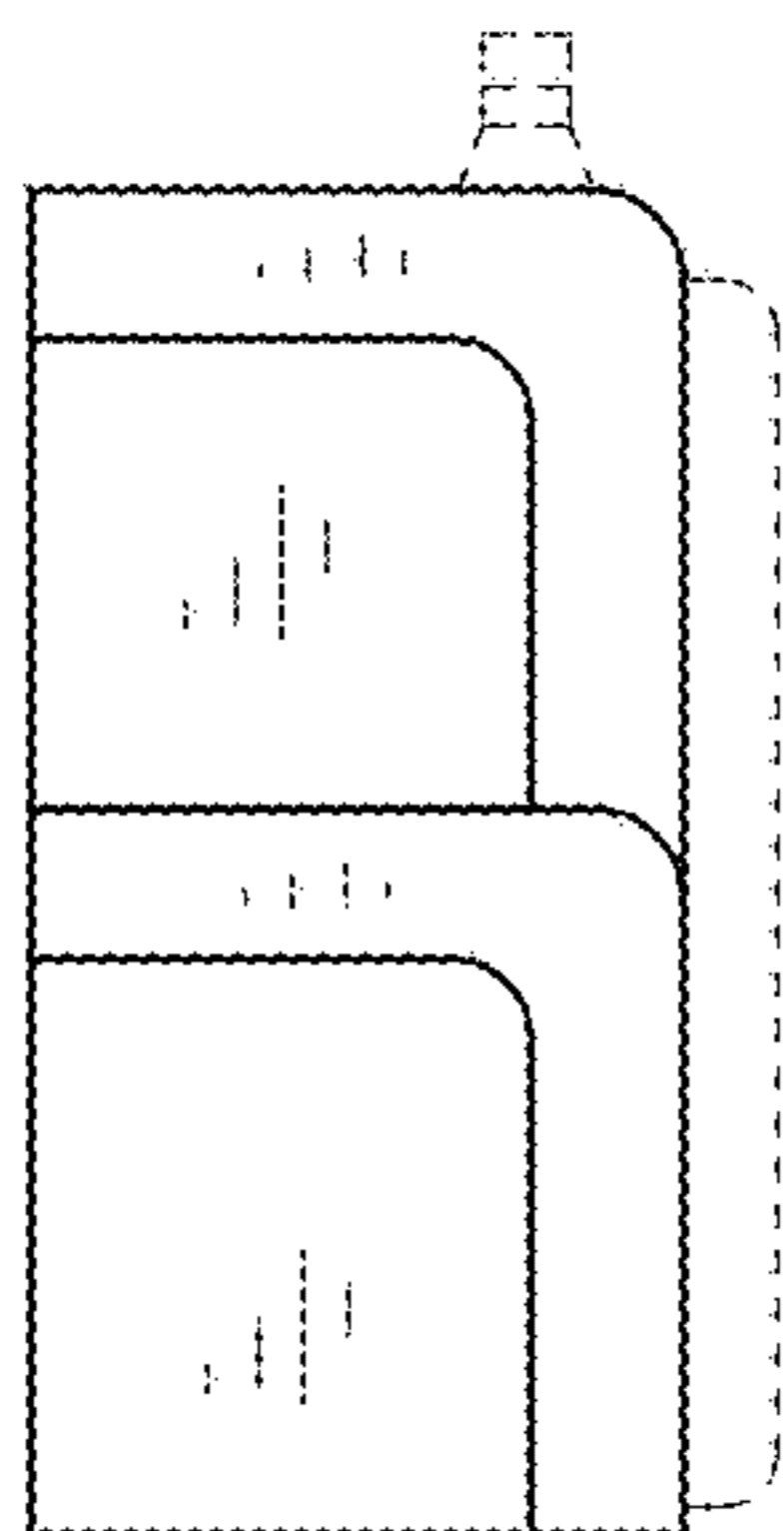


FIG. 4

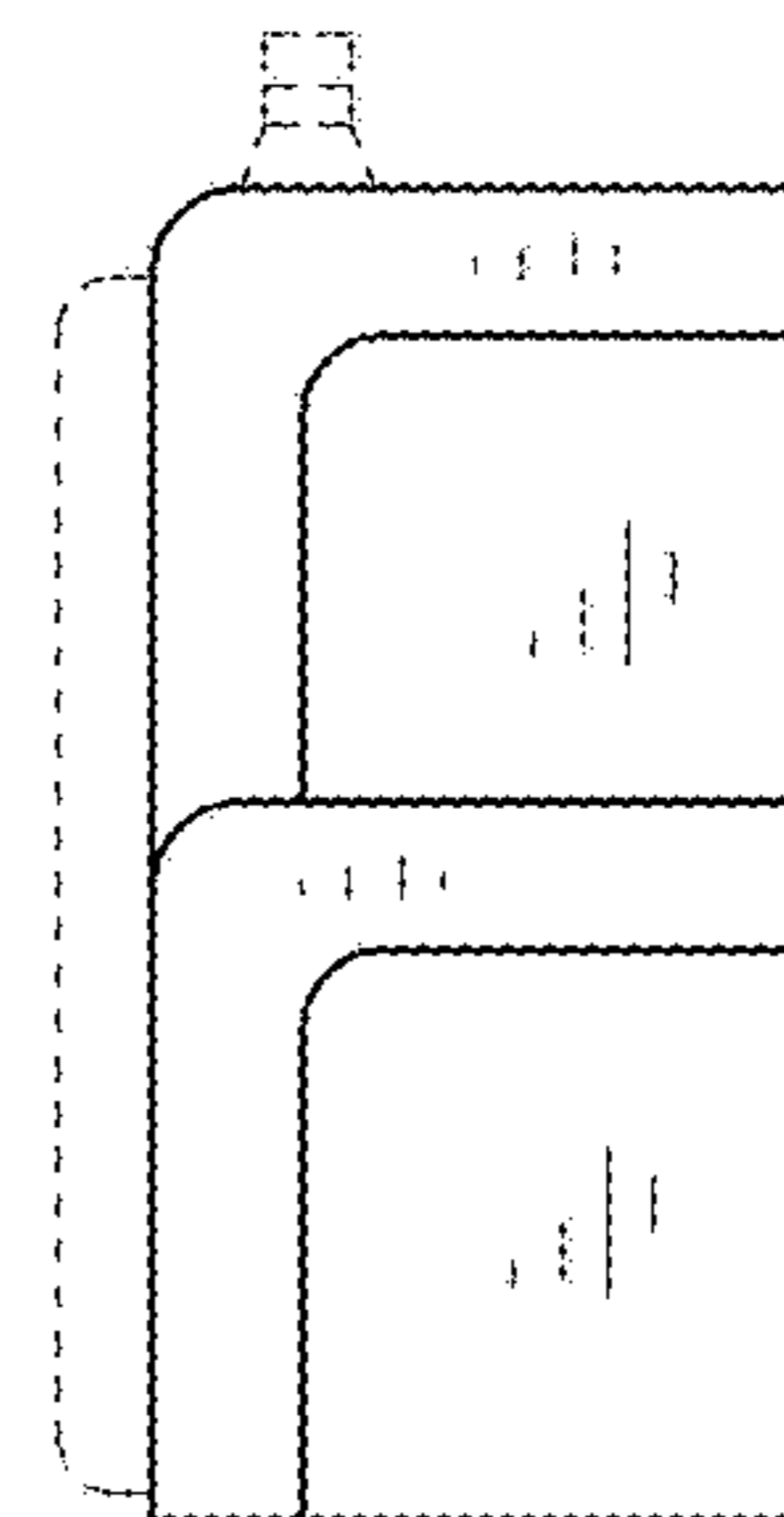


FIG. 5




FIG. 6

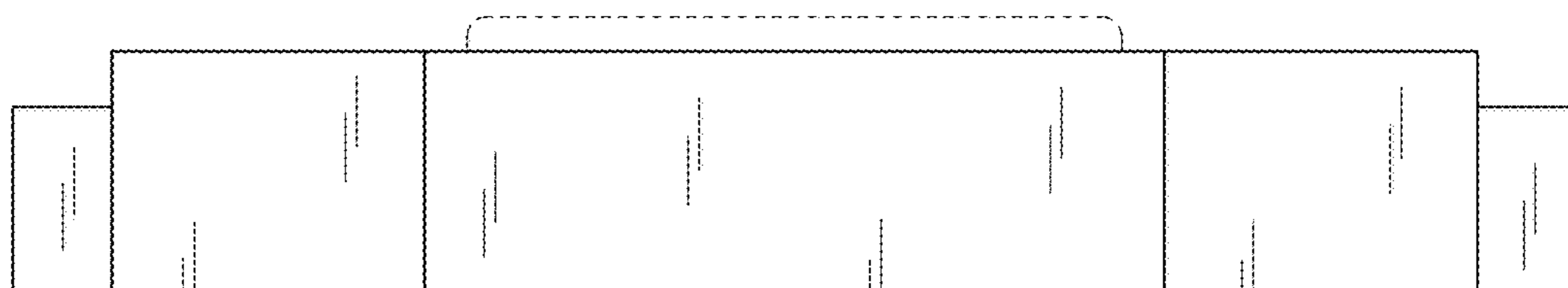


FIG. 7