



US00D792510S

(12) **United States Design Patent**
Flores

(10) **Patent No.:** **US D792,510 S**
(45) **Date of Patent:** **** Jul. 18, 2017**

- (54) **GUITAR GREETING CARD**
- (71) Applicant: **American Greetings Corporation,**
Cleveland, OH (US)
- (72) Inventor: **Terry Flores,** Oberlin, OH (US)
- (73) Assignee: **American Greetings Corporation,**
Cleveland, OH (US)
- (**) Term: **15 Years**
- (21) Appl. No.: **29/551,852**
- (22) Filed: **Jan. 18, 2016**
- (51) **LOC (10) Cl.** **19-01**
- (52) **U.S. Cl.**
USPC **D19/1; D17/14**
- (58) **Field of Classification Search**
USPC D19/1-8, 82, 100; 40/124.01-124.15,
40/582, 540, 443, 442, 902, 672, 617,
40/599, 331, 359, 360, 625, 717, 455,
40/124.191; 446/147; 362/806, 808;
428/42.1, 203-204, 913.3; 283/2-4,
283/74-75, 91, 103, 105-106; D20/10,
D20/22, 42, 27, 40; 229/92, 92.1, 92.8,
229/300-303; D11/131, 117; 206/449,
206/308.3; D21/660
CPC B42D 15/00; B42D 15/022; B42D 15/042;
B42D 15/027; B42D 15/045; G10D 1/00;
G10D 1/08; G10D 3/00; G10D 3/06;
G10D 3/12; G10H 3/18
See application file for complete search history.

(56) **References Cited**

U.S. PATENT DOCUMENTS

- 4,299,041 A 11/1981 Wilson
- D340,737 S * 10/1993 Sandberg 84/291
- 6,162,981 A 12/2000 Newcomer et al.

- D620,697 S * 8/2010 Glaser D3/207
- D625,353 S * 10/2010 Licea D17/14
- D625,753 S * 10/2010 Hoffman D17/14
- D626,328 S * 11/2010 Glaser D3/207
- D657,616 S * 4/2012 Pierce D7/354
- 8,173,887 B2 5/2012 Sullivan
- 8,471,138 B2 6/2013 Wallace et al.
- 8,584,385 B2 11/2013 Mayer et al.
- 8,614,389 B2 12/2013 Wallace et al.
- D783,710 S * 4/2017 Kiesel D17/14
- D785,315 S * 5/2017 Habraken D3/207
- 2007/0096456 A1 5/2007 Silverman
- 2011/0212429 A1 9/2011 Stone
- 2012/0240751 A1 9/2012 Yonetani

(Continued)

Primary Examiner — Abraham Bahta

(74) *Attorney, Agent, or Firm* — Christine Flanagan


(57) **CLAIM**

The ornamental design for a guitar greeting card, as shown and described.

DESCRIPTION

FIG. 1 is a perspective view of a first embodiment of the guitar greeting card of the present invention.
 FIG. 2 is a front view of the guitar greeting card of FIG. 1.
 FIG. 3 is a rear view of the guitar greeting card of FIG. 1.
 FIG. 4 is a left side view of the guitar greeting card of FIG. 1.
 FIG. 5 is a right side view of the guitar greeting card of FIG. 1.
 FIG. 6 is a top view of the guitar greeting card of FIG. 1.
 FIG. 7 is a bottom view of the guitar greeting card of FIG. 1; and,
 FIG. 8 is a perspective view of the guitar greeting card of FIG. 1, in a partially open position.
 The broken line showing of portions of the guitar greeting card is included for the purpose of illustrating environmental structure and forms no part of the claimed design.

1 Claim, 5 Drawing Sheets



(56)

References Cited

U.S. PATENT DOCUMENTS

2013/0074379 A1 3/2013 Mayer et al.
2013/0074380 A1 3/2013 Mayer et al.
2014/0060290 A1 3/2014 Wallace et al.

* cited by examiner




Fig. 1

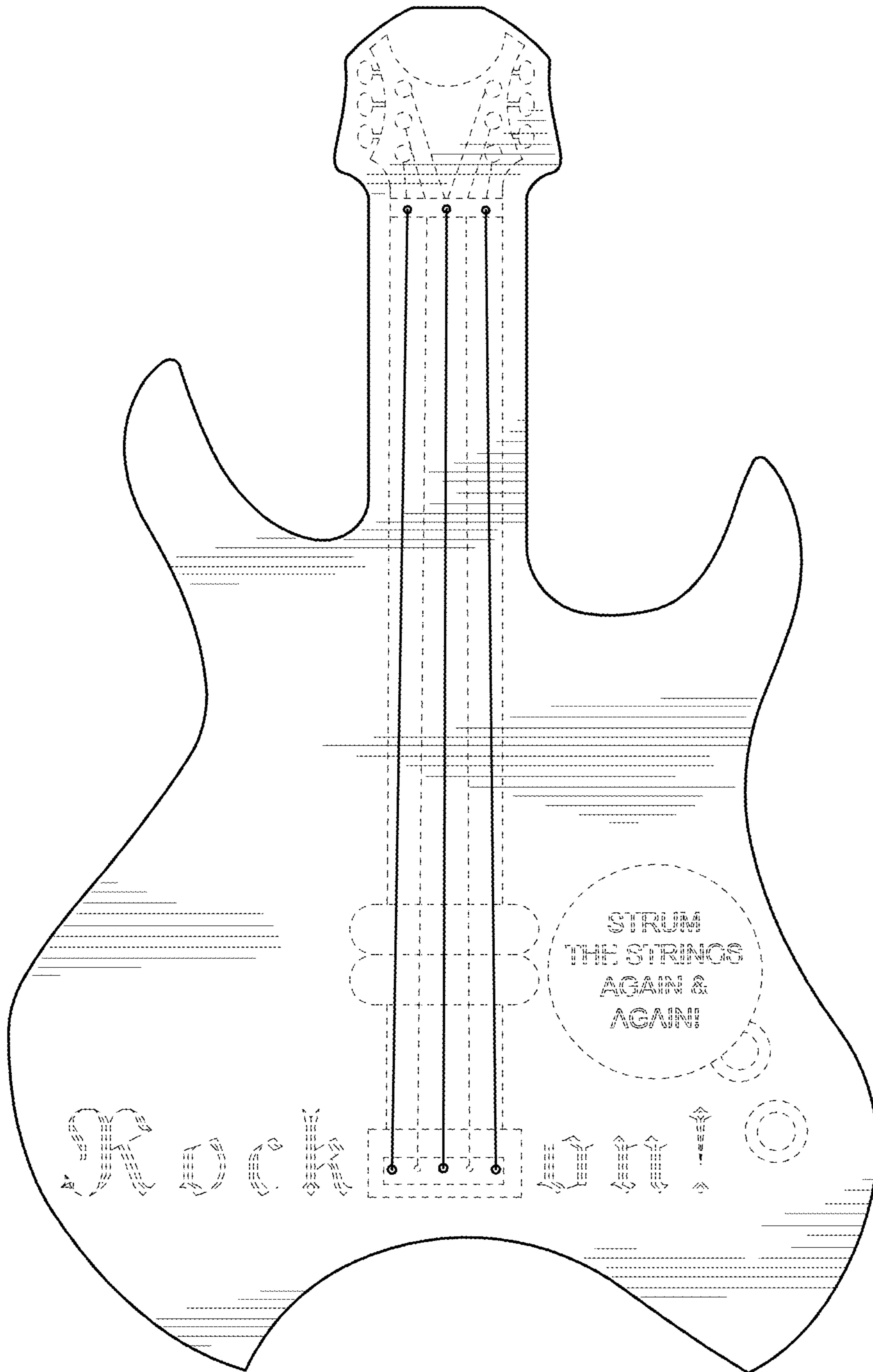


Fig. 2

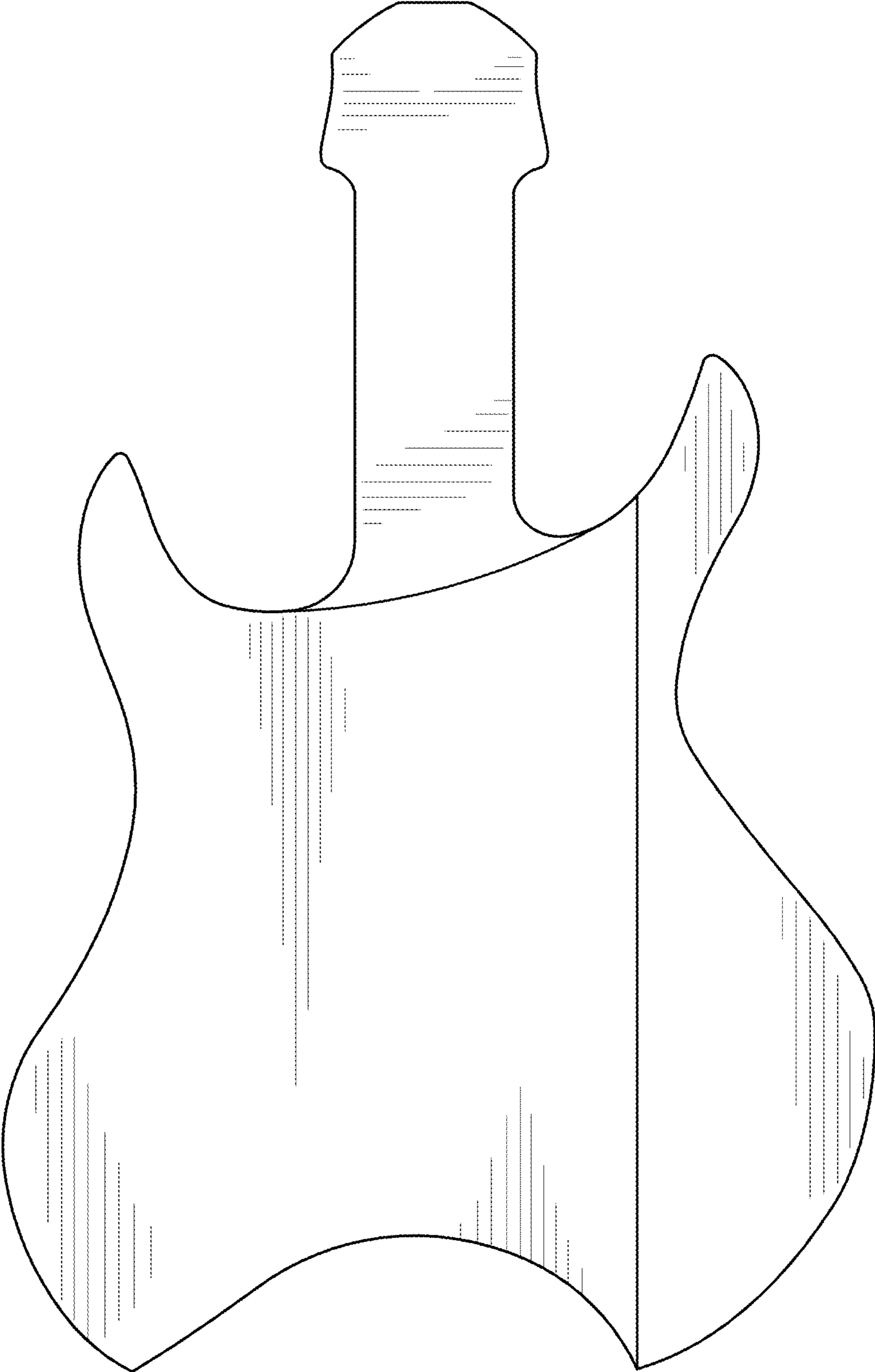


Fig. 3



Fig. 4



Fig. 5



Fig. 6



Fig. 7

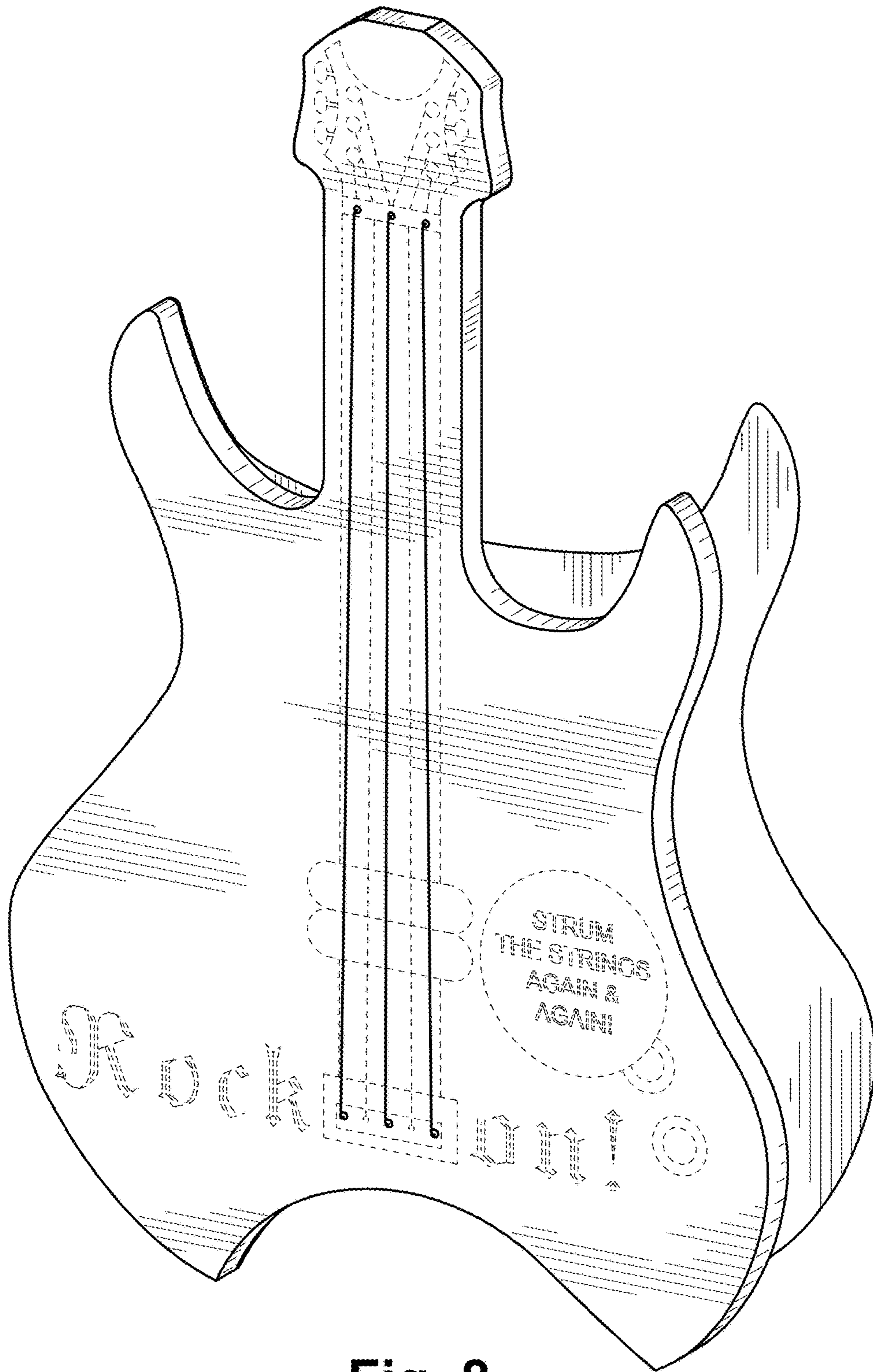


Fig. 8