



US00D792474S

(12) **United States Design Patent**
Ramakumar et al.

(10) **Patent No.:** **US D792,474 S**
(45) **Date of Patent:** **** Jul. 18, 2017**

- (54) **DUAL COMPRESSOR NOZZLE**
- (71) Applicant: **GE Oil & Gas Compression System LLC**, Houston, TX (US)
- (72) Inventors: **Karthik Ramakumar**, Houston, TX (US); **Kyle Sembera**, Houston, TX (US)
- (73) Assignee: **GE Oil & Gas Compression Systems, LLC**, Houston, TX (US)
- (**) Term: **15 Years**
- (21) Appl. No.: **29/553,509**
- (22) Filed: **Feb. 2, 2016**
- (51) **LOC (10) Cl.** **15-02**
- (52) **U.S. Cl.**
USPC **D15/9**
- (58) **Field of Classification Search**
USPC D15/7-9; D23/231, 232, 225; 417/60, 417/235, 265, 321, 355, 358, 363, 359, 417/410.1, 415-416, 405, 900, 269, 539; 60/408, 412; 184/26-37; 415/140-147; 123/495, 509; 137/565.34; 200/80 R
CPC F02M 37/04; F02M 37/14; F04B 53/92; F04B 1/005; F04B 39/04; H01H 35/10; F16J 15/26
See application file for complete search history.

D728,628 S * 5/2015 Wadesly D15/7
D735,243 S * 7/2015 Nam D15/9
2016/0305551 A1 10/2016 Koop et al.

FOREIGN PATENT DOCUMENTS

EP 2456979 B1 12/2016
* cited by examiner

Primary Examiner — Ralf Seifert

(57) **CLAIM**

The ornamental design for a dual compressor nozzle, as shown and described.

DESCRIPTION

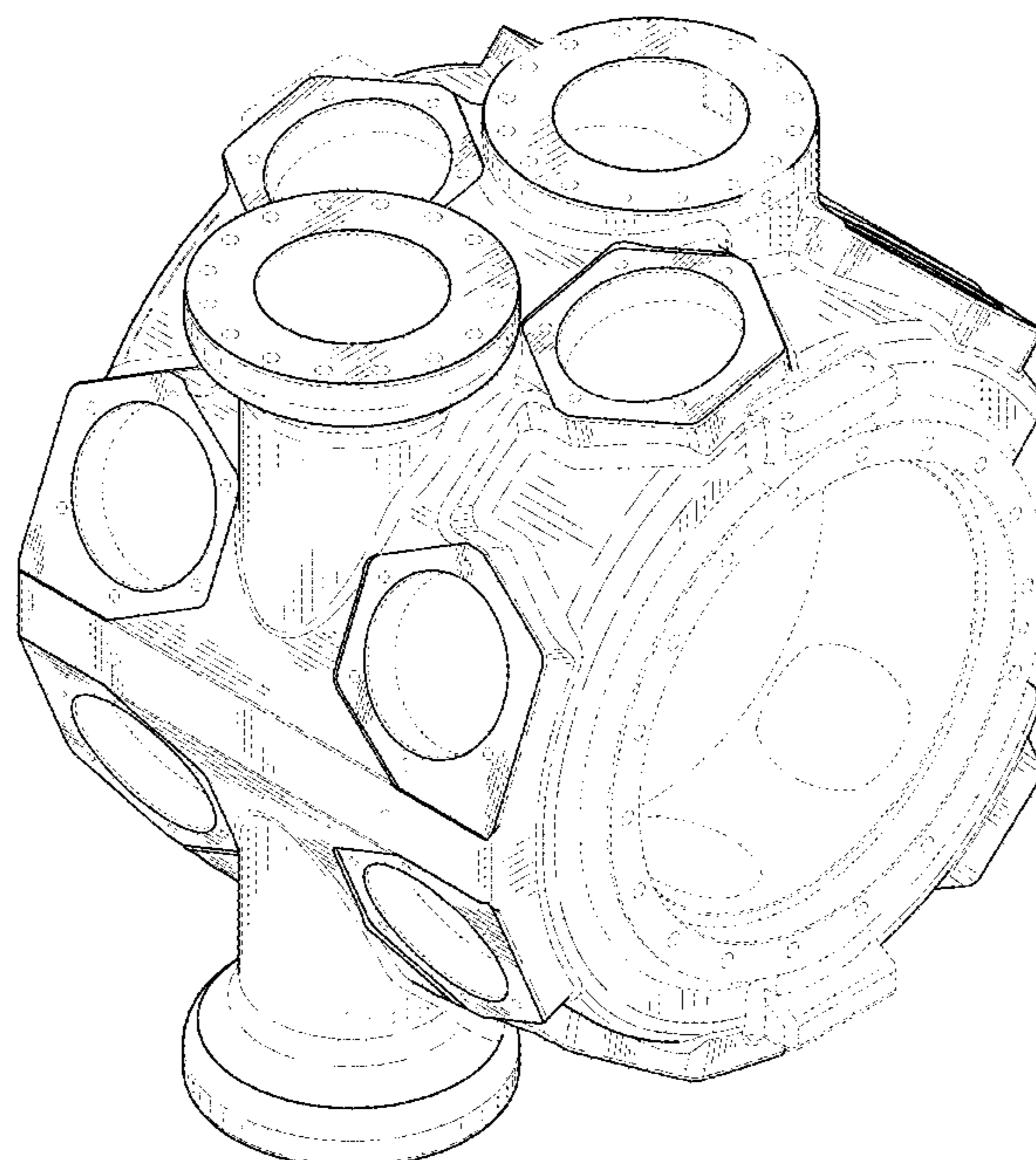
FIG. 1 is a top-left-front perspective view of a dual compressor nozzle according to the present invention.
FIG. 2 is a bottom-right-back perspective view of the dual compressor nozzle of FIG. 1.
FIG. 3 is a left side view of the dual compressor nozzle of FIG. 1.
FIG. 4 is a right side view of the dual compressor nozzle of FIG. 1.
FIG. 5 is a top view of the dual compressor nozzle of FIG. 1.
FIG. 6 is a bottom view of the dual compressor nozzle of FIG. 1.
FIG. 7 is a front view of the dual compressor nozzle of FIG. 1; and,
FIG. 8 is a back view of the dual compressor nozzle of FIG. 1.
Where applicable, elements are shown in broken lines herein for illustrative purposes only, and form no part of the claimed design.

(56) **References Cited**

U.S. PATENT DOCUMENTS

D706,832 S * 6/2014 Bayyouk D15/7
D706,833 S * 6/2014 DeLeon D15/7
D710,389 S * 8/2014 Chu D15/9
D722,329 S * 2/2015 Nam D15/9

1 Claim, 8 Drawing Sheets



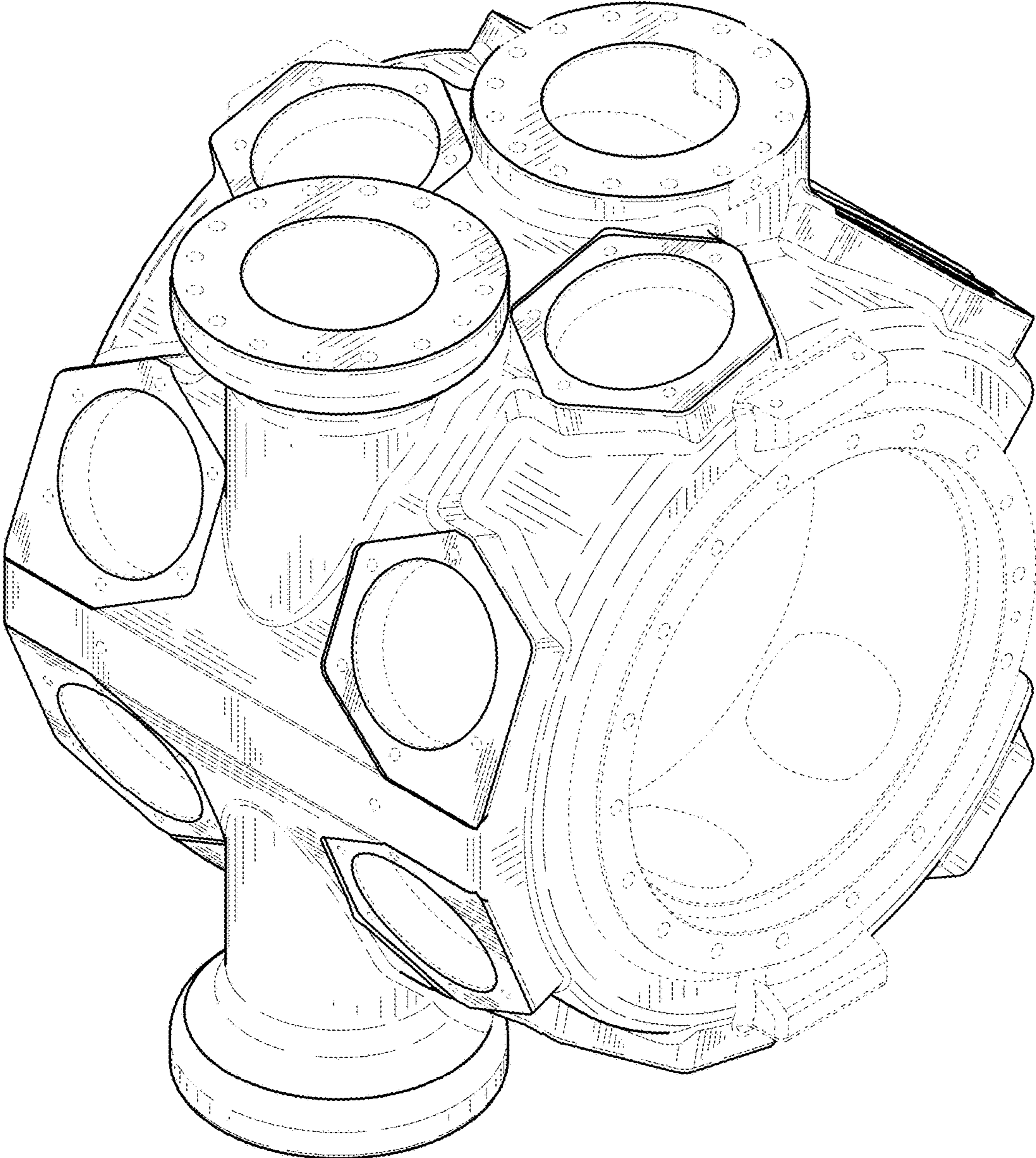


Fig. 1

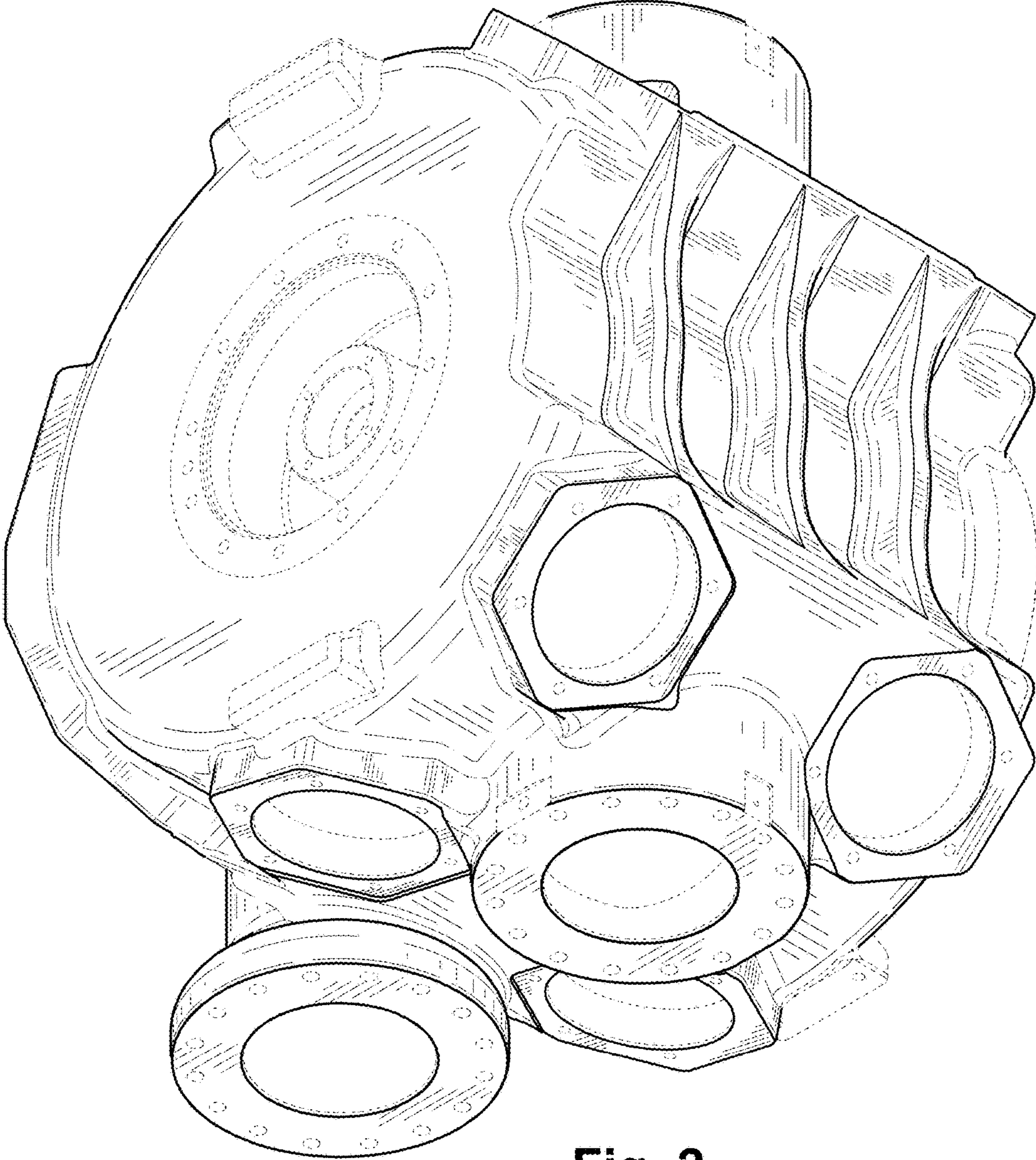


Fig. 2

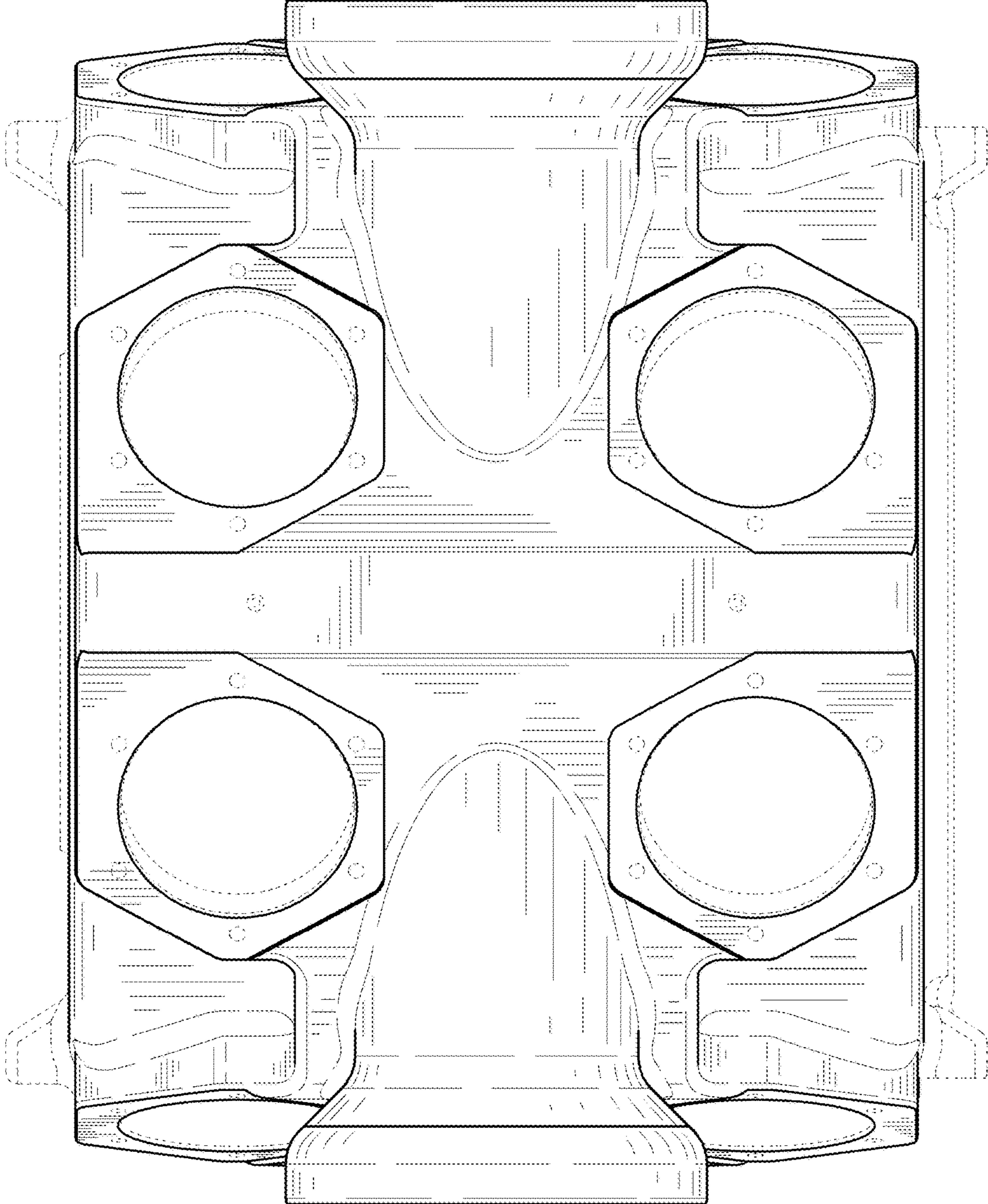


Fig. 3




Fig. 4




Fig. 5




Fig. 6

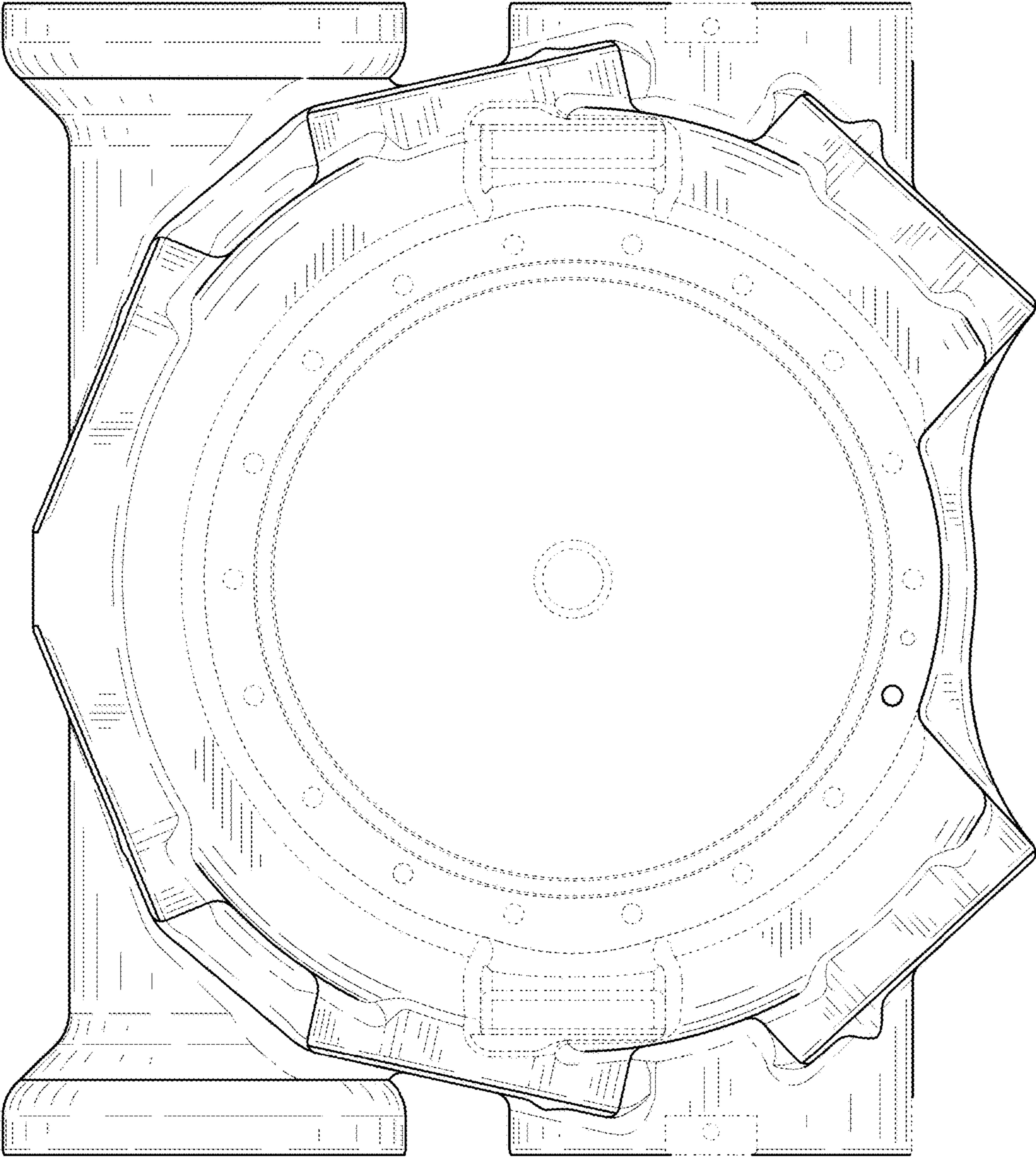


Fig. 7

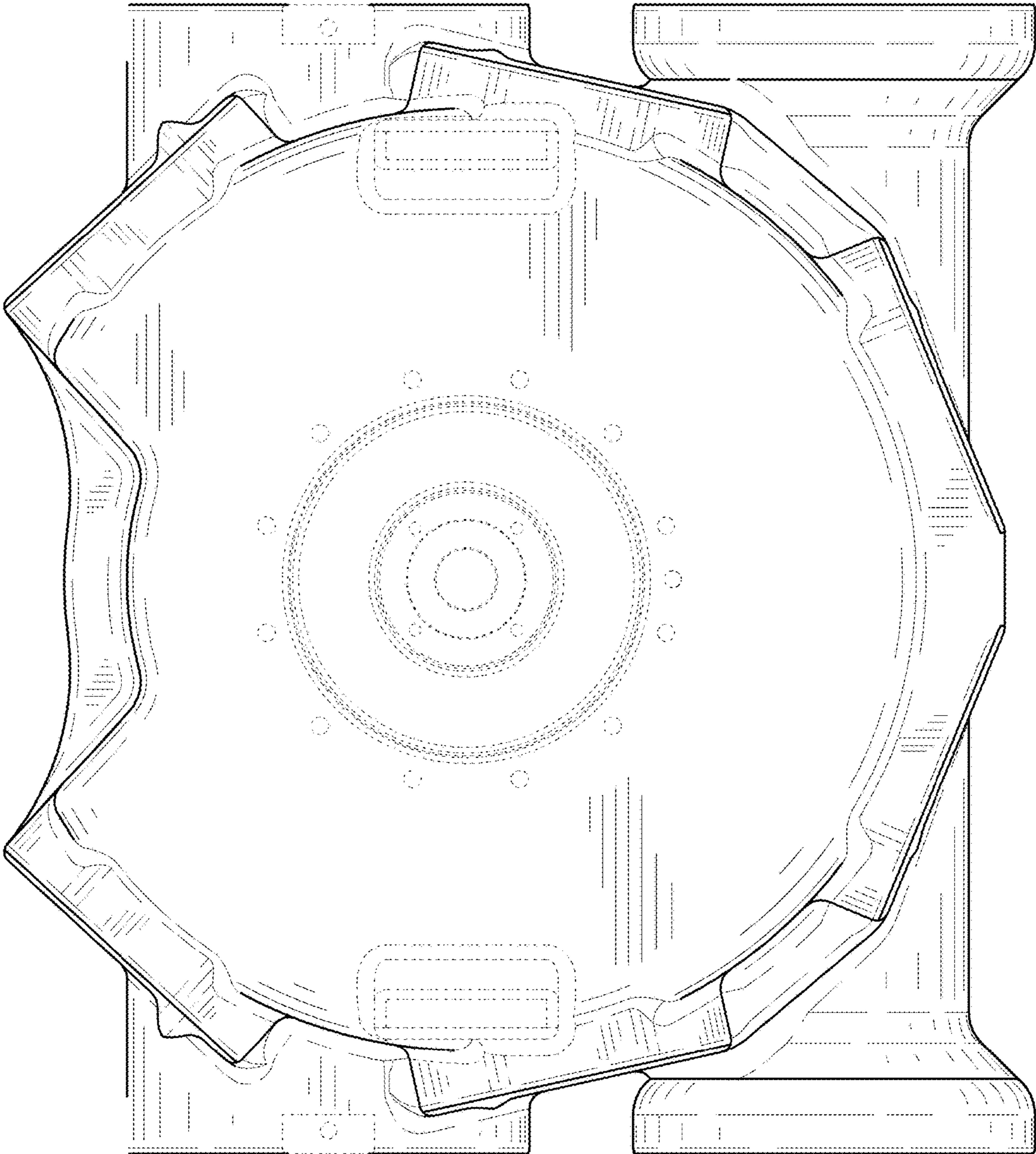


Fig. 8